

**AT SOME PLACES,  
THEY PLAY FOOTBALL...**

**AT ALABAMA  
WE LIVE IT.**

## THIS IS ALABAMA

2009 Schedule & Results.....	2
Athletic Department Directory .....	2
Quick Facts .....	3
Media Relations Personnel.....	3

## UNIVERSITY

President Dr. Robert E. Witt .....	4-5
The University of Alabama .....	6-7
Campus Life .....	8-9
Athletics Director Mal Moore.....	10
Senior Support Staff .....	11

## ON THE GRIDIRON

Rosters .....	12-13
2009 Statistics .....	14-18
Starters Game-by-Game .....	19

## PLAYERS

Player Bios .....	20-53
-------------------	-------

## COACHING PERSONNEL

Head Coach Nick Saban .....	54-61
Burton Burns.....	62
Curt Cignetti.....	63
Bo Davis.....	64
Jim McElwain .....	65
Joe Pendry .....	66
Kirby Smart .....	67
Sal Sunseri.....	68
Bobby Williams.....	69
James Willis.....	70
Scott Cochran.....	71
Mike Vollmar .....	72
Ed Marynowitz .....	73
Support Personnel .....	74-76

## THE ROSE BOWL

Football Notes.....	77-91
---------------------	-------

## THE 2009 SEASON

Game Recaps.....	292-104
------------------	---------

## BOWL HISTORY

Player Bios .....	105-111
Top Bowl Team.....	112-113
Bowl Recaps.....	114-132

**CREDITS:** The 2010 University of Alabama Football Bowl Media Guide was produced by the staff of the UA Athletics Media Relations Office. The publication was written and edited by Jeff Purinton, Josh Maxson, Doug Walker, Brent Hollingsworth and Barry Allen. Special editing credits to Alex Thompson. Photography by UA Athletics Director of Photography Kent Gidley and his student assistants. Special thanks to the Crimson Tide coaching staff, Buddy Overstreet for the cover and page designs, and the staff of the SEC office. Copyright 2010 by the Board of Trustees of the University of Alabama. "Roll Tide", "Crimson Tide", "Bama" and the primary and secondary logos are registered trademarks of The University of Alabama.

## ALABAMA COACHING STAFF

Nick Saban .....	Head Coach
(Kent State, 1973)	
Burton Burns .....	Associate Head Coach/Running Backs
(Nebraska, 1976)	
Curt Cignetti.....	Receivers/Recruiting Coordinator
(West Virginia, 1983)	
Bo Davis.....	Defensive Line
(LSU, 1993)	
Jim McElwain .....	Offensive Coordinator/Quarterbacks
(Eastern Washington, 1984)	
Joe Pendry .....	Assistant Head Coach/Offensive Line
(West Virginia, 1969)	
Kirby Smart .....	Defensive Coordinator/Secondary
(Georgia, 1999)	
Sal Sunseri .....	Assistant Head Coach/Linebackers
(Pittsburgh, 1981)	
Bobby Williams .....	Tight Ends/Special Teams
(Purdue, 1982)	
James Willis.....	Associate Head Coach/Linebackers
(Auburn, 1992)	

## ALABAMA ATHLETICS ADMINISTRATION

Athletics Director .....	Mal Moore
Executive Director of Athletics.....	Dave Hart
Senior Associate AD .....	Finus Gaston
Senior Associate AD / Technology Advancement.....	Milton Overton
Associate AD / Support Services.....	Kevin Almond
Assistant AD / Ticket Office-Tide Pride .....	Chris Besanceney
Assistant AD / Student Services.....	Jon Dever
Associate AD / External Operations.....	Jon Gilbert
Faculty Staff Representative .....	Joe Hornsby
Associate AD / Business .....	Carol Park
Associate AD / Football Communications.....	Jeff Purinton
Associate AD / Senior Woman Administrator.....	Marie Robbins
Associate AD / Development.....	Ronny Robertson
Director of Athletic Facilities .....	Thad Turnipseed
Associate AD / Football .....	Mike Vollmar
Associate AD / Media Relations.....	Doug Walker
Associate AD / Compliance .....	Mike Ward

## ALABAMA SCHEDULE AND RESULTS

Sept. 5 ^vs. Virginia Tech	W, 34-24	Oct. 24 *Tennessee	W, 12-10
Sept. 12 Florida International	W, 40-14	Nov. 7 *LSU	W, 24-15
Sept. 19 North Texas	W, 53-7	Nov. 14 *at Mississippi State	W, 31-3
Sept. 26 *Arkansas	W, 35-7	Nov. 21 Chattanooga	W, 45-0
Oct. 3 *at Kentucky	W, 38-20	Nov. 27 *at Auburn	W, 26-21
Oct. 10 *at Mississippi	W, 22-3	Dec. 5 ^Florida (SEC CHAMPIONSHIP)	W, 32-13
Oct. 17 *South Carolina (HC)	W, 20-6		

\*SEC Games  
^Neutral Site (Georgia Dome)



## ALABAMA MEDIA RELATIONS STAFF

Media Relations Phone: 348-6084  
Media Relations Fax: 348-8841

### Football Media Relations Contact

Associate Athletic Director for Football:

**Jeff Purinton** (Football)

Office: 348-3631

e-mail: jpurinton@ia.ua.edu

Associate Athletic Director for  
Media Relations:

**Doug Walker** (Football)

Office: 348-7245

e-mail: dwalker@ia.ua.edu

Assistant Director of Media Relations:

**Josh Maxson** (Player Interviews)

Office: 348-7496

e-mail: jmaxson@ia.ua.edu

Assistant Director of Media Relations:

**Barry Allen** (Football)

Office: 348-8836

e-mail: ballen@ia.ua.edu

Associate Director of Media Relations:

**Ty Patton**

Office: 348-5041

e-mail: tpatton@ia.ua.edu

Associate Director of Media Relations:

**Roots Woodruff**

Office: 348-2088

e-mail: rwoodruff@ia.ua.edu

Assistant Director of Media Relations:

**Jessica Pare**

Office: 348-3673

e-mail: jpare@ia.ua.edu

Assistant Director of Media Relations:

**Skip Powers**

Office: 348-6734

e-mail: spowers@ia.ua.edu

Director of Creative Media:

**Buddy Overstreet**

Office: 348-8592

e-mail: boverstreet@ia.ua.edu

Athletic Photographer:

**Kent Gidley**

Office: 348-2301

e-mail: kgidley@ia.ua.edu

Director of Publications:

**Brent Hollingsworth**

Office: 348-7474

e-mail: bhollingsworth@ia.ua.edu

## QUICK FACTS

Location: ..... Tuscaloosa, Alabama  
Enrollment: ..... 27,052  
Founded: ..... April 12, 1831  
Conference: ..... Southeastern (West)  
Colors: ..... Crimson and White  
Nickname: ..... Crimson Tide  
President: ..... Dr. Robert E. Witt  
Faculty Athletics Representative: ..... Joe Hornsby  
First Year of Football: ..... 1892  
Overall Football Record (Years): .....  
..... 1,171 games, 812 Wins, 316 Losses, 43 Ties (115 seasons)  
Southeastern Conference Record (Years): .....  
..... 541 games, 357 Wins, 159 Losses, 20 Ties (77 seasons)  
National Championships (12): .....  
..... 1925, 1926, 1930, 1934, 1941, 1961, 1964, 1965,  
..... 1973, 1978, 1979, 1992  
Southeastern Conference Championships (22): .....  
..... 1933, 1934, 1937, 1945, 1953, 1964, 1965, 1966,  
..... 1971, 1972, 1973, 1974, 1975, 1977, 1978, 1979,  
..... 1981, 1989, 1992, 1999, 2009  
First Team All-Americans: ..... 97 players, 107 times  
First Team All-Conference: ..... 206 players, 274 times  
Bowls: ..... 57 Bowls\*, 31 Wins\*, 22 Losses, 3 Ties  
2009 Overall Record: ..... 13-0 (SEC Champions)  
2009 SEC Record: ..... 8-0  
\*NCAA Record

MARK INGRAM

## SNAPSHOTS:

Mark Ingram became the first Heisman Trophy winner in the history of The University of Alabama football program in 2009.

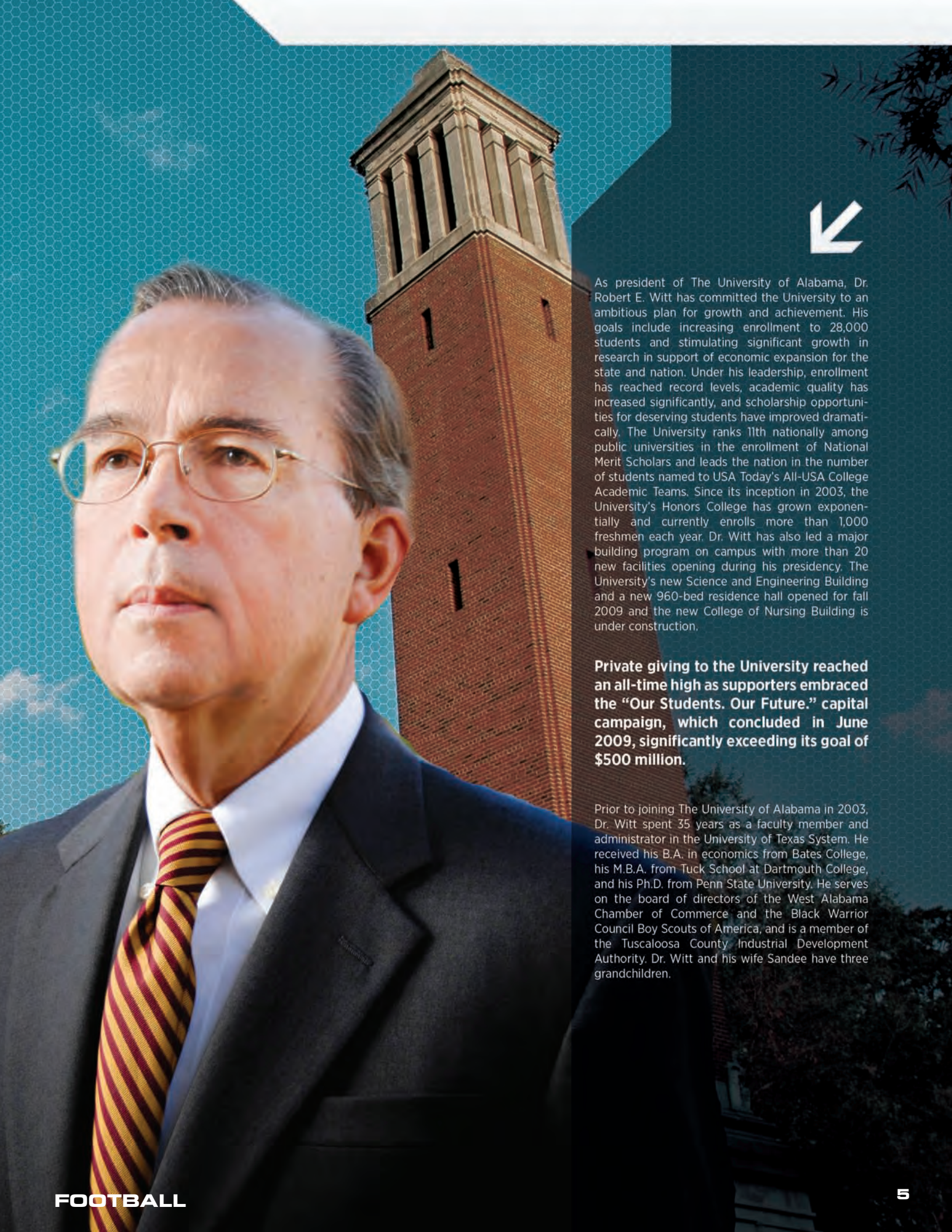


*"The University of Alabama has never been stronger. Our academic programs continue to prosper. Almost one quarter of this year's entering freshman class enrolled in the Honors College. This group scored in the top two percent nationally on the ACT, and they have extraordinarily strong high school records. The research activity of our faculty has grown significantly and our service to our community and state has never been more substantial. The future of our University is very bright."*

**Dr. Robert E. Witt**  
PRESIDENT, UNIVERSITY OF ALABAMA

**SWEET  
HOME  
ALABAMA**





As president of The University of Alabama, Dr. Robert E. Witt has committed the University to an ambitious plan for growth and achievement. His goals include increasing enrollment to 28,000 students and stimulating significant growth in research in support of economic expansion for the state and nation. Under his leadership, enrollment has reached record levels, academic quality has increased significantly, and scholarship opportunities for deserving students have improved dramatically. The University ranks 11th nationally among public universities in the enrollment of National Merit Scholars and leads the nation in the number of students named to USA Today's All-USA College Academic Teams. Since its inception in 2003, the University's Honors College has grown exponentially and currently enrolls more than 1,000 freshmen each year. Dr. Witt has also led a major building program on campus with more than 20 new facilities opening during his presidency. The University's new Science and Engineering Building and a new 960-bed residence hall opened for fall 2009 and the new College of Nursing Building is under construction.

**Private giving to the University reached an all-time high as supporters embraced the "Our Students. Our Future." capital campaign, which concluded in June 2009, significantly exceeding its goal of \$500 million.**

Prior to joining The University of Alabama in 2003, Dr. Witt spent 35 years as a faculty member and administrator in the University of Texas System. He received his B.A. in economics from Bates College, his M.B.A. from Tuck School at Dartmouth College, and his Ph.D. from Penn State University. He serves on the board of directors of the West Alabama Chamber of Commerce and the Black Warrior Council Boy Scouts of America, and is a member of the Tuscaloosa County Industrial Development Authority. Dr. Witt and his wife Sandee have three grandchildren.





#### SNAPSHOTS:

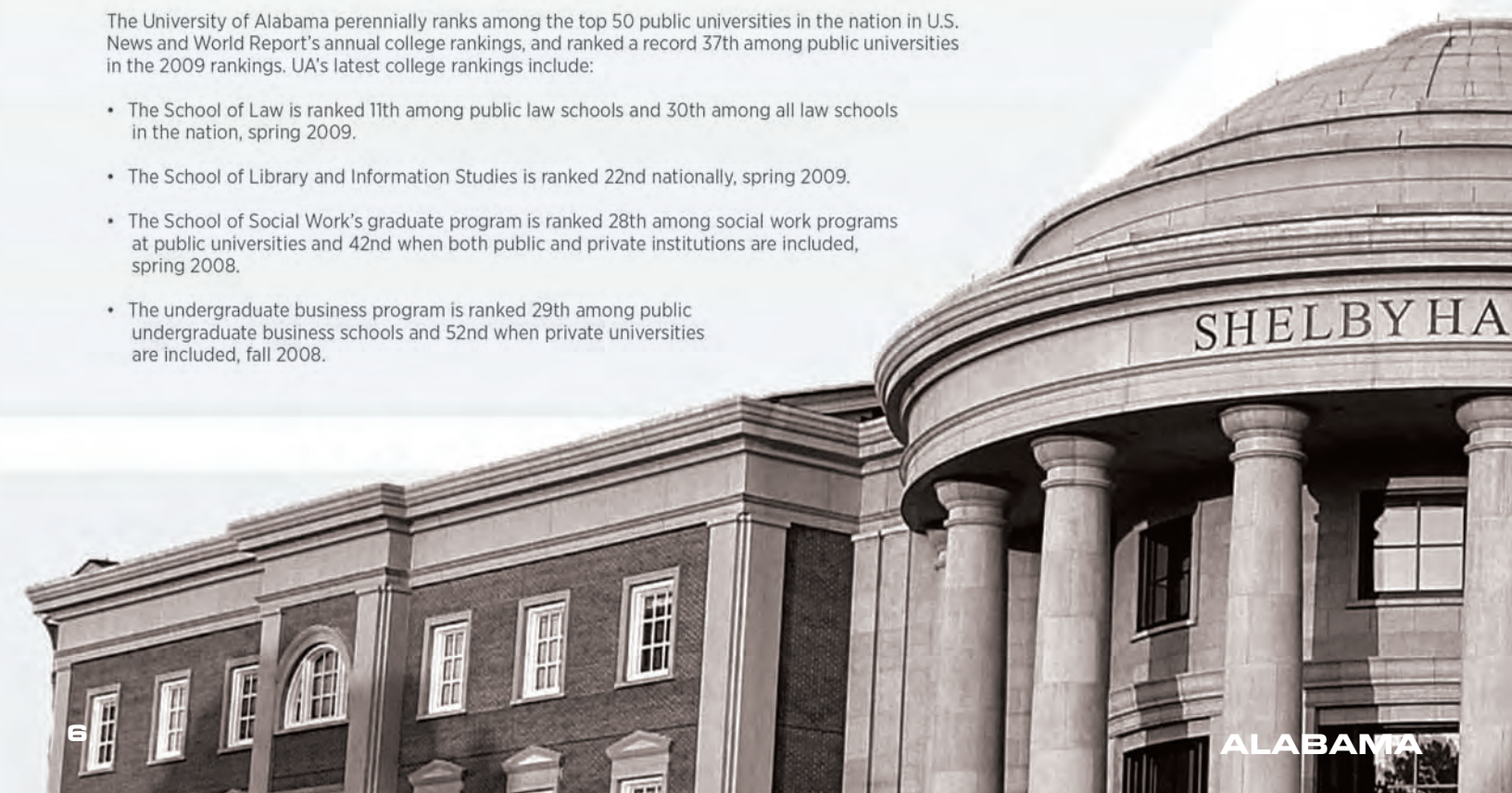
Five University of Alabama students were named to the 2009 USA Today All-USA College Academic Team, the most of any school. This year's team brings UA's total for the last seven years to 36, a figure that tops all other colleges and universities.

# TOP RANKED

## ONE OF AMERICA'S TOP PUBLIC UNIVERSITIES

The University of Alabama perennially ranks among the top 50 public universities in the nation in U.S. News and World Report's annual college rankings, and ranked a record 37th among public universities in the 2009 rankings. UA's latest college rankings include:

- The School of Law is ranked 11th among public law schools and 30th among all law schools in the nation, spring 2009.
- The School of Library and Information Studies is ranked 22nd nationally, spring 2009.
- The School of Social Work's graduate program is ranked 28th among social work programs at public universities and 42nd when both public and private institutions are included, spring 2008.
- The undergraduate business program is ranked 29th among public undergraduate business schools and 52nd when private universities are included, fall 2008.







Enrollment at The University of Alabama reached a record high of 27,052 for fall 2008. The entering freshman class, at 5,116 students, was the largest in UA history and includes more than 1,000 freshmen who had a 4.0 or higher high school grade point average. One in five freshmen – 1,065 students -- enrolled in UA's Honors College for fall 2008.

The University of Alabama ranks 11th in the nation among public universities in the enrollment of National Merit Scholars.

The University of Alabama has produced a total of 15 Rhodes Scholars. And, in the past two decades, we've produced 29 Goldwater Scholars, 13 Hollings Scholars, seven Truman Scholars, two Javits Fellows, one Udall Scholar and one Portz Scholar.

UA is one of the top five public flagship universities in the nation in the enrollment of African-American students. For the 2008-2009 academic year, African-Americans represented 11.3 percent of the student body.

Participation in original research and creative activities is becoming a hallmark of the undergraduate experience at The University of Alabama. More than 250 undergraduates showcased their research and creative activity projects at UA's spring 2009 "Undergraduate Research and Creative Activity Conference."

The Center for College Affordability and Productivity ranks The University of Alabama seventh in the nation among public universities in a study published in *Forbes* magazine, May 2008. Criteria included student evaluations, graduation rates, the percentage of students winning top national awards, and professional achievement of graduates.

The University of Alabama has been named to the President's Higher Education Community Service Honor Roll by the Corporation for National and Community Service. The Community Service Honor Roll is the highest federal recognition a school can achieve for its commitment to service learning and civic engagement.

The University of Alabama has been selected by the Carnegie Foundation for the Advancement of Teaching for its 2008 Community Engagement Classification. The designation recognizes UA as one of the nation's premiere institutions in community outreach and scholarship.

The University of Alabama contributes \$1.8 billion to the state's economy each year.

This year alone, more than 900 University of Alabama students will receive a total of more than \$2.3 million in scholarships provided by the National Alumni Association. The UA National Alumni Association is among the nation's leading public-university-based comprehensive associations, ranking among the top 10 in alumni support.





#### ▼ GORGAS LIBRARY

Life on The University of Alabama campus is defined by opportunities. If you want to get involved, join one of more than 250 student organizations, help plan concerts and speaker series, participate in intramural teams or run for student government.

If you enjoy the arts, you can take advantage of a rich and varied schedule of musical, dance and theatre performances, art galleries and exhibitions, lectures and readings by writers, poets and experts on every topic imaginable. You can enrich your knowledge of the state and university's history by visiting one of UA's fine museums, which house countless historical artifacts and offer hands-on exploration opportunities.



#### ▼ THE PRESIDENT'S MANSION

In 1838 the University of Alabama Board of Trustees appropriated funds for a more suitable residence for the University's new president, Basil Manly. The mansion was built between 1839 and 1841. According to tradition, Louisa Frances Garland, wife of president Landon C. Garland, valiantly saved the stately residence from destruction when Union troops destroyed the campus in April 4, 1865. The mansion, which has undergone a number of restorations, assumed its predominately white appearance in 1908.

From the architecture on campus to the landscaping, The University of Alabama campus is one of the most beautiful places in the state of Alabama.

# ON CAMPUS

*THE SIGHTS OF ONE OF AMERICA'S MOST BEAUTIFUL AND HISTORICAL UNIVERSITIES*







### ▼ THE FERGUSON CENTER

The Ferguson Center, completed in 1973, was named for Hill Ferguson, a member of the Board of Trustees. Plans at the time called for the building to be constructed over Woods Hall, but it was built just to the north thanks to a student campaign to save the art building.

The Ferguson Center Game Room located on the First Floor is the perfect place to unwind, test your skill at a video game, play a friendly game of pool or ping-pong, or enter a campus tournament. With seven pool tables, video games, a ping-pong table, computer gaming and televisions, the Game Room offers a fun escape to the daily pressures of college life.

The Ferguson Center is the community center of The University of Alabama. The "Ferg" houses an impressive array of services and facilities including:

- \*Alabama Credit Union
- \*Art gallery
- \*ATM machines
- \*Ballroom
- \*Career Center
- \*Computer Lab
- \*Crimson Copies
- \*Dean of Students
- \*Food Court
- \*Game room/arcade
- \*Hair Techniques
- \*Information desk
- \*Meeting, reception, banquet rooms
- \*Student Judicial Affairs
- \*Student organization offices
- \*Theater
- \*University Supply Store
- \*U.S. Post Office
- \*Volunteer Services



### ▼ STUDENT SECTION

The University of Alabama offers a complete educational, cultural and social experience. Whatever your interests, you'll find a group, an organization, an activity or a program that will appeal to you at UA.

There are more than 50 Greek organizations and more than 30 campus ministries at The University of Alabama.

### ← THE STUDENT RECREATION CENTER

The newly expanded Student Recreation Center offers first-class recreation facilities to students, faculty and staff.

The expanded facility includes two multi-use gyms, nine multi-purpose courts, weight machines, 1/8-mile jogging track, extensive cardio area, locker rooms, indoor swimming pool, dry and steam saunas, 12 lighted tennis courts, four aerobics rooms, eight racquetball courts and a squash court—together encompassing more than 200,000 square feet.

The facility's outdoor aquatic area, which opened in the summer of 2003, features a lazy river, lap swim, large water-park-type slide and lots of deck space.





# MAL MOORE

ATHLETICS DIRECTOR

The University of Alabama's Director of Athletics since 1999, Mal Moore has made an indelible mark on one of the nation's most storied athletic programs, leading a department that has enjoyed tremendous success athletically and academically and has undergone an unprecedented period of growth during his tenure.

Through his guidance, Alabama's athletic department remains focused on his vision of having all Crimson Tide athletic teams and student-athletes competitive at the highest level nationally while continuing to elevate athletic facilities at the Capstone to premier status nationally for all sports.

During his tenure as Director of Athletics, Moore has overseen more than \$200 million of capital improvements to University of Alabama athletic facilities. Those projects have encompassed the entire scope of all Crimson Tide athletic programs and have benefitted every Alabama student-athlete, coach, and administrator.

Throughout his multi-faceted career, Moore has worked with a diversified field of constituents, from fellow coaches and former players, to fans and the business community. All of those experiences and relationships - in addition to his ability to unify those many constituents - have made him the ideal person to lead Alabama athletics in the 21st century.

His leadership has been crucial in helping guide Alabama through a period that has been, at times, extremely challenging. His guidance and effort helped Alabama athletics weather the storm, while continuing to move in a positive direction toward a future that holds great promise.

Moore's dedication to and love of the University of Alabama was recognized on March 28, 2007, when as a permanent tribute to his life-long contribution to The University of Alabama, the Board of Trustees of The University of Alabama officially dedicated the facility formerly known as The Football Building as the Mal M. Moore Athletic Facility.

Under Moore's direction, Alabama's athletic teams have produced several Southeastern Conference championships, winning titles in gymnastics, men's basketball, men's golf, men's cross country, baseball and softball; taking SEC tournament titles in both baseball and softball; and an NCAA gymnastics championship. Alabama athletes have earned some of the highest honors the SEC and NCAA have to offer, including SEC Athlete of the Year, SEC Scholar-Athlete of the Year, NCAA Top VIII,

NCAA Postgraduate Scholarships and NCAA Sportsman of the Year. These honors are over and above the individual conference and national titles that Alabama athletes continue to bring home to the Capstone on a regular basis.

In addition to making his mark on Alabama, Moore has also had a national impact as a key member of several prestigious NCAA and college football committees. Moore has served on the NCAA Division I Football Issues Committee, the SEC Athletic Directors Bowl Advisory Committee and the Big Six Conferences Minority Coaches Forum.

Moore's distinguished record of service to UA began more than 50 years ago when he joined the Crimson Tide football squad as a scholarship player for Coach Paul "Bear" Bryant from 1958-62. Moore has the distinction of being a part of seven national championship teams (1961, 1964, 1965, 1973, 1978, 1979, and 1992), 14 SEC championships, and 27 bowl trips during his career as a player and coach, the first as a member of the Crimson Tide's 1961 national championship team. He is the only individual connected with the Tide program to be a part of seven national championships.

During a coaching career that spanned 31 years, Moore spent 22 of those at Alabama with stops at Montana State, Notre Dame and the NFL's St. Louis and Phoenix Cardinals. At Alabama, Moore started as Coach Bryant's graduate assistant in 1964, then as defensive backfield coach for five years beginning in 1965 before becoming quarterbacks coach from 1971-82 and serving as the Tide's first offensive coordinator starting in 1975. He would go on to coordinate all of the offensive plays for Alabama's last four national championship teams.

A 1963 graduate of The University of Alabama, Moore holds both an undergraduate degree in Sociology and a 1964 Master's Degree in Secondary Education from the Capstone. Moore was born December 19, 1939, in Dozier, Ala. He has been married to the former Charlotte Davis of Tuscaloosa since July 20, 1968. They have one daughter, Mrs. Steve (Heather) Cook of Scottsdale, Ariz., a granddaughter, Anna Lee, and a grandson, Charles Cannon.





# TRADITION CHAMPIONS LEADERS

Drawing from our rich heritage and tradition of champions, the University of Alabama Department of Athletics is committed to the highest standard of excellence in all its endeavors to develop future leaders.

## In embracing our core values we will:

Build and maintain an athletic program that annually ranks among the national elite in all sports; emphasize recruitment of the top student-athlete; construct and develop first-class facilities in which our student-athletes and coaches can train and compete at the highest level; promote community involvement of our student-athletes, coaches and staff as necessary for our program's success; and perpetuate our rich heritage and tradition through the spirited branding of our Crimson Tide name.

### VISION

We will be visionary in our efforts to develop and maintain a superior Intercollegiate Athletics Program.

### INTEGRITY

We will demonstrate unquestionable integrity in all areas of conduct in total compliance with all UA, SEC and NCAA regulations; including day-to-day interaction with all fellow staff members and student-athletes.

### COMMITMENT

We will commit to the total support of the educational, athletic and personal development of all our student-athletes while training future leaders.

### RESPECT

We will demonstrate diversity and inclusiveness within our department providing opportunities regardless of gender, race or physical challenges.

### EXCELLENCE

We will pursue generational loyalty to Crimson Tide Athletics through the comprehensive excellence in our athletic programs.

### ACCOUNTABILITY

We will accept the responsibility for our actions as representatives of the athletic department while being accountable to our student-athletes, staff, fans and supporters.



**DAVE HART**  
EXECUTIVE DIRECTOR OF ATHLETICS



**FINIS GASTON**  
SENIOR ASSOCIATE ATHLETICS DIRECTOR  
CHIEF FINANCIAL OFFICER



**MILTON OVERTON**  
SENIOR ASSOCIATE ATHLETICS DIRECTOR  
TECHNOLOGY ADVANCEMENT



**KEVIN ALMOND**  
ASSOCIATE ATHLETICS DIRECTOR  
SUPPORT SERVICES



**CHRIS BERANECENY**  
ASSISTANT ATHLETICS DIRECTOR  
TICKET OFFICE / TIDE PRIDE



**JON DEVER**  
ASSISTANT ATHLETICS DIRECTOR  
STUDENT SERVICES



**JON GILBERT**  
ASSOCIATE ATHLETICS DIRECTOR  
EXTERNAL OPERATIONS



**JOE HORNSBY**  
FACULTY ATHLETIC REPRESENTATIVE



**CAROL PARK**  
ASSOCIATE ATHLETICS DIRECTOR  
BUSINESS OPERATIONS



**JEFF BLURINTON**  
ASSOCIATE ATHLETICS DIRECTOR  
FOOTBALL COMMUNICATIONS



**MARIE ROBBINS**  
ASSOCIATE ATHLETICS DIRECTOR




**RONNY ROBERTSON**  
ASSOCIATE ATHLETICS DIRECTOR  
DEVELOPMENT



**THAD TURNIPSEED**  
DIRECTOR OF ATHLETIC FACILITIES



**MIKE VOLLMAR**  
ASSOCIATE ATHLETICS DIRECTOR  
FOOTBALL



**DOUG WALKER**  
ASSOCIATE ATHLETICS DIRECTOR  
MEDIA RELATIONS



**MIKE WARD**  
ASSOCIATE ATHLETICS DIRECTOR  
COMPLIANCE



## NUMERICAL ROSTER

1	Chris Rogers	DB
1	B.J. Scott	DB
2	Star Jackson	QB
2	Tana Patrick	LB
3	Kareem Jackson	DB
3	Trent Richardson	RB
4	Mark Barron	DB
4	Marquis Maze	WR
5	Roy Upchurch	RB
6	Demetrius Goode	RB
7	Kenny Bell	WR
7	P.J. Fitzgerald	P
8	Julio Jones	WR
9	Nick Williams	WR
10	Jerrell Harris	LB
10	A.J. McCarron	QB
11	Brandon Gibson	WR
12	Greg McElroy	QB
13	Rob Ezell	WR
13	Cory Reamer	LB
15	Darius Hanks	WR
16	Thomas Darrah	QB
17	Brad Smelley	TE
18	Morgan Ogilvie	QB
18	Rod Woodson	DB
20	Tyrone King	DB
21	Dre Kirkpatrick	DB
22	Mark Ingram	RB
23	Robby Green	DB
24	Marquis Johnson	DB
25	Rolando McClain	LB
26	Ali Sharrief	DB
27	Justin Woodall	DB
28	Javier Arenas	DB
29	Terry Grant	RB
30	Dont'a Hightower	LB
32	Eryk Anders	LB
33	Hampton Gray	DB
33	Mike Marrow	RB-HB
34	Jeramie Griffin	RB
35	Nico Johnson	LB
36	Chris Jordan	LB
37	Robert Lester	DB
39	Kyle Pennington	DB
40	DeMarcus DuBose	LB
40	Baron Huber	TE
41	Courtney Upshaw	LB
42	Eddie Lacy	RB
44	Alex Benson	LB
46	Wesley Neighbors	DB
46	William Strickland	WR
47	Ed Stinson	LB
48	Travis Sikes	WR

NO.	NAME	POS.	CL.	HT.	WT.	EXP.	HOMETOWN/LAST SCHOOL
No.	Name	Pos.	Class	HT.	WT.	EXP.	Hometown/Last School
82	Earl Alexander	WR	Jr.	6-4	212	1L	Phenix City, Ala./Central
32	Eryk Anders	LB	Sr.	6-2	235	2L	San Antonio, Texas/Smithson Valley
28	Javier Arenas	DB	Sr.	5-9	195	3L	Tampa, Fla./Robinson
49	Jonathan Atchison	LB	Fr.	6-2	220	HS	Atlanta, Ga./Douglass
4	Mark Barron	DB	So.	6-2	214	1L	Mobile, Ala./St. Paul's
7	Kenny Bell	WR	Fr.	6-1	160	HS	Rayville, La./Rayville
44	Alex Benson	LB	Sr.	6-1	225	SQ	Trussville, Ala./Hewitt-Trussville
86	Undra Billingsley	TE	Fr.	6-2	276	RS	Birmingham, Ala./Woodlawn
93	Chris Bonds	DL	Fr.	6-4	280	HS	Columbia, S.C./Richland Northeast HS
67	John Michael Boswell	OL	So.	6-5	306	1L	Northport, Ala./Tuscaloosa County
88	Michael Bowman	WR	Fr.	6-4	210	HS	Rossville, Ga./Ridgeland
87	Drew Bullard	LB	Jr.	6-3	238	SQ	Florence, Ala./Florence
77	James Carpenter	OL	Jr.	6-5	300	JC	Augusta, Ga./Coffeyville[Kan.] CC/Hephzibah
99	Josh Chapman	DL	So.	6-1	313	1L	Hoover, Ala./Hoover
62	Terrence Cody	DL	Sr.	6-5	354	1L	Fort Myers, Fla./Gulf Coast C.C./Riverdale
57	Marcell Dareus	DL	So.	6-4	296	1L	Huffman, Ala./Huffman
16	Thomas Darrah	QB	So.	6-5	227	SQ	Newnan, Ga./Newnan
79	Drew Davis	OL	Sr.	6-7	306	1L	Evergreen, Ala./Sparta Academy
96	Luther Davis	DL	Jr.	6-3	275	2L	West Monroe, La./West Monroe
95	Brandon Deaderick	DL	Sr.	6-4	306	3L	Elizabethtown, Ky./Elizabethtown
51	Michael DeJohn	LB	Jr.	6-1	241	SQ	Hoover, Ala./Hoover
85	Preston Dial	TE	Jr.	6-3	233	2L	Mobile, Ala./UMS-Wright
40	DeMarcus DuBose	LB	So.	6-1	232	SQ	Montgomery, Ala./Jefferson Davis
13	Rob Ezell	WR	Jr.	5-10	170	SQ	Athens, Ala./Athens
7	P.J. Fitzgerald	P	Sr.	5-11	204	3L	Coral Springs, Fla./Stoneman Douglas
76	D.J. Fluker	OL	Fr.	6-6	340	HS	Foley, Ala./Foley
95	Colin Gallagher	PK	Jr.	5-10	194	SQ	Atlanta, Ga./Marist
58	Nick Gentry	DL	So.	6-1	264	1L	Prattville, Ala./Prattville
11	Brandon Gibson	WR	So.	6-2	192	SQ	Mobile, Ala./UMS-Wright
6	Demetrius Goode	RB	So.	5-9	191	SQ	LaGrange, Ga./Troup/Hargrave
29	Terry Grant	RB	Jr.	5-10	190	2L	Lumberton, Miss./Lumberton
33	Hampton Gray	DB	Sr.	6-2	196	SQ	Northport, Ala./Tuscaloosa County
23	Robby Green	DB	So.	6-0	181	1L	New Orleans, La./John Curtis Christian
34	Jeramie Griffin	RB	So.	6-2	224	SQ	Batesville, Miss./South Panola
15	Darius Hanks	WR	Jr.	6-0	184	1L	Norcross, Ga./Norcross
54	Glenn Harbin	DL	Fr.	6-5	257	RS	Mobile, Ala./McGill-Toolen
10	Jerrell Harris	LB	So.	6-3	227	1L	Gadsden, Ala./Gadsden City
30	Dont'a Hightower	LB	So.	6-4	255	1L	Lewisburg, Tenn./Marshall County
40	Baron Huber	TE	Sr.	6-4	263	3L	Knoxville, Tenn./Powell
22	Mark Ingram	RB	So.	5-10	212	1L	Flint, Mich./Southwestern Academy
3	Kareem Jackson	DB	Jr.	6-0	193	2L	Macon, Ga./Westside/Fork Union
2	Star Jackson	QB	Fr.	6-3	206	RS	Lake Worth, Fla./Lake Worth
24	Marquis Johnson	DB	Sr.	5-11	191	3L	Sarasota, Fla./Booker
78	Mike Johnson	OL	Sr.	6-5	303	3L	Pensacola, Fla./Pine Forest
35	Nico Johnson	LB	Fr.	6-3	225	HS	Andalusia, Ala./Andalusia
81	Kendall Kelly	WR	Fr.	6-3	216	HS	Gadsden, Ala./Gadsden City
75	Barrett Jones	OL	R-Fr.	6-4	289	SQ	Memphis, Tenn./Evangelical Christian School
8	Julio Jones	WR	So.	6-4	211	1L	Foley, Ala./Foley
36	Chris Jordan	LB	So.	6-3	230	1L	Brentwood, Tenn./Brentwood Academy
81	Kendall Kelly	WR	Fr.	6-3	216	HS	Gadsden, Ala./Gadsden City
20	Tyrone King	DB	Sr.	5-11	203	2L	Birmingham, Ala./Grambling State/Minor
21	Dre Kirkpatrick	DB	Fr.	6-3	185	HS	Gadsden, Ala./Gadsden City
42	Eddie Lacy	RB	Fr.	6-0	210	HS	Geismar, La./Dutchtown



NO.	NAME	POS.	CL.	HT.	WT.	EXP.	HOMETOWN/LAST SCHOOL
37	Robert Lester	DB	Fr.	6-2	207	RS	Foley, Ala./Foley
72	Tyler Love	OL	R-Fr.	6-6	303	SQ	Mountain Brook, Ala./Mountain Brook
33	Mike Marrow	RB-HB	Fr.	6-2	240	HS	Holland, Ohio/Central Catholic
4	Marquis Maze	WR	So.	5-10	179	1L	Birmingham, Ala./Tarrant
10	A.J. McCarron	QB	Fr.	6-4	190	HS	Mobile, Ala./Saint Paul's Episcopal School
25	Rolando McClain	LB	Jr.	6-4	258	2L	Decatur, Ala./Decatur
80	Mike McCoy	WR	Sr.	6-3	215	3L	Rankin, Miss./Northwest
52	Alfred McCullough	OL	So.	6-2	305	SQ	Athens, Ala./Athens
12	Greg McElroy	QB	Jr.	6-3	220	1L	Southlake, Texas/Southlake Carroll
56	William Ming	DL	Fr.	6-3	260	HS	Athens, Ala./Athens
59	Brandon Moore	DL	Fr.	6-5	310	HS	Montgomery, Ala./Carver
66	Brian Motley	OL	Jr.	6-3	291	2L	Autaugaville, Ala./Autaugaville
64	Kerry Murphy	DL	Fr.	6-4	323	HS	Hoover, Ala./Hargrave/Hoover
46	Wesley Neighbors	DB	So.	6-1	210	SQ	Huntsville, Ala./Huntsville
83	Kevin Norwood	WR	Fr.	6-2	180	HS	D'Iberville, Miss./D'Iberville
18	Morgan Ogilvie	QB	So.	6-0	195	SQ	Mountain Brook, Ala./Mountain Brook
2	Tana Patrick	LB	Fr.	6-3	235	HS	Bridgeport, Ala./North Jackson
84	Colin Peek	TE	Sr.	6-6	255	TR	Ponte Vedra Beach, Fla./Georgia Tech/Bolles
39	Kyle Pennington	DB	Jr.	5-11	188	SQ	Chatom, Ala./Washington County
68	Taylor Pharr	OL	Jr.	6-6	290	2L	Irondale, Ala./Shades Valley
54	Russell Raines	OL	Fr.	6-2	260	HS	Satsuma, Ala./Satsuma
13	Cory Reamer	LB	Sr.	6-4	234	2L	Hoover, Ala./Hoover
3	Trent Richardson	RB	Fr.	5-11	220	HS	Pensacola, Fla./Escambia
1	Chris Rogers	DB	Sr.	6-0	190	3L	Lakeland, Fla./Evangel Christian
74	David Ross	OL	Jr.	6-3	299	2L	Homewood, Ala./Homewood
1	B.J. Scott	DB	So.	5-11	196	1L	Prichard, Ala./Vigor
50	Brian Selman	SNP	Sr.	6-0	210	2L	Vestavia Hills, Ala./Vestavia Hills
94	Darrington Sentimore	DL	Fr.	6-3	280	HS	Norco, La./Destrehan
26	Ali Sharrief	DB	Sr.	5-9	200	3L	Stevenson, Ala./North Jackson
90	Jeremy Shelley	PK	Fr.	5-10	170	HS	Raleigh, N.C./Broughton
48	Travis Sikes	WR	Jr.	6-3	198	1L	Nashville, Tenn./Christ Presbyterian
71	Allen Skelton	OL	So.	6-1	265	SQ	Coker, Ala./Tuscaloosa County
17	Brad Smelley	TE	So.	6-3	233	1L	Tuscaloosa, Ala./American Christian
92	Damion Square	DL	Fr.	6-3	272	RS	Houston, Texas/Yates
61	Anthony Steen	OL	Fr.	6-3	305	HS	Lambert, Miss./Lee Academy
47	Ed Stinson	LB	Fr.	6-4	240	HS	Homestead, Fla./South Dade
46	William Strickland	WR	So.	6-0	185	SQ	Tuscaloosa, Ala./Northridge
90	Milton Talbert	DL	Jr.	6-4	275	2L	Hattiesburg, Miss./Hattiesburg
98	Heath Thomas	P	Sr.	6-4	221	SQ	Montgomery, Ala./Trinity
99	Leigh Tiffin	PK	Sr.	6-2	212	3L	Muscle Shoals, Ala./Muscle Shoals
51	Carson Tinker	ST	So.	6-1	220	SQ	Murfreesboro, Tenn./Riverdale
87	Chris Underwood	TE	So.	6-4	231	1L	Vestavia Hills, Ala./Vestavia Hills
5	Roy Upchurch	RB	Sr.	6-0	205	3L	Tallahassee, Fla./Godby
41	Courtney Upshaw	LB	So.	6-2	249	1L	Eufaula, Ala./Eufaula
73	William Vlachos	OL	So.	6-1	294	1L	Birmingham, Ala./Mountain Brook
65	Chance Warmack	OL	Fr.	6-3	301	HS	Atlanta, Ga./Westlake
97	Lorenzo Washington	DL	Sr.	6-5	290	3L	Logansville, Ga./Hargrave
91	Alex Watkins	LB	So.	6-3	225	SQ	Brownsville, Tenn./Haywood
55	Chavis Williams	LB	Jr.	6-4	223	2L	Dora, Ala./Dora
60	David Williams	OL	Fr.	6-3	272	RS	Duncanville, Ala./Hillcrest
63	Kellen Williams	OL	Fr.	6-3	290	HS	Lawrenceville, Ga./Brookwood
89	Michael Williams	TE	Fr.	6-6	266	RS	Reform, Ala./Pickens County
9	Nick Williams	WR	Fr.	5-10	165	HS	Fort Lauderdale, Fla./St. Thomas Aquinas
27	Justin Woodall	DB	Sr.	6-2	221	3L	Oxford, Miss./Lafayette
18	Rod Woodson	DB	Fr.	5-11	200	HS	Olive Branch, Miss./Olive Branch

NUMERICAL ROSTER	
49	Jonathan Atchison LB
50	Brian Selman SNP
51	Michael DeJohn LB
51	Carson Tinker ST
52	Alfred McCullough OL
54	Glenn Harbin DL
54	Russell Raines OL
55	Chavis Williams LB
56	William Ming DL
57	Marcell Dareus DL
58	Nick Gentry DL
59	Brandon Moore DL
60	David Williams OL
61	Anthony Steen OL
62	Terrence Cody DL
63	Kellen Williams OL
64	Kerry Murphy DL
65	Chance Warmack OL
66	Brian Motley OL
67	John Michael Boswell OL
68	Taylor Pharr OL
71	Allen Skelton OL
72	Tyler Love OL
73	William Vlachos OL
74	David Ross OL
75	Barrett Jones OL
76	D.J. Fluker OL
77	James Carpenter OL
78	Mike Johnson OL
79	Drew Davis OL
80	Mike McCoy WR
81	Kendall Kelly WR
82	Earl Alexander WR
83	Kevin Norwood WR
84	Colin Peek TE
85	Preston Dial TE
86	Undra Billingsley TE
87	Drew Bullard LB
87	Chris Underwood TE
88	Michael Bowman WR
89	Michael Williams TE
90	Jeremy Shelley PK
90	Milton Talbert DL
91	Alex Watkins LB
92	Damion Square DL
93	Chris Bonds DL
94	Darrington Sentimore DL
95	Brandon Deaderick DL
95	Colin Gallagher PK
96	Luther Davis DL
97	Lorenzo Washington DL
98	Heath Thomas P
99	Josh Chapman DL
99	Leigh Tiffin PK



## 2009 Alabama Crimson Tide Football

## TEAM STATISTICS

	UA	OPP
SCORING	412	143
POINTS PER GAME	31.7	11.0
FIRST DOWNS	272	173
RUSHING	143	62
PASSING	114	96
PENALTY	15	15
RUSHING YARDAGE	2806	1013
YARDS GAINED RUSHING	3050	1404
YARDS LOST RUSHING	244	391
RUSHING ATTEMPTS	550	367
AVERAGE PER RUSH	5.1	2.8
AVERAGE PER GAME	215.8	77.9
TDs RUSHING	27	5
PASSING YARDAGE	2573	2129
ATT-COMP-INT	334-206-4	407-193-20
AVERAGE PER PASS	7.7	5.2
AVERAGE PER CATCH	12.5	11.0
AVERAGE PER GAME	197.9	163.8
TDs PASSING	17	9
TOTAL OFFENSE	5379	3142
TOTAL PLAYS	884	774
AVERAGE PER PLAY	6.1	4.1
AVERAGE PER GAME	413.8	241.7
KICK RETURNS: #-YARDS	31-774	74-1899
PUNT RETURNS: #-YARDS	36-568	17-156
INT RETURNS: #-YARDS	20-288	4-31
KICK RETURN AVERAGE	25.0	25.7
PUNT RETURN AVERAGE	15.8	9.2
INT RETURN AVERAGE	14.4	7.8
FUMBLES-LOST	15-6	16-6
PENALTIES-YARDS	64-560	78-652
AVERAGE PER GAME	43.1	50.2
PUNTS-YARDS	51-2146	88-3693
AVERAGE PER PUNT	42.1	42.0
NET PUNT AVERAGE	34.7	34.1
TIME OF POSSESSION/GAME	33:30	26:29
3RD-DOWN CONVERSIONS	74/182	52/177
3RD-DOWN PCT	41%	29%
4TH-DOWN CONVERSIONS	10/16	9/24
4TH-DOWN PCT	62%	38%
SACKS BY-YARDS	31-251	15-79
MISC YARDS	0	0
TOUCHDOWNS SCORED	47	16
FIELD GOALS-ATTEMPTS	29-34	10-15
ON-SIDE KICKS	0-0	2-2
RED-ZONE SCORES	47-55 85%	15-23 65%
RED-ZONE TOUCHDOWNS	25-55 45%	8-23 35%
PAT-ATTEMPTS	39-42 93%	15-15 100%
ATTENDANCE	644084	279178
GAMES/AVG PER GAME	7/92012	4/69794
NEUTRAL SITE GAMES		2/75234

## SCORE BY QUARTERS

	1st	2nd	3rd	4th	OT	Total
ALABAMA	86	138	80	108	0	412
OPPONENTS	37	43	39	24	0	143

Date	Opponent	W-L	Score	Overall	Conference	Time	Attend
Sept. 5	vs #7 Virginia Tech@	W	34-24	1-0-0	0-0-0	3:38	74,954
Sept. 12	FLA. INT.	W	40-14	2-0-0	0-0-0	3:10	92,012
Sept. 19	NORTH TEXAS	W	53-7	3-0-0	0-0-0	2:52	92,012
Sept. 26	ARKANSAS	W	35-7	4-0-0	1-0-0	3:23	92,012
Oct. 3	at Kentucky	W	38-20	5-0-0	2-0-0	3:08	70,967
Oct. 10	at #16 Mississippi	W	22-3	6-0-0	3-0-0	3:27	62,657
Oct. 17	#22 SOUTH CAROLINA	W	20-6	7-0-0	4-0-0	3:19	92,012
Oct. 24	TENNESSEE	W	12-10	8-0-0	5-0-0	3:17	92,012
Nov. 7	#9 LSU	W	24-15	9-0-0	6-0-0	3:32	92,012
Nov. 14	at Mississippi State	W	31-3	10-0-0	7-0-0	3:05	58,103
Nov. 21	CHATTANOOGA	W	45-0	11-0-0	7-0-0	2:53	92,012
Nov. 27	at Auburn	W	26-21	12-0-0	8-0-0	3:19	87,451
Dec. 5	vs #1 Florida#	W	32-13	13-0-0	8-0-0	3:27	75,514

@ - Chick-fil-A College Kickoff (Atlanta, Ga.)

# - 2009 SEC Championship Game (Atlanta, Ga.)

RUSHING	GP	Att	Gain	Loss	Net	Avg	TD	Long	Avg/G
Mark Ingram	13	249	1562	20	1542	6.2	15	70	118.6
T. Richardson	13	126	669	27	642	5.1	6	52	49.4
Roy Upchurch	12	46	304	14	290	6.3	2	34	24.2
Terry Grant	8	40	179	13	166	4.2	3	42	20.8
Greg McElroy	13	47	176	66	110	2.3	1	16	8.5
Demetrius Goode	10	16	108	0	108	6.8	0	14	10.8
P. J. Fitzgerald	13	1	17	0	17	17.0	0	17	1.3
Marquis Maze	13	4	10	3	7	1.8	0	7	0.5
Julio Jones	12	2	5	1	4	2.0	0	5	0.3
Star Jackson	5	6	20	17	3	0.5	0	10	0.6
Team	5	13	0	83	-83	-6.4	0	0	-16.6
Total	13	550	3050	244	2806	5.1	27	70	215.8
Opponents	13	367	1404	391	1013	2.8	5	67	77.9

PASSING	G	Effic	C-A-I	Pct	Yds	TD	Lng	Avg/G
Greg McElroy	13	142.01	192-314-4	61.1	2450	17	80	188.5
Star Jackson	5	126.36	13-18-0	72.2	116	0	21	23.2
P. J. Fitzgerald	13	158.80	1-1-0	100.0	7	0	7	0.5
Mark Ingram	13	0.00	0-1-0	0.0	0	0	0	0.0
Total	13	140.79	206-334-4	61.7	2573	17	80	197.9
Opponents	13	88.83	193-407-20	47.4	2129	9	72	163.8

RECEIVING	G	No.	Yds	Avg	TD	Long	Avg/G
Julio Jones	12	42	573	13.6	4	73	47.8
Marquis Maze	13	30	519	17.3	2	80	39.9
Mark Ingram	13	30	322	10.7	3	69	24.8
Colin Peek	13	26	313	12.0	3	33	24.1
Darius Hanks	13	17	272	16.0	3	45	20.9
T. Richardson	13	14	107	7.6	0	17	8.2
Roy Upchurch	12	12	72	6.0	1	14	6.0
Mike McCoy	12	10	149	14.9	1	35	12.4
Brad Smelley	12	7	50	7.1	0	11	4.2
Earl Alexander	13	4	52	13.0	0	21	4.0
Terry Grant	8	3	47	15.7	0	18	5.9
Michael Williams	13	3	29	9.7	0	14	2.2
Preston Dial	13	3	25	8.3	0	19	1.9
Brandon Gibson	4	2	25	12.5	0	21	6.2
Michael Bowman	4	1	7	7.0	0	7	1.8
Mark Barron	13	1	7	7.0	0	7	0.5
Baron Huber	13	1	4	4.0	0	4	0.3
Total	13	206	2573	12.5	17	80	197.9
Opponents	13	193	2129	11.0	9	72	163.8

PUNT RETURNS	No.	Yds	Avg	TD	Long
Javier Arenas	29	474	16.3	1	66
Julio Jones	5	75	15.0	0	33
Cory Reamer	1	3	3.0	0	0
Lorenzo Washington	1	16	16.0	0	0
Total	36	568	15.8	1	66
Opponents	17	156	9.2	0	23



<b>INTERCEPTIONS</b>	<b>No.</b>	<b>Yds</b>	<b>Avg</b>	<b>TD</b>	<b>Long</b>
Mark Barron	7	125	17.9	1	77
Justin Woodall	3	33	11.0	0	24
Javier Arenas	3	22	7.3	0	22
Rolando McClain	2	21	10.5	0	21
Marquis Johnson	1	0	0.0	0	0
Robby Green	1	0	0.0	0	0
Eryk Anders	1	0	0.0	0	0
Cory Reamer	1	8	8.0	0	8
Kareem Jackson	1	79	79.0	0	79
Total	20	288	14.4	1	79
Opponents	4	31	7.8	0	15

<b>KICK RETURNS</b>	<b>No.</b>	<b>Yds</b>	<b>Avg</b>	<b>TD</b>	<b>Long</b>
Javier Arenas	19	551	29.0	0	61
Terry Grant	8	176	22.0	0	30
T. Richardson	1	20	20.0	0	20
Damion Square	1	5	5.0	0	5
Julio Jones	1	12	12.0	0	12
Baron Huber	1	10	10.0	0	10
Total	31	774	25.0	0	61
Opponents	74	1899	25.7	2	98

<b>FUMBLE RETURNS</b>	<b>No.</b>	<b>Yds</b>	<b>Avg</b>	<b>TD</b>	<b>Long</b>
Courtney Upshaw	1	45	45.0	1	45
Total	1	45	45.0	1	45
Opponents	1	2	2.0	0	2



## SNAPSHOTS

Mark Barron had seven interceptions for the Crimson Tide, including one which he returned 77 yards for a touchdown.

----- PATs -----									
<b>SCORING</b>	<b>TD</b>	<b>FGs</b>	<b>Kick</b>	<b>Rush</b>	<b>Rcv</b>	<b>Pass</b>	<b>DXP</b>	<b>Saf</b>	<b>Points</b>
Leigh Tiffin	0	29-33	38-41	0-0	0	0-0	0	0	125
Mark Ingram	18	0-0	0-0	0-0	0	0-0	0	0	108
T. Richardson	6	0-0	0-0	1-1	0	0-0	0	0	38
Julio Jones	4	0-0	0-0	0-0	0	0-0	0	0	24
Colin Peek	3	0-0	0-0	0-0	1	0-0	0	0	20
Roy Upchurch	3	0-0	0-0	0-0	0	0-0	0	0	18
Darius Hanks	3	0-0	0-0	0-0	0	0-0	0	0	18
Terry Grant	3	0-0	0-0	0-0	0	0-0	0	0	18
Marquis Maze	2	0-0	0-0	0-0	0	0-0	0	0	12
Javier Arenas	1	0-0	0-0	0-0	0	0-0	0	0	6
Greg McElroy	1	0-0	0-0	0-0	0	1-4	0	0	6
Mike McCoy	1	0-0	0-0	0-0	0	0-0	0	0	6
Mark Barron	1	0-0	0-0	0-0	0	0-0	0	0	6
Courtney Upshaw	1	0-0	0-0	0-0	0	0-0	0	0	6
Jeremy Shelley	0	0-1	1-1	0-0	0	0-0	0	0	1
Total	47	29-34	39-42	1-1	1	1-4	0	0	412
Opponents	16	10-15	15-15	0-0	0	0-1	0	1	143

TOTAL OFFENSE G		Plays	Rush	Pass	Total	Avg/G
Greg McElroy	13	361	110	2450	2560	196.9
Mark Ingram	13	250	1542	0	1542	118.6
T. Richardson	13	126	642	0	642	49.4
Roy Upchurch	12	46	290	0	290	24.2
Terry Grant	8	40	166	0	166	20.8
Star Jackson	5	24	3	116	119	23.8
Demetrius Goode	10	16	108	0	108	10.8
P. J. Fitzgerald	13	2	17	7	24	1.8
Marquis Maze	13	4	7	0	7	0.5
Julio Jones	12	2	4	0	4	0.3
Team	5	13	-83	0	-83	-16.6
Total	13	884	2806	2573	5379	413.8
Opponents	13	774	1013	2129	3142	241.7

<b>FIELD GOALS</b>	<b>FGM-FGA</b>	<b>Pct</b>	<b>01-19</b>	<b>20-29</b>	<b>30-39</b>	<b>40-49</b>	<b>50-99</b>	<b>Lg</b>	<b>Blk</b>
Leigh Tiffin	29-33	87.9	0-0	13-13	10-12	5-7	1-1	50	0
Jeremy Shelley	0-1	0.0	0-0	0-0	0-0	0-1	0-0	0	0

<b>PUNTING</b>	<b>No.</b>	<b>Yds</b>	<b>Avg</b>	<b>Long</b>	<b>TB</b>	<b>FC</b>	<b>I20</b>	<b>Blkd</b>	<b>50+</b>
P. J. Fitzgerald	51	2146	42.1	55	11	11	16	0	-
Total	51	2146	42.1	55	11	11	16	0	-
Opponents	88	3693	42.0	71	6	23	22	2	0

<b>KICKOFFS</b>	<b>No.</b>	<b>Yds</b>	<b>Avg</b>	<b>TB</b>	<b>OB</b>	<b>Return</b>	<b>Net</b>	<b>YdLn</b>
Leigh Tiffin	87	5558	63.9	13	2			
Jeremy Shelley	1	57	57.0	0	0			
P. J. Fitzgerald	1	55	55.0	0	0			
Total	89	5670	63.7	13	2	1899	39.4	30
Opponents	36	2214	61.5	1	2	774	39.4	30



## SNAPSHOTS

Greg McElroy threw for 2,450 yards with 17 touchdowns and only four interceptions in 2009.



**INDIVIDUAL GAME HIGHS**

Rushes	28	Mark Ingram at Mississippi (Oct 10, 2009)
		Mark Ingram vs Florida (Dec. 5, 2009)
Yards Rushing	246	Mark Ingram vs South Carolina (Oct 17, 2009)
TD Rushes	3	Mark Ingram vs Florida (Dec. 5, 2009)
Long Rush	70	Mark Ingram at Mississippi State (Nov 14, 2009)
Pass attempts	34	Greg McElroy at Mississippi (Oct 10, 2009)
		Greg McElroy vs LSU (Nov 7, 2009)
Pass completions	21	Greg McElroy at Auburn (Nov 27, 2009)
Yards Passing	291	Greg McElroy vs Arkansas (Sep 26, 2009)
TD Passes	3	Greg McElroy vs Arkansas (Sep 26, 2009)
Long Pass	80	Greg McElroy vs Arkansas (Sep 26, 2009)
Receptions	9	Julio Jones at Auburn (Nov 27, 2009)
Yards Receiving	102	Julio Jones vs LSU (Nov 7, 2009)
TD Receptions	1	Mark Ingram vs Virginia Tech (Sep 5, 2009)
		Mike McCoy vs Fla. International (Sep 12, 2009)
		Marquis Maze vs North Texas (Sep 19, 2009)
		Mark Ingram vs North Texas (Sep 19, 2009)
		Marquis Maze vs Arkansas (Sep 26, 2009)
		Julio Jones vs Arkansas (Sep 26, 2009)
		Mark Ingram vs Arkansas (Sep 26, 2009)
		Colin Peek at Kentucky (Oct 03, 2009)
		Darius Hanks at Kentucky (Oct 03, 2009)
		Julio Jones vs LSU (Nov 7, 2009)
		Darius Hanks vs LSU (Nov 7, 2009)
		Julio Jones at Mississippi State (Nov 14, 2009)
		Darius Hanks at Mississippi State (Nov 14, 2009)
		Julio Jones vs Chattanooga (Nov 21, 2009)
		Colin Peek at Auburn (Nov 27, 2009)
		Roy Upchurch at Auburn (Nov 27, 2009)
		Colin Peek vs Florida (Dec. 5, 2009)
Long Reception	80	Marquis Maze vs Arkansas (Sep 26, 2009)
Field Goals	5	Leigh Tiffin at Mississippi (Oct 10, 2009)
Long Field Goal	50	Leigh Tiffin vs Tennessee (Oct 24, 2009)
Punts	7	P J. Fitzgerald vs Arkansas (Sep 26, 2009)
Punting Avg	49.0	P J. Fitzgerald vs North Texas (Sep 19, 2009)
Long Punt	55	P J. Fitzgerald vs Chattanooga (Nov 21, 2009)
		P J. Fitzgerald at Auburn (Nov 27, 2009)
Long Punt Return	66	Javier Arenas vs Chattanooga (Nov 21, 2009)
Long Kickoff Return	61	Javier Arenas vs North Texas (Sep 19, 2009)
Tackles	14	Javier Arenas vs Tennessee (Oct 24, 2009)
Sacks	2.0	Rolando McClain vs Virginia Tech (Sep 5, 2009)
		Marcell Dareus vs Fla. International (Sep 12, 2009)
		Javier Arenas vs Arkansas (Sep 26, 2009)
		Marcell Dareus vs LSU (Nov 7, 2009)
Tackles For Loss	4.5	Javier Arenas vs Tennessee (Oct 24, 2009)
Interceptions	2	Mark Barron at Mississippi State (Nov 14, 2009)

**TEAM GAME HIGHS**

Rushes	56	vs Chattanooga (Nov 21, 2009)
Yards Rushing	313	vs Chattanooga (Nov 21, 2009)
Yards Per Rush	6.9	vs South Carolina (Oct 17, 2009)
TD Rushes	5	vs North Texas (Sep 19, 2009)
Pass attempts	35	at Mississippi (Oct 10, 2009)
Pass completions	22	vs North Texas (Sep 19, 2009)
Yards Passing	291	vs Arkansas (Sep 26, 2009)
Yards Per Pass	13.3	vs Florida (Dec. 5, 2009)
TD Passes	3	vs Arkansas (Sep 26, 2009)
Total Plays	79	vs Virginia Tech (Sep 5, 2009)
Total Offense	523	vs North Texas (Sep 19, 2009)
Yards Per Play	7.8	vs Fla. International (Sep 12, 2009)
Points	53	vs North Texas (Sep 19, 2009)
Sacks By	5	vs Virginia Tech (Sep 5, 2009)
		vs Fla. International (Sep 12, 2009)
		vs South Carolina (Oct 17, 2009)
First Downs	28	vs North Texas (Sep 19, 2009)
Penalties	10	vs Virginia Tech (Sep 5, 2009)
		vs South Carolina (Oct 17, 2009)
Penalty Yards	113	vs South Carolina (Oct 17, 2009)
Turnovers	4	vs South Carolina (Oct 17, 2009)
Interceptions By	4	at Mississippi (Oct 10, 2009)

**OPPONENT INDIVIDUAL GAME HIGHS**

Rushes	22	Anthony Dixon, at Mississippi State (Nov 14, 2009)
Yards Rushing	83	Charles Scott, vs LSU (Nov 7, 2009)
TD Rushes	2	Williams, R, vs Virginia Tech (Sep 5, 2009)
Long Rush	67	Terrell Zachery, at Auburn (Nov 27, 2009)
Pass attempts	46	Stephen Garcia, vs South Carolina (Oct 17, 2009)
Pass completions	21	Crompton, J., vs Tennessee (Oct 24, 2009)
Yards Passing	265	Crompton, J., vs Tennessee (Oct 24, 2009)
TD Passes	2	Chris Todd, at Auburn (Nov 27, 2009)
Long Pass	72	Chris Todd, at Auburn (Nov 27, 2009)
Receptions	8	A. Hernandez, vs Florida (Dec. 5, 2009)
Yards Receiving	138	Darvin Adams, at Auburn (Nov 27, 2009)
TD Receptions	1	Greg Ellington, vs Fla. International (Sep 12, 2009)
		Lance Dunbar, vs North Texas (Sep 19, 2009)
		Greg Childs, vs Arkansas (Sep 26, 2009)
		Randall Cobb, at Kentucky (Oct 03, 2009)
		Jones, G., vs Tennessee (Oct 24, 2009)
		De. Peterson, vs LSU (Nov 7, 2009)
		Darvin Adams, at Auburn (Nov 27, 2009)
		Eric Smith, at Auburn (Nov 27, 2009)
		D. Nelson, vs Florida (Dec. 5, 2009)
Long Reception	72	Darvin Adams, at Auburn (Nov 27, 2009)
Field Goals	2	Lones Seiber, at Kentucky (Oct 03, 2009)
		Spencer Lanning, vs South Carolina (Oct 17, 2009)
		C. Sturgis, vs Florida (Dec. 5, 2009)
Long Field Goal	49	Lones Seiber, at Kentucky (Oct 03, 2009)
Punts	9	W. Atterberry, vs North Texas (Sep 19, 2009)
		Dylan Breeding, vs Arkansas (Sep 26, 2009)
Punting Avg	48.8	C. Henry, vs Florida (Dec. 5, 2009)
Long Punt	71	Tyler Campbell, at Mississippi (Oct 10, 2009)
Long Punt Return	23	Rogan, D., vs Tennessee (Oct 24, 2009)
Long Kickoff Return	98	Roberts, D, vs Virginia Tech (Sep 5, 2009)
Tackles	13	Johnson, J, vs Virginia Tech (Sep 5, 2009)
Sacks	1.5	Antonio Coleman, at Auburn (Nov 27, 2009)
Tackles For Loss	3.0	Virgil, S, vs Virginia Tech (Sep 5, 2009)
Interceptions	1	Hopkins, A, vs Virginia Tech (Sep 5, 2009)
		C.C. Whitlock, vs South Carolina (Oct 17, 2009)
		Shaq Wilson, vs South Carolina (Oct 17, 2009)
		Kelvin Sheppard, vs LSU (Nov 7, 2009)

**OPPONENT TEAM GAME HIGHS**

Rushes	38	at Kentucky (Oct 03, 2009)
Yards Rushing	151	at Auburn (Nov 27, 2009)
Yards Per Rush	6.3	vs Florida (Dec. 5, 2009)
TD Rushes	2	vs Virginia Tech (Sep 5, 2009)
Pass attempts	46	vs South Carolina (Oct 17, 2009)
Pass completions	21	vs Tennessee (Oct 24, 2009)
Yards Passing	265	vs Tennessee (Oct 24, 2009)
Yards Per Pass	7.2	vs Tennessee (Oct 24, 2009)
TD Passes	2	at Auburn (Nov 27, 2009)
Total Plays	73	vs South Carolina (Oct 17, 2009)
		vs Tennessee (Oct 24, 2009)
Total Offense	339	vs Tennessee (Oct 24, 2009)
Yards Per Play	6.8	vs Florida (Dec. 5, 2009)
Points	24	vs Virginia Tech (Sep 5, 2009)
Sacks By	3	at Auburn (Nov 27, 2009)
First Downs	20	at Kentucky (Oct 03, 2009)
		vs Tennessee (Oct 24, 2009)
Penalties	11	vs Arkansas (Sep 26, 2009)
Penalty Yards	98	vs Arkansas (Sep 26, 2009)
Turnovers	5	at Mississippi (Oct 10, 2009)
Interceptions By	2	vs South Carolina (Oct 17, 2009)



ALL PURPOSE	G	Rush	Rec	PR	KOR	IR	Tot	Avg/G
Mark Ingram	13	1542	322	0	0	0	1864	143.4
Javier Arenas	12	0	0	474	551	22	1047	87.2
T. Richardson	13	642	107	0	20	0	769	59.2
Julio Jones	12	4	573	75	12	0	664	55.3
Marquis Maze	13	7	519	0	0	0	526	40.5
Terry Grant	8	166	47	0	176	0	389	48.6
Roy Upchurch	12	290	72	0	0	0	362	30.2
Colin Peek	13	0	313	0	0	0	313	24.1
Darius Hanks	13	0	272	0	0	0	272	20.9
Mike McCoy	12	0	149	0	0	0	149	12.4
Mark Barron	13	0	7	0	0	125	132	10.2
Greg McElroy	13	110	0	0	0	0	110	8.5
Demetrius Goode	10	108	0	0	0	0	108	10.8
Kareem Jackson	13	0	0	0	0	79	79	6.1
Earl Alexander	13	0	52	0	0	0	52	4.0
Brad Smelley	12	0	50	0	0	0	50	4.2
Justin Woodall	13	0	0	0	0	33	33	2.5
Michael Williams	13	0	29	0	0	0	29	2.2
Preston Dial	13	0	25	0	0	0	25	1.9
Brandon Gibson	4	0	25	0	0	0	25	6.2
Rolando McClain	13	0	0	0	0	21	21	1.6
P. J. Fitzgerald	13	17	0	0	0	0	17	1.3
Lorenzo Washington	13	0	0	16	0	0	16	1.2
Baron Huber	13	0	4	0	10	0	14	1.1
Cory Reamer	13	0	0	3	0	8	11	0.8
Michael Bowman	4	0	7	0	0	0	7	1.8
Damion Square	2	0	0	0	5	0	5	2.5
Star Jackson	5	3	0	0	0	0	3	0.6
Team	5	-83	0	0	0	0	-83	-16.6
Total	13	2806	2573	568	774	288	7009	539.2
Opponents	13	1013	2129	156	1899	31	5228	402.2

## SNAPSHOTS

Javier Arenas had 474 punt return yards and 551 return yards on kickoffs to average 87.2 yards per game.





DEFENSIVE LEADERS		GP-GS	Solo	-----Tackles-----			Sacks-	---Pass Def---		Fumbles-		Blkd	Kick	Saf
				Ast	Total	TFL/Yds	No-Yards	Int-Yds	BrUp	QBH	Rcv-Yds	FF		
25	Rolando McClain	13-13	51	50	101	12.5-58	4.0-36	2-21	3	14	.	1	.	.
4	Mark Barron	13-12	38	32	70	2.5-17	0.5-2	7-125	10	4	.	.	.	.
28	Javier Arenas	12-12	43	23	66	12.0-85	5.0-53	3-22	4	4	.	.	.	.
32	Eryk Anders	13-11	26	33	59	12.5-72	5.0-47	1-0	1	17	1-0	2	.	.
13	Cory Reamer	13-7	26	21	47	7.0-30	2.0-17	1-8	3	3	1-0	1	1	.
3	Kareem Jackson	13-13	28	18	46	3.0-13	.	1-79	12	1	.	.	.	.
27	Justin Woodall	13-13	28	15	43	1.5-8	.	3-33	5	.	.	.	.	.
57	Marcell Dareus	13-4	19	13	32	9.0-49	6.5-44	.	2	7	.	.	.	.
24	Marquis Johnson	13-9	23	5	28	1.0-3	.	1-0	16	2	.	.	.	.
35	Nico Johnson	11-2	16	11	27	4.5-18	1.0-15	.	2	.	.	1	.	.
23	Robby Green	13-5	18	9	27	.	.	1-0	6	1	.	.	.	.
62	Terrence Cody	13-13	11	14	25	6.0-11	.	.	1	3	.	.	2	.
95	Brandon Deaderick	13-9	9	13	22	4.5-9	1.0-2	.	.	2	.	.	.	.
26	Ali Sharrief	13-1	11	10	21	.	.	.	.	2	.	.	.	.
97	Lorenzo Washington	13-13	11	8	19	4.0-22	2.0-19	.	1	8	.	.	1	.
20	Tyrone King	13-0	8	10	18	1.5-10	1.5-10	.	.	.	.	.	.	.
30	Dont'a Hightower	4-4	5	11	16	4.0-7	1.0-4	.	1	2	.	.	.	.
41	Courtney Upshaw	13-1	7	7	14	1.0-1	1.0-1	.	.	4	1-45	.	.	.
99	Josh Chapman	12-0	3	11	14	2.5-2	0.5-1	.	.	.	.	.	.	.
36	Chris Jordan	13-0	10	2	12	.	.	.	.	.	.	.	.	.
96	Luther Davis	13-0	3	8	11	1.5-6	.	.	.	1	.	.	.	.
1	Chris Rogers	13-0	9	1	10	.	.	.	1	.	1-0	1	.	.
37	Robert Lester	7-0	6	2	8	.	.	.	.	.	.	.	.	.
21	Dre Kirkpatrick	11-0	3	4	7	.	.	.	.	.	.	.	.	.
58	Nick Gentry	4-0	.	7	7	.	.	.	.	1	.	.	.	.
3	T. Richardson	13-0	4	2	6	.	.	.	.	.	.	.	.	.
18	Rod Woodson	11-0	3	2	5	.	.	.	.	.	.	.	.	.
64	Kerry Murphy	5-0	.	3	3	.	.	.	.	1	.	.	.	.
10	Jerrell Harris	5-0	1	2	3	.	.	.	.	.	.	.	.	.
99	Leigh Tiffin	13-0	1	1	2	.	.	.	.	.	.	.	.	.
55	Chavis Williams	7-0	1	1	2	.	.	.	.	1	.	.	.	.
7	P. J. Fitzgerald	13-0	2	.	2	.	.	.	.	.	.	.	.	.
5	Roy Upchurch	12-1	1	1	2	.	.	.	.	.	.	.	.	.
29	Terry Grant	8-0	1	1	2	.	.	.	.	.	.	.	.	.
92	Damion Square	2-0	.	1	1	0.5-1	.	.	.	1	.	.	.	.
90	Milton Talbert	1-0	.	1	1	.	.	.	.	.	.	.	.	.
77	James Carpenter	13-13	1	.	1	.	.	.	.	.	.	.	.	.
50	Brian Selman	13-0	.	1	1	.	.	.	.	.	1-0	.	.	.
12	Greg McElroy	13-13	.	1	1	.	.	.	.	.	.	.	.	.
91	Alex Watkins	4-0	.	1	1	.	.	.	.	.	.	.	.	.
4	Marquis Maze	13-10	1	.	1	.	.	.	.	.	.	.	.	.
84	Colin Peek	13-11	1	.	1	.	.	.	.	.	.	.	.	.
33	Hampton Gray	1-0	1	.	1	.	.	.	.	.	.	.	.	.
8	Julio Jones	12-12	1	.	1	.	.	.	.	.	.	1	.	.
15	Darius Hanks	13-6	.	.	.	.	.	.	.	.	1-0	.	.	.
Total		13-0	431	356	787	91-422	31-251	20-288	68	79	6-45	7	4	.
Opponents		13-0	510	458	968	59.0-183	15-79	4-31	38	35	6-2	6	.	1



## SNAPSHOTS

The Crimson Tide ranks first nationally in scoring defense (11.0 ppg) and second nationally in total defense (241.69 ypg).



## 2009 ALABAMA FOOTBALL GAME-BY-GAME STARTERS

### OFFENSE

GAME	LT	LG	C	RG	RT	TE	QB	RB	HB	WR	WR
Virginia Tech	Carpenter	M. Johnson	Vlachos	B. Jones	D. Davis	Peek	McElroy	Ingram	Smelley	J. Jones	Maze
FIU	Carpenter	M. Johnson	Vlachos	B. Jones	D. Davis	Peek	McElroy	Upchurch	Dial	J. Jones	Hanks
North Texas	Carpenter	M. Johnson	Vlachos	B. Jones	D. Davis	Peek	McElroy	Ingram	Dial	McCoy	Maze
Arkansas	Carpenter	M. Johnson	Vlachos	B. Jones	D. Davis	Peek	McElroy	Ingram	Hanks (WR)	J. Jones	Maze
at Kentucky	Carpenter	M. Johnson	Vlachos	B. Jones	D. Davis	Peek	McElroy	Ingram	Dial	J. Jones	Maze
at Mississippi	Carpenter	M. Johnson	Vlachos	B. Jones	D. Davis	Peek	McElroy	Ingram	Hanks (WR)	J. Jones	Maze
South Carolina	Carpenter	M. Johnson	Vlachos	B. Jones	D. Davis	Peek	McElroy	Ingram	Dial	J. Jones	Maze
Tennessee	Carpenter	M. Johnson	Vlachos	B. Jones	D. Davis	Peek	McElroy	Ingram	Hanks (WR)	J. Jones	Maze
LSU	Carpenter	M. Johnson	Vlachos	B. Jones	D. Davis	Smelley	McElroy	Ingram	Hanks (WR)	J. Jones	Maze
at Miss. State	Carpenter	M. Johnson	Vlachos	B. Jones	D. Davis	M. Williams	McElroy	Ingram	Hanks (WR)	J. Jones	Maze
Chattanooga	Carpenter	M. Johnson	Vlachos	B. Jones	D. Davis	Peek	McElroy	Ingram	Dial	J. Jones	M. Williams (TE)
at Auburn	Carpenter	M. Johnson	Vlachos	B. Jones	D. Davis	Peek	McElroy	Ingram	Dial	J. Jones	M. Williams (TE)
Florida	Carpenter	M. Johnson	Vlachos	B. Jones	D. Davis	Peek	McElroy	Ingram	Dial	J. Jones	Maze

### DEFENSE

GAME	DE	NT	DE	SLB	MLB	WLB	JACK	LCB	SS	FS	RCB
Virginia Tech	Washington	Cody	Dareus	Reamer	McClain	Hightower	Anders	Arenas	Barron	Woodall	Jackson
FIU	Washington	Cody	Dareus	M. Johnson (DB)	McClain	Hightower	Green (DB)	Arenas	Barron	Woodall	Jackson
North Texas	Washington	Cody	Dareus	M. Johnson (DB)	McClain	Hightower	Green (DB)	Arenas	Barron	Woodall	Jackson
Arkansas	Washington	Cody	Dareus	Green (DB)	McClain	Hightower	Anders	Arenas	Barron	Woodall	Jackson
at Kentucky	Washington	Cody	Deaderick	Anders	McClain	Reamer	Upshaw	Arenas	Barron	Woodall	Jackson
at Mississippi	Washington	Cody	Deaderick	M. Johnson (DB)	McClain	Green (DB)	Anders	Arenas	Barron	Woodall	Jackson
South Carolina	Washington	Cody	Deaderick	Reamer	McClain	N. Johnson	Anders	M. Johnson	Barron	Woodall	Jackson
Tennessee	Washington	Cody	Deaderick	Reamer	McClain	N. Johnson	Anders	Arenas	Barron	Woodall	Jackson
LSU	Washington	Cody	Deaderick	M. Johnson (DB)	McClain	Green (DB)	Anders	Arenas	Barron	Woodall	Jackson
at Miss. State	Washington	Cody	Deaderick	Reamer	McClain	M. Johnson (DB)	Anders	Arenas	Barron	Woodall	Jackson
Chattanooga	Washington	Cody	Deaderick	Reamer	McClain	M. Johnson (DB)	Anders	Arenas	Barron	Woodall	Jackson
at Auburn	Washington	Cody	Deaderick	Shamel (DB)	McClain	M. Johnson (DB)	Anders	Arenas	Barron	Woodall	Jackson
Florida	Washington	Cody	Deaderick	Reamer	McClain	M. Johnson (DB)	Anders	Arenas	Barron	Woodall	Jackson



# ALABAMA FOOTBALL 2009

COACHING PERSONNEL

JAVIER  
ARENAS







**82**

6-4 212 JR

WR

**E A R L  
ALEXANDER**

PHENIX CITY, ALA. (CENTRAL)

**2009:** Earl Alexander has played in 13 games at wide receiver this season ... has four catches for 52 yards. **Virginia Tech:** Played but did not record any statistics. **FIU:** Hauled in two passes for 20 yards with a long of 11. **North Texas:** Caught one pass for 11 yards and a first down. **Arkansas:** Played but did not record and statistics. **Kentucky:** Grabbed one pass for a season best 21 yards that set up a touchdown at the end of the first half. **Mississippi:** Saw action but did not have a catch. **South Carolina:** Came off the bench but did not have a catch. **Tennessee:** Played but did not have a catch. **LSU:** Came off the bench but did not record any statistics. **Mississippi State:** Saw action at wide receiver but did not have a catch. **Chattanooga:** Came off the bench but did not record any statistics. **Auburn:** Saw action in the Tide's 26-21 win at Auburn, but did not have a catch. **Florida:** Came off the bench at wide receiver but did not record any statistics.

#### ALEXANDER'S CAREER STATISTICS

Receiving						
Year	G-S	No.	Yards	Avg.	TD	LP
2007	13-0	4	40	10.0	0	13
2008	12-0	8	121	15.1	0	27
2009	13-0	4	52	13.0	0	21
<b>TOTAL</b>	<b>38-0</b>	<b>16</b>	<b>213</b>	<b>13.3</b>	<b>0</b>	<b>27</b>

#### ALEXANDER'S CAREER HIGHS

Receptions:	4 vs. Western Carolina, 2007
Yards:	50 vs. Western Kentucky, 2008
Long Play:	27 vs. Arkansas, 2008



**32**

6-2 235 SR

LB

**E R Y K  
ANDERS**

SAN ANTONIO, TEXAS (SMITHSON VALLEY)

**2009:** Senior Eryk Anders has excelled as a senior in 2009 at the jack linebacker spot for the Crimson Tide ... has played in all 13 games and made 10 starts ... has 59 tackles, which ranks fourth on the team ... his 12.5 tackles for loss (-72 yards) is tied team for the team lead while his 5.0 sacks (-47) in 2009 rank second for the Crimson Tide ... leads the team with 17 quarterback hurries ... the pass rushing specialist has also been a threat on rushing downs recording 38 tackles against the run, which is the second highest on the team behind Rolando McClain ... tied for seventh in the SEC in tackles for loss per game and 18th in sacks per game. **Virginia Tech:** Recorded a career-best eight tackles to open the 2009 campaign ... two of the tackles were for a total loss of three yards ... added a forced fumble on a tackle for a loss in a crucial spot late in the third quarter ... helped hold the No. 7 ranked Hokies to only 155 total yards of offense. **FIU:** Tallied three tackles and recorded a half a sack for a loss of a yard ... helped hold the Panthers to just one yard rushing. **North Texas:** Recorded five tackles and tallied one quarterback hurry ... helped hold the Mean Green to just 187 total yards. **Arkansas:** Opened SEC play with three solo tackles, two of which were for a loss ... tallied his first full sack of the season for a loss of seven yards ... recorded a pass breakup. **Kentucky:** Produced another great game with a sack for a loss of nine yards, his first career interception and a quarterback hurry ... finished with three total tackles. **Mississippi:** Notched the Tide's only sack of the game along with three solo tackles and a quarterback hurry ... helped UA limit the Rebels to 57 yards rushing and just 197 yards of total offense in a 22-3 rout. **South Carolina:** Tallied seven tackles and recorded half a sack for -3 yards ... helped hold the Gamecocks to 64 yards rushing and 2.4 yards per carry. **Tennessee:** Tallied eight tackles, including one for a loss of three yards ... helped the defense hold the Vols to 74 yards rushing and a 2.1 yards per rush average. **LSU:** He tallied two solo stops and two assisted tackles in the Tide's 24-15 win over No. 9 LSU ... logged two quarterback hurries as the Tide harassed LSU quarterbacks with eight total hurries and three sacks. **Mis-**

**issippi State:** Made four total tackles in a 31-3 win against the Bulldogs ... had two solo tackles and two assists as MSU managed just 213 total yards. **Chattanooga:** Logged one tackle, which was credited as half of a tackle for loss against the Mocs ... played only a half, but helped the Tide defense limit UTC to just 84 total yards. **Auburn:** Was a playmaker for the Crimson Tide as they rallied for a 26-21 win ... logged a team-high 3.5 tackles for loss (-16 yards) with a sack, a forced fumble, a fumble recovery and three quarterback hurries ... his sack of Auburn's Chris Todd resulted in a fumble that he quickly scrambled to recover. **Florida:** Started his 10th game of the season at jack linebacker as the Tide opened in a nickel defense ... registered three tackles with a solo stop and half of a tackle for loss ... put consistent pressure on UF quarterback Tim Tebow with three hurries.

#### ANDERS' CAREER STATISTICS

	Tackles							Fumbles			
Year	G-S	TT	UT	AT	TFL	QBH	Sk	FF	FR	PBU	Int
2006	8-0	4	2	2	0-0	0	0-0	0	0-0	0	0-0
2007	10-0	4	4	0	0-0	0	0-0	0	0-0	0	0-0
2008	14-0	24	14	10	4.5-26	7	2.5-22	2	0-0	1	0-0
2009	13-10	59	26	33	12.5-72	17	5.0-47	2	1-0	1	1-0
<b>TOTAL</b>	<b>45-10</b>	<b>91</b>	<b>46</b>	<b>45</b>	<b>17.0-98</b>	<b>24</b>	<b>7.5-69</b>	<b>4</b>	<b>1-0</b>	<b>2</b>	<b>1-0</b>

#### ANDERS' CAREER HIGHS

Tackles:	8 vs. Virginia Tech, 2009
TFL:	3.5 vs. Auburn, 2009
Yards Lost:	22 vs. Arkansas, 2008
Sacks:	1 vs. (6 Times) Last vs. Auburn, 2009
Yards Lost:	15 vs. Mississippi, 2009
QB Pressure:	3 vs. (3 Times) Last vs. Florida, 2009
Forced Fumble:	1 (3 Times) Last vs. Auburn, 2009
Fumble Recovery:	1 vs. Auburn, 2009
Pass Breakups:	1 vs. LSU, 2008 and Arkansas, 2009
Interceptions:	1 vs. Kentucky 2009



#### SNAPSHOTS

Eryk Anders has appeared in 13 games in 2009, making 10 starts.





- **First-Team All-American at cornerback (AP, AFCA)**
- **Second-Team All-American (Walter Camp)**
- **SEC Special Teams Player of the Year**
- **First-Team All-SEC at cornerback (AP, Coches, Sporting News)**
- **First-Team All-SEC Return Specialist (Coaches)**
- **Semifinalist for the Jim Thorpe Award**
- **Third on the team in tackles with 66**
- **Second on the team and ranks fifth in the SEC with 12.0 tackles for loss (1.00 per game)**
- **Fourth nationally and first in the SEC in punt returns at 16.34 yards per return**
- **SEC career record holder in both punt return touchdowns (7) and punt return yards (1,733)**
- **Needs 29 yards to break the NCAA career record for punt return yardage**
- **Ranks 11th nationally in kick returns with a 29.00 ypr average**
- **Tabbed as the SEC Defensive Player of the Week for his play vs. LSU and the SEC Special Teams Player of the Week vs. UTC**
- **SEC Special Teams Player of the Week (UTC)**
- **Has three interceptions and four PBUs**

**2009:** One of the most dangerous return men in the country and a shutdown cornerback, Javier Arenas has started 12 games and ranks third on the team in tackles with 66 ... first-team All-American by the American Football Coaches Association and the Associated Press while earning second-team honors by Walter Camp ... first-team All-SEC at cornerback by the *Associated Press*, SEC Coaches and *Sporting News* ... a semifinalist for the Jim Thorpe Award, which goes to the nation's top defensive back ... specializes in the corner blitz, which has resulted in five sacks (-53) while making 12.0 tackles for loss (-85 yards), which ranks fifth in the SEC ... ranks 14th in the SEC in sacks (5.0) ... selected as the SEC Defensive Player of the Week following the LSU game ... ranks fourth nationally while leading the SEC in punt returns at 16.34 yards per return ... is the SEC's career leader in punt return yards (1,733) and punt

return touchdowns (7) ... broke Lee Nalley's (Vanderbilt) long-standing SEC record of 1,695 yards at Auburn ... needs 29 yards to break Texas Tech's Wes Welker's NCAA record of 1,761 yards (2000-03) ... has returned 19 kickoffs for a 29.0 yard average that ranks 11th nationally and second in the SEC ... ranks 13th in the SEC with 87.25 all-purpose yards per game ... missed the South Carolina game with bruised ribs. **Virginia Tech:** Recorded five total tackles with three solo stops also registered his first sack of the season ... returned three punts for 35 yards and three kickoffs for 55 yards. **FIU:** Was selected as the UA coaching staff's special teams player of the week ... returned one punt for 25 yards and had four kickoff returns for 101 yards, which included a season-long 46-yard return ... had four solo tackles and five stops in the Tide's 40-14 win over the Panthers. **North Texas:** Was nearly unstoppable in the return game, averaging 22.5 yards on four punts and returning one kickoff for 61 yards ... all four of his punt returns, including his long of 36 yards, set up touchdowns for the Tide, while his kickoff return setup a field goal ... made three total tackles on defense with two solo stops ... also tied for the team high with two pass breakups as Alabama held UNT to just 126 yards passing and 187 total yards. **Arkansas:** Was everywhere for the Tide's defense, recording five tackles - four solos - three tackles for loss (-25) and a career-best two sacks (-21) ... also returned four punts for 49 yards ... had two punt returns called back for illegal blocks to the back, including one that he had returned inside the 5-yard line. **Kentucky:** Arenas made a season-high eight tackles with five solo stops against the Wildcats, helping the Tide limit Kentucky to just 20 points in a commanding 38-20 win in Lexington ... was named the special teams player of the week by the Alabama coaching staff. **Mississippi:** Did a little bit of everything against the No. 22 Rebels with five tackles - four solos - his first interception of the season, two kickoff returns for 40 yards and two punt returns ... wrestled away his first pick of the season with an outstanding play that set up a Tide field goal in the first half ... helped limit UM to 197 total yards while forcing QB Jevan Snead into 11 for 34 passing (32.3 percent) and just 140 yards. **South Carolina:** Missed a start for the first time in two years due to bruised ribs suffered in practice. **Tennessee:** Produced one of the most impressive games for a defensive back in college football this season ... recorded a career-best 14 tackles with a sack and a career-high 4.5 tackles for loss ... made a tackle on the Tide's first blocked field goal in the fourth quarter ... dropped the UT quarterback for a loss of 12 yards ... returned two punts for 33 yards with a long of 24 yards ... notched his first quarterback hurry of the season. **LSU:** Was tabbed the SEC Defensive Player of the Week following the Crimson Tide's 24-15 win over the No. 9 Tigers ... made seven tackles, including four solo stops ... recorded two more tackles for loss (-8 yards) ... also had a hurry on LSU quarterback Jordan Jefferson ... Excellent decision making in the return game helped UA in field position ... returned three kickoffs

for 78 yards with a long of 40 yards. **Mississippi State:** The Bulldogs' defense did not test Arenas in the Tide's 31-3 win ... the UA secondary allowed just 99 yards passing with Arenas making two solo tackles ... also had a quarterback hurry. **Chattanooga:** Did a little bit of everything against the Mocs and did them all well ... returned his seventh punt for a touchdown - 66 yards - to set the SEC career record ... made three tackles, including two solo stops on defense ... had half of a tackle for loss (-1 yard) ... intercepted his second pass of the season and returned it 22 yards to set up an Alabama score ... also broke up two passes to match his season high. **Auburn:** Earned defensive and special teams player of the week accolades from the Alabama coaching staff ... returned two punts for 67 to break the SEC career record ... returned one kick off for 46 yards to set up an Alabama score ... defensively, Arenas was second on the team with seven tackles, including four solo stops ... notched his fifth sack of the season by dropping the Tigers' Chris Todd for a 10-yard loss ... added one quarterback hurry. **Florida:** Clinched the Crimson Tide's 22nd SEC Championship with a fourth-quarter interception of Tim Tebow in the end zone ... made two tackles with a solo stop ... returned one punt for eight yards ... returned three kickoffs for 79 yards with a long of 32 yards.

#### ARENAS' CAREER STATISTICS

Year	Tackles						Fumbles				
	G-S	TT	UT	AT	TFL	QBH	Sk	FF	FR	PBU	Int
2006	13-0	0	0	0	0-0	0	0-0	0	0-0	0	0-0
2007	12-1	20	13	7	2.0-2	0	0-0	0	0-0	1	0-0
2008	14-14	63	44	19	3.5-24	4	2-21	0	0-0	8	1-63
2009	12-12	66	43	23	12.0-85	4	5-53	0	0-0	4	3-22
<b>TOTAL</b>	<b>51-27</b>	<b>149</b>	<b>100</b>	<b>49</b>	<b>17.5-111</b>	<b>8</b>	<b>7-74</b>	<b>0</b>	<b>0-0</b>	<b>13</b>	<b>4-85</b>

#### Kickoff Returns

Year	No.	Yards	Avg.	TD	LP
2006	18	344	19.1	0	31
2007	27	657	24.3	0	62
2008	26	614	23.6	0	41
2009	19	551	29.0	0	61
<b>TOTAL</b>	<b>90</b>	<b>2166</b>	<b>24.1</b>	<b>0</b>	<b>62</b>

#### Punt Returns

Year	No.	Yards	Avg.	TD	LP
2006	31	286	9.2	2	86
2007	21	323	15.4	1	69
2008	41	650	15.9	3	87
2009	29	474	16.3	1	66
<b>TOTAL</b>	<b>122</b>	<b>1733</b>	<b>14.2</b>	<b>7</b>	<b>87</b>

#### ARENAS' CAREER HIGHS

Kickoff Returns:	8 vs. LSU, 2007
Yards:	168 vs. LSU, 2007
Long Play:	62 vs. Tennessee, 2007
Punt Returns:	6 vs. Arkansas, 2007
Yards:	153 vs. Mississippi State, 2008
Touchdowns:	1 (7 Times) Last vs. Chattanooga, 2009
Long Play:	87 vs. Tulane, 2008
All-Purpose Yards:	237 vs. LSU, 2007
Tackles:	13 vs. Tennessee, 2009
TFL:	3.5 vs. Tennessee, 2009
Yards Lost:	31 vs. Tennessee, 2009
QB Sack:	2 vs. Arkansas, 2009
Yards Lost:	21 vs. Arkansas, 2009
QB Pressure:	1 (8 Times) Last vs. Auburn, 2009
Interceptions:	1 (4 Times) Last vs. Florida, 2009
Return Yards:	63 vs. Arkansas, 2008
Touchdowns:	1 vs. Arkansas, 2008
Pass Breakups:	2 (3 Times) Last vs. Chattanooga, 2009





## SNAPSHOTS

Javier Arenas recorded 14 tackles against Tennessee and returned two punts for 33 yards.



4

6-2 214 SO

DB

MARK  
BARRON

MOBILE, ALA. (ST. PAUL'S)

- Third-Team All-American (AP)
- First-Team All-SEC (AP, Coaches, Sporting News)
- Seventh nationally and first in the SEC in interceptions with seven
- Leads the SEC and is sixth nationally with 17 passes defended (10 PBU, 7 INT)
- Second on the nation's top-ranked defense with 63 tackles and 34 solo stops
- Has one interception return (77 yards) for a touchdown and 125 return yards, which is tied with Rashad Johnson for the fifth most in a single season in school history
- A big part of the Tide's secondary that leads the nation in pass efficiency defense (88.81) and is seventh in pass defense (163.77 ypg)

**2009:** Mark Barron stepped into the starting role at strong safety for the Crimson Tide and

turned in an All-America caliber season ... a first-team All-SEC selection by the *Associated Press* ... has started all 13 games of his sophomore season and ranks seventh nationally and first in the SEC with seven interceptions ... ranks second on the team in tackles with 70 ... recorded 2.5 (-17) tackles for loss and half of a sack ... leads the SEC in passes defended with 17 (1.31 pg) and ranks sixth nationally ... has 10 pass breakups to rank second on the team ... 125 interception return yards on the season, tied for the fifth most in a single season in school history (Rashad Johnson, 2008). **Virginia Tech:** Earned first career start at strong safety ... helped hold the No. 7 ranked Hokies to only 155 total yards of offense ... tallied two tackles. **FIU:** Recorded a six tackles and made his first interception in an Alabama uniform ... returned the pick for 17 yards ... helped hold the Panthers to just one yard rushing. **North Texas:** Was named the Tide's defensive player of the week for his play in the secondary ... tallied three tackles, all of which were solo ... also recorded a career-best two pass breakups. **Arkansas:** Helped shut down the passing attack of QB Ryan Mallett by holding the SEC yards per game leader to just 34 percent passing and 160 yards ... opened SEC play with a then career-best seven tackles ... added two pass breakups. **Kentucky:** Tallied a career-best eight tackles, six of which were solos ... also recorded an interception with a return of six yards. **Mississippi:** Registered three solo tackles and one assist against the Rebels ... logged a tackle for loss (-5) as the Crimson Tide limited UM to 57 yards rushing and 197 total yards ... broke up two Jevan Snead passes ... on special teams recorded his first career pass reception on a fake punt ... hauled in the reception from punter P.J. Fitzgerald and turned it up field for a seven-yard gain and an Alabama first down. **South Carolina:** Tied a season high with eight tackles and recorded his third interception of the season ... the pick of Stephen Garcia

was on the second play of the game and returned it 77 yards for a touchdown to give the Alabama defense all the points it would need in a 20-6 win. **Tennessee:** He intercepted his SEC-best fourth pass of the season and returned it eight yards ... made eight total tackles with five solo stops ... it was the third time in four games Barron has recorded eight tackles. **LSU:** Barron was second on the team in tackles with seven, making three solo stops ... his play against the run helped limit the Tigers to just 95 yards rushing ... also added a quarterback hurry. **Mississippi State:** Caused havoc for the Bulldogs in the passing game with two interceptions and two more broken-up passes ... made five total tackles with three solo stops ... helped the UA secondary limit MSU to just 99 yards passing and 213 total yards. **Chattanooga:** Barron registered just one solo tackle, but also hurried the quarterback on two plays and broke up one pass as the limited the Mocs to just 36 yards passing and 48 yards on the ground. **Auburn:** Picked off his seventh pass of the season to setup an Alabama score in the second half ... made two tackles with a solo stop ... helped limited the Tigers' offense to 112 yards under their season average. **Florida:** Led the Crimson Tide with seven tackles as the Gators managed just 88 yards rushing ... also had a quarterback hurry, his fourth of the season.

## BARRON'S CAREER STATISTICS

Year	G-S	Tackles				Fumbles			
		TT	UT	AT	TFL	QBH	SKs	FF	FR
2008	14-0	18	9	9	1.5-11	0	1.5-11	0	0
2009	13-12	70	38	32	2.5-17	4	0.5-2	0	10
<b>TOTAL</b>	<b>27-12</b>	<b>88</b>	<b>47</b>	<b>41</b>	<b>4.0-28</b>	<b>4</b>	<b>2.0-13</b>	<b>0</b>	<b>10</b>

## BARRON'S CAREER HIGHS

Tackles:	8 (3 Times) Last vs. Tennessee, 2009
Quarterback Sacks:	1.5 vs. Arkansas, 2008
Yards Lost:	11 vs. Arkansas, 2008
Interceptions:	1 (7 Times) Last vs. Auburn, 2009
Return Yards:	77 vs. South Carolina, 2009
Pass Breakups:	2 (3 Times) Last vs. Mississippi, 2009
Quarterback Pressures:	2 vs. Chattanooga, 2009





**86**  
6-2 276 FR-RS TE  
**UNdra BILLINGSLEY**  
BIRMINGHAM, ALA. (WOODLAWN)

**2009:** Undra Billingsley has added depth at the tight end position ... has found time in two games, coming off the bench against North Texas and Chattanooga.



**67**  
6-5 306 SO OL  
**JOHN MICHAEL BOSWELL**  
NORTHPORT, ALA. (TUSCALOOSA COUNTY)

**2009:** John Michael Boswell has received playing time in 11 games in 2009. **FIU:** Made his first appearance of the season off the bench against the Panthers ... helped Alabama rush for 275 yards. **North Texas:** Played in his second game of the season ... coming off the bench to help the Tide rush for 260 yards in his most extensive playing time of the season. **Arkansas:** Came off the bench to find time on the offensive line late in the game. **Kentucky:** Saw action on the Tide's field goal and extra point team. **South Carolina:** Played on the Tide's field goal and extra point team. **Tennessee:** Came off the bench and found time along the offensive line for the third consecutive game. **LSU:** Played as a reserve for the seventh time ... saw time on the offensive line and on the extra-point team. **Mississippi State:** Boswell came off the bench to once again find time on the offensive line in both

special teams and as a reserve along the line in the fourth quarter. **Chattanooga:** Played most of the second half and helped the Tide rush for a season-best 313 yards. **Auburn:** Saw action on the Tide's field goal and extra point team. **Florida:** Came off the bench and found time along the offensive line ... helped Alabama amass 490 total yards, including 251 on the ground.



**88**  
6-4 210 FR WR  
**MICHAEL BOWMAN**  
ROSSVILLE, GA. (RIDGELAND)

**2009:** Michael Bowman has added depth at the wide receiver position as a true freshman ... has played in four games and has hauled in one catch for seven yards ... the seven yard reception came against North Texas.

#### BOWMAN'S CAREER STATISTICS

Receiving						
Year	G-S	No.	Yards	Avg.	TD	LP
2009	4-0	1	7	1.8	0	7
<b>TOTAL</b>	<b>4-0</b>	<b>1</b>	<b>7</b>	<b>1.8</b>	<b>0</b>	<b>7</b>



**77**  
6-5 300 JR OL  
**JAMES CARPENTER**  
AUGUSTA, GA. (COFFEVILLE [KAN.] CC)

- **Second-Team All-SEC (AP)**
- **Helped Alabama average a balanced 413.77 yards per game, including 215.85 rushing and 197.92 passing**
- **The offensive line has controlled the line of scrimmage, ranking third in the country in time of possession (33:31)**
- **Helped clear the way for nine 100-yard rushing games by Alabama backs this season**
- **Anchors the left tackle spot for the Tide's line that ranks 19th nationally in fewest sacks allowed (1.19 per game)**

**2009:** James Carpenter has started all 13 games at left tackle in his first season at Alabama ... a second-team All-SEC selection by the *Associated Press* ... one of three new starters on the offensive line that has cranked out 413.77 yards of total offense per game, which ranks 35th nationally and 215.85 yards on the ground - 12th in the nation ... running back Mark Ingram has been the beneficiary of the lines solid play, ranking 12th nationally in rushing at 118.6 ypg ... helped the Tide achieve impressive balance with 215.85 yards per game on the ground and 197.92 per game in the air ... helped clear the way for nine 100-yard rushers ... provided time for quarterback Greg McElroy to post a 142.01 passing efficiency rating that ranks 30th nationally ... left tackle on an offensive line that is allowing just 1.15 sack per game to rank 19th nationally and third in the SEC as a unit. **Virginia Tech:** Made his first career start at Alabama while helping the Tide put up a total of 498 yards of offense, including 268 on the ground against the No. 7 Hokies ... provided the blocks that aided Mark Ingram to being named the SEC Offensive Player of the week. **FIU:** Carpenter helped Alabama amass 516 total yards of offense, including 275 on the ground ... was named the Tide's offensive player of the week for his dominate work along the offensive front ... provided the holes that led to 6.5 yards per carry ... helped newcomer Trent Richardson rush for 118 yards en route to being named the SEC Freshman of the Week. **North Texas:** For the third straight week, Carpenter helped the



Tide total at least 498 yards of total offense (523 total yards) and at least 250 yards on the ground (260 rush yards) ... provided the holes that enabled the Tide to average 5.8 yards per carry and have three rushers tally over 75 yards each. **Arkansas:** He helped Alabama total over 400 yards (425) of total offense ... helped newcomer Trent Richardson earn his second SEC Freshman of the Week accolade ... provided the time for McElroy to throw for 291 yards and a career-best three touchdowns. **Kentucky:** Blocked for another 100-yard rusher as Mark Ingram tallied 140 yards and a 6.4 yards per carry average ... helped the team rush for over 200 yards (204). **Mississippi:** Opened holes for Ingram's 172-yard rushing effort, the fourth 100-yard effort by a UA player this season ... helped the Tide rush for 200 yards, average 4.9 yards per carry and produce 354 yards of total offense. **South Carolina:** Helped pave the way for Ingram to rush for a career-best and Bryant-Denny Stadium record 246 yards ... led the way for the team to rush for 264 yards ... helped open the holes for the Tide to average 6.9 yards per carry. **Tennessee:** Had a solid performance as the offensive line did not allow a sack ... provided the holes for Mark Ingram to rush for 99 yards and average 5.5 yards per carry. **LSU:** Cleared a path for Ingram to reach triple digits in rushing yards for the fifth time in 2009 with 144 yards on 22 carries ... did not allow a sack from his spot at left tackle and provided time for McElroy to complete 19 passes for 276 yards and two touchdowns. **Mississippi State:** Opened holes for 444 yards of total offense, including 252 on the ground and 192 in the air ... blocked for his seventh 100-yard rushing game of the season as Ingram exploded for 189 yards and two touchdowns, including a career-long 70-yard burst up the middle against a stout Bulldog defense ... led an offensive line that did not allow a sack as McElroy connected on 13-of-18 passes, no interceptions and two touchdowns. **Chattanooga:** Played only the first half as the Crimson Tide routed the Mocs 45-0 ... did not allow any sacks on a first-team line that also kept the quarterbacks' jersey clean ... helped clear a path for a season-high 313 rushing yards and Ingram's seventh 100-yard rushing game of the season ... provided time for the quarterbacks to complete 62.5 percent of their passes. **Auburn:** Helped the Tide roll up 291 yards of total offense ... allowed time for Alabama to pass for 218 yards. **Florida:** Carpenter cleared a path for 490 yards of total offense and 251 yards on the ground against the nation's No. 1 total defense entering the game ... the rushing yardage was the most allowed by the Gators during Urban Meyer's tenure ... helped Ingram crack the 100-yard barrier for the eighth time this season ... the line allowed just one sack and gave time for McElroy to post a 196.53 passing efficiency rating.



**2009:** Josh Chapman has come off the bench in 12 games and has 14 total tackles with 2.5 tackles for a loss (-2) and half of a sack. **Virginia Tech:** Made three tackles off the bench, including one for a loss of a yard ... got to the quarterback for the first time in his career, recording half a sack. **FIU:** Played but did not record any statistics. **North Texas:** Came off the bench to equal a season-high with three tackles with one for loss. **Arkansas:** Saw action off the bench but did not record any statistics. **Kentucky:** Played as a reserve and tallied one solo tackle. **Mississippi:** Posted one assisted tackle in the Crimson Tide's 22-3 win over the Rebels ... helped the Tide limit UM to just 57 rushing yards. **Tennessee:** Assisted on one tackle off the bench for the Tide. **LSU:** Came off the bench and assisted on a tackle for a loss. **Mississippi State:** Saw action as a reserve on the defensive line but did not record a tackle. **Chattanooga:** Came off the bench to equal a career best with four tackles, including a half a tackle for a loss. **Auburn:** Was a key reserve along the defensive line that surrendered just 151 yards rushing ... did not have a tackle. **Auburn:** Came off the bench at defensive tackle ... did not record any statistics ... helped Alabama hold Florida to 88 yards rushing.

#### CHAPMAN'S CAREER STATISTICS

Year	Tackles					Fumbles				
	G-S	TT	UT	AT	TFL	QBH	SKs	FF	FR	PBU Int
2007	3-0	1	1	0	0-0	0	0-0	0	0-0	0 0-0
2008	13-2	16	9	7	4.0-7	1	0-0	0	0-0	0 0-0
2009	12-0	14	3	11	2.5-2	0	0.5-1.0	0	0-0	0 0-0
<b>TOTAL</b>	<b>26-2</b>	<b>31</b>	<b>13</b>	<b>18</b>	<b>6.5-9</b>	<b>1</b>	<b>0.5-1.0</b>	<b>0</b>	<b>0-0</b>	<b>0 0-0</b>

#### CHAPMAN'S CAREER HIGHS

Tackles:	4 vs. Tennessee, 2008 & Chattanooga, 2009
TFL:	1 (5 Times) Last vs. Virginia Tech, 2009
Yards Lost:	2 (3 Times) Last vs. Florida, 2008
Sacks	0.5 vs. Virginia Tech, 2009



- **Finalist for the Lombardi Award**
- **Finalist for the Nagruski Award**
- **Finalist for the Bednarik Award**
- **First-Team All-American (AP, FWAA, Walter Camp)**
- **First-Team All-SEC (AP, Coaches, Sporting News)**
- **Selected as the AT&T All-America Player of the Week vs. Tennessee with two blocked field goals**
- **Anchored a defensive line that is allowing just 77.9 rushing yards per game to rank second in the nation**
- **Has 25 tackles and six tackles for loss (-11 yards) on the nation's No. 2 total defense**
- **No individual has rushed for 100 yards since Cody arrived at Alabama**

**2009:** Returning consensus All-American Terrence Cody anchors the middle of the Crimson Tide's talented defensive line ... a first-team All-American by the *Associated Press*, FWAA and Walter Camp ... a finalist for the Lombardi Award, which goes to the nation's best interior lineman or linebacker and a finalist for the Nagurski and Bednarik Awards, which go to the nation's top defensive player ... a unanimous first-team All-SEC selection by the *Associated Press* ... also earned first-team All-Conference honors from the SEC Coaches and *Sporting News*... was on the watch list for the Outland Trophy ... a midseason All-American by *Sporting News* and CBSsportsline ... has 25 tackles in 2009 with 6.0 tackles for loss (-11) a pass breakup and three quarterback hurries ... helped the Tide boast the nation's No. 2 rushing defense (77.9 ypg) and the No. 2 total defense (241.8) ... was named the AT&T All-America Player of the Week after blocking two field goals to secure a Crimson Tide win over Tennessee in week eight. **Virginia Tech:** Made one solo tackle in the season opener against the No. 7 Hokies, but his work clogging up the middle paid the most dividends as Tech managed just 64 rushing yards and 155 yards of total offense. **FIU:** Recorded a career-high 2.5 tackles for loss as the UA defense held the Panthers to just one yard rushing ... was named the Tide's defensive player of the week for his efforts. **North Texas:** Manned the



middle of the defensive line as the Crimson Tide held UNT to a mere 61 rushing yards and just 187 total yards ... accounted for a career-high five tackles - three solos - and one tackle for loss (-3) ... was named the defensive player of the week by the Alabama coaching staff for the second straight week. **Arkansas:** Had one solo tackle as the Tide held the Razorbacks to 284 yards less than their season average coming into the game and just 63 yards rushing. **Kentucky:** Registered two total tackles with one solo stop. **Mississippi:** Recorded a quarterback hurry and hit Rebel quarterback Jevan Snead multiple times. **South Carolina:** Made two solo tackles and an assisted stop in the Tide win ... made 1.5 tackles for loss (-2) and helped contain USC to 64 yards rushing as a team. **Tennessee:** Clinched the Tide's 12-10 win by blocking two Vols' field goals in the fourth quarter ... the second of which came with just four seconds remaining in the game and gave Alabama its eighth win of the season ... assisted on two tackles and helped limited UT's powerful rushing attack to just 74 yards. **LSU:** Logged three tackles and battled double teams for the entire game ... helped limited a dangerous Tiger rushing attack to just 95 yards. **Mississippi State:** Cody helped limit a powerful Bulldog running attack to just 114 yards ... helped limit the SEC's No. 2 rusher, Anthony Dixon, to just 81 yards, which is 44 yards below his season average. **Chattanooga:** Anchored a defensive front-seven that surrendered just 48 yards rushing and five first downs while allowing just 84 total yards ... made two tackles while playing less than a half of football. **Auburn:** Made two tackles as the Tide held the Tigers 112 yards under their season average. **Florida:** Recorded one solo tackle, which resulted in a one-yard loss in the SEC Championship Game ... also had a quarterback hurry as the Tide clinched their 22nd SEC title.

#### CODY'S CAREER STATISTICS

Year	Tackles							Fumbles				
	G-S	TT	UT	AT	TFL	QBH	Sks	FF	FR	PBU	Int	
2008	12-12	24	7	17	4.5-14	1	0.5-5	1	2-0	0	0-0	
2009	13-13	25	11	14	6.0-11	3	0-0	0	0-0	1	0-0	
<b>TOTAL</b>	<b>25-25</b>	<b>49</b>	<b>18</b>	<b>31</b>	<b>10.5-25</b>	<b>4</b>	<b>0.5-5</b>	<b>1</b>	<b>2-0</b>	<b>1</b>	<b>0-0</b>	

\*\*Blocked two field goal attempts against Tennessee, 2009, including what would have been the game-winner as time expired.

#### CODY'S CAREER HIGHS

Tackles:	5 vs. Tulane, 2008, North Texas, 2009
TFL:	2.5 vs. Florida International, 2009
Yards Lost:	6 vs. Auburn, 2008
QB Sack:	0.5 vs. Auburn, 2008
Yards Lost:	5 vs. Auburn, 2008
Fumble Caused:	1 vs. Western Kentucky, 2008
Fumble Recovered:	1 vs. Western Kentucky & Auburn, 2008
QB Pressure:	1 (4 times) Last vs. Florida, 2009
PBU:	1 vs. North Texas, 2009
Blocked Kicks:	2 vs. Tennessee, 2009



#### SNAPSHOTS

Terrence Cody blocked two Tennessee field goals to preserve a 12-10 lead that carried Alabama to its eighth victory of the season.



**2009:** Marcell Dareus has been a big contributor at defensive end for the Crimson Tide in 2009 ... a dangerous pass rusher off the edge and excellent at the point of attack in the rushing game ... has played in 13 games and made four starts while serving as the Tide's top pass rusher ... ranks eighth in the Southeastern Conference and ranks tied for 73rd nationally with 6.5 sacks (-44) or .50 per game ... has 32 total tackles, 9.0 tackles for loss (-49), seven quarterback hurries and two pass breakups. **Virginia Tech:** Made his first career start at defensive end in place of Brandon Deaderick ... helped the Tide defense hold the No. 7 Hokies to just 155 yards of total offense ... got to the quarterback for the first time in his career by recording 1.5 sacks (-8). **FIU:** Tallied two sacks for a loss of 17 yards against the Golden Panthers ... recorded four tackles ... helped lead the Tide defense that held FIU to just one yard rushing and 214 total yards. **North Texas:** Notched one assisted tackle in his third start of the season ... played just over one half as the Tide routed

the Mean Green 53-7. **Arkansas:** Dareus tallied two solo tackles and one tackle for loss (-1) as the Tide held the Hogs' high-powered offense to just 254 total yards and 63 yards on the grounds. **Kentucky:** Had five total tackles with four solo stops against the Wildcats ... also registered a quarterback hurry. **Mississippi:** Made three solo tackles in a 22-3 win over the No. 22 Rebels ... registered one tackle for loss (-3) by dropping UM's Dexter McCluster in the backfield. **South Carolina:** Helped keep the Gamecocks out of the end zone and limit USC to 64 yards rushing, but did not have a tackle. **Tennessee:** Logged two solo and two assisted stops as the Tide limited the Vols' potent rushing attack to just 74 yards ... recorded a sack of seven yards in the fourth quarter ... broke up a pass in the Tide's 12-10 win. **LSU:** Had a big fourth quarter with two sacks (-12 yards) that killed any Tiger momentum as LSU managed only nine total yards in the stanza ... finished with four total tackles as the Tide allowed just 95 yards rushing. **Mississippi State:** Made two total tackles with a solo stop as the Tide defense limited MSU to 213 total yards. **Chattanooga:** Made one assisted tackle as the Tide routed the Mocs, 45-0. **Auburn:** Recorded two assisted tackles in the Crimson Tide's 26-21 win at Auburn ... had half of a tackle for loss ... registered one quarterback hurry. **Florida:** Harassed the Gators throughout the game ... recorded two quarterback hurries ... notched two total tackles with one solo stop as the Tide rolled to their 22nd SEC title.

#### DAREUS' CAREER STATISTICS

Year	Tackles							Fumbles				
	G-S	TT	UT	AT	TFL	QBH	Sks	FF	FR	PBU	Int	
2008	8-0	4	1	3	0-0	3	0-0	0	0-0	0	0-0	
2009	13-3	32	19	13	9.0-49	7	6.5-44	0	0-0	2	0-0	
<b>TOTAL</b>	<b>21-3</b>	<b>36</b>	<b>20</b>	<b>16</b>	<b>9.0-49</b>	<b>8</b>	<b>6.5-44</b>	<b>0</b>	<b>0-0</b>	<b>2</b>	<b>0-0</b>	

#### DAREUS' CAREER HIGHS

Tackles	5 vs. Kentucky, 2009
Tackles For Loss:	2 vs. Florida International & LSU, 2009
Yards Lost:	17 vs. Florida International, 2009
Quarterback Sacks	2 vs. Florida International & LSU 2009
Yards Lost:	17 vs. Florida International, 2009
Quarterback Pressures:	3 vs. Arkansas, 2009
Pass Break Ups:	1 vs. Arkansas & Tennessee, 2009





**2009:** Thomas Darrah has added depth at the quarterback position ... has come off the bench in three games ... has not attempted a pass.



**2009:** Drew Davis has started 13 games at right tackle and has now strung together 27 straight starts ... has helped the Tide compile 413.77 yards of total offense per game, which ranks 35th nationally and 215.85 yards on the ground - 12th in the nation ... running back Mark Ingram has been the beneficiary of the lines solid play, ranking 12th nationally in rushing at 118.6 ypg ... helped the Tide achieve impressive balance with 215.85 yards per game on the ground and 197.92 per game in the air ... helped clear the way for nine 100-yard rushers ... provided time for quarterback Greg McElroy to post a 142.01 passing efficiency rating that ranks 30th nationally ... right tackle on an offensive line that is allowing just 1.15 sack per game to rank 19th nationally and third in the SEC as a unit. **Virginia Tech:** He cleared the way for the Tide put up a total of 498 yards, including 268 on the ground against the No. 7 Hokies ... provided the blocks

that aided Mark Ingram to rush for 150 yards en route to being named the SEC Offensive Player of the week. **FIU:** Davis helped Alabama amass 516 total yards of offense, including 275 on the ground ... provided the holes that led to 6.5 yards per carry ... helped newcomer Trent Richardson rush for 118 yards en route to being named the SEC Freshman of the Week. **North Texas:** For the third straight week Davis helped the Tide amass at least 498 total yards (523) and 250 yards on the ground (260) ... provided the holes that enabled the Tide to average 5.8 yards per carry and have three rushers tally over 75 yards apiece. **Arkansas:** Davis helped Alabama once again total over 400 yards (425) of total offense ... helped newcomer Trent Richardson earn his second SEC Freshman of the Week accolade ... provided the time for Greg McElroy to throw for 291 yards and a career-best three touchdowns. **Kentucky:** Davis blocked for another 100-yard rusher as Mark Ingram tallied 140 yards and a 6.4 yards per carry average ... helped the team rush for over 200 yards (204). **Mississippi:** He opened holes for Mark Ingram's 172-yard rushing effort, the fourth 100-yard effort by a UA player this season ... helped the Tide rush for 200 yards, average 4.9 yards per carry and produce 354 yards of total offense. **South Carolina:** Davis helped pave the way for Mark Ingram to rush for a career-best and Bryant-Denny Stadium record 246 yards ... led the way for the team to rush for 264 yards ... helped open the holes for the Tide to average 6.9 yards per carry. **Tennessee:** He helped Alabama quarterback Greg McElroy stay off his back as the offensive line did not allow a sack ... provided the holes for Mark Ingram to rush for 99 yards and average 5.5 yards per carry. **LSU:** Helped provide the holes and time for Alabama to compile 452 total yards of offense ... paved the way for Mark Ingram to scamper for 144 and average 6.5 yards per carry ... kept Greg McElroy upright to throw for 276 yards and two touchdowns. **Mississippi State:** Davis helped clear the way for Mark Ingram to once again rush for over 100 yards (149) ... provided the holes for the Tide to amass 252 yards on the ground ... was part of an offensive line that did not allow a sack and helped enable the quarterback to toss two touchdowns and complete 72 percent of his passes. **Chattanooga:** Played only the first half as the Crimson Tide routed the Mocs 45-0 ... did not allow any sacks on a first-team line that also kept the quarterbacks jersey clean ... helped clear a path for a season-high 313 rushing yards and Ingram seventh 100-yard rushing game of the season ... provided time for the quarterbacks to complete 62.5 percent of their passes. **Auburn:** Helped the Tide roll up 291 yards of total offense ... allowed Alabama to pass for 218 yards. **Florida:** Provided the holes and the time for Alabama to amass 490 total yards against the nation's No. 1 ranked defense ... paved the way for Mark Ingram to rush for 113 yards and three touchdowns and as a unit rush for 251 yards ... kept quarterback Greg McElroy upright to post a passer efficiency of 196.53 en route to earning MVP honors.



**2009:** Junior defensive end Luther Davis has played in 13 games for the Crimson Tide in 2009 and has made 11 tackles. **Virginia Tech:** Played in the game but did not record any statistics. **FIU:** Came off the bench to record two tackles. **North Texas:** Played in the game but did not record any statistics. **Arkansas:** Assisted on a tackle coming off the bench for the Tide. **Kentucky:** Record one solo tackle in a win over the Wildcats. **Mississippi:** Saw his most extensive playing time of the season and made one assisted tackle in the Tide's win. **South Carolina:** Came off the bench and assisted on one tackle. **Tennessee:** Played as a reserve and assisted on one tackle against the Vols. **LSU:** Came off the bench but did record any statistics. **Mississippi State:** Registered one solo tackle, which went for a loss of five yards. **Chattanooga:** Contributed as a top reserve and assisted on two tackles, including a half a tackle for a loss. **Auburn:** Made one solo tackle as a reserve defensive end for the Tide ... helped limit the Tigers to 112 yards below their season average in total yards. **Florida:** Came off the bench along the defensive line and tallied one quarterback hurry ... helped hold Florida to 88 yards rushing.

#### DAVIS' CAREER STATISTICS

Year	G-S	Tackles					Fumbles				
		TT	UT	AT	TFL	QBH	Sks	FF	FR	PBU	Int
2007	6-0	3	1	2	10-5	0	0-0	0	0-0	0	0-0
2008	14-0	12	6	6	25-4	1	0-0	0	0-0	0	0-0
2009	13-0	11	3	8	15-6	1	0-0	0	0-0	0	0-0
<b>TOTAL</b>	<b>33-0</b>	<b>26</b>	<b>10</b>	<b>16</b>	<b>50-15</b>	<b>2</b>	<b>0-0</b>	<b>0</b>	<b>0-0</b>	<b>0</b>	<b>0-0</b>

#### DAVIS' CAREER HIGHS

Tackles: 3 vs. Western Carolina, 2007  
 TFL: 1 (4 Times) Last vs. Mississippi State, 2009  
 Yards Lost: 5 (2 Times) Last vs. Mississippi State, 2009  
 QB Pressures: 1 vs. Mississippi State, 2008, and Florida, 2009





**95**

6-4 306 SR DL

**BRANDON DEADERICK**

ELIZABETHTOWN, KY. (ELIZABETHTOWN)

**2009:** Brandon Deaderick's 2009 season has been truly remarkable ... the senior was shot through his left arm with the bullet lodging in his hip just five days before the start of the 2009 season in a robbery attempt ... was back at practice two days later and played on a limited basis in the Tide's season-opening win against Virginia Tech ... following the Virginia Tech game his grandmother passed away, which caused him to miss three days of practice the week leading up to the FIU game ... has started the last eight games for the Tide at Kentucky, at Mississippi, Tennessee, LSU, Mississippi State, Chattanooga, Auburn and Florida ... has 22 total tackles in 2009 with 4.5 tackles for loss (-9) and one sack (-2). **Virginia Tech:** Made one tackle in limited action against the Hokies. **FIU:** Played but saw limited action after missing most of the week of practice. **North Texas:** Saw his most extensive action to this point in the season against the Mean Green ... logged four tackles in the UA win. **Arkansas:** Played but did not record any statistics. **Kentucky:** Made two solo tackles back in his home state of Kentucky against the Wildcats ... made one tackle in the backfield for a loss of a yard. **Mississippi:** Recorded two tackles at Mississippi and helped limit the Rebels to 57 yards rushing. **South Carolina:** Turned in his best game of the season with three tackles, including two solo stops ... made a season-high two tackles for loss (-6) and registered his first sack of the season (-2). **Tennessee:** Registered two assisted tackles and half of a tackle for loss (-1) ... helped a UA front that allowed just 74 rushing yards to a potent Vols' rushing attack. **LSU:** Started on the defensive line and tallied two tackles, including one solo stop ... helped hold the Tigers to just 95 yards rushing and 3.3 yards per carry. **Mississippi State:** Started at defensive end but did not record any statistics ... helped hold the Bulldogs to 213 total yards and just 3.1 yards per carry. **Chattanooga:** Made two assisted tackles as the Crimson Tide defensive front allowed just 48 yards rushing and 84 total yards. **Auburn:** Registered two solo and one assisted tackle against the Tigers ... started at defensive

end and helped limit AU to 112 yards below its season average. **Florida:** Tallied one solo tackle which went for a loss of one yard ... helped hold Florida to just 88 yards rushing and to its lowest point total of the season (13).

#### DEADERICK'S CAREER STATISTICS

Year	Tackles					Fumbles				
	G-S	TT	UT	AT	TFL	QBH	Sks	FF	FR	PBU Int
2006	7-0	2	0	2	0-0	0	0-0	0	0-0	0 0-0
2007	13-7	22	10	12	3.0-20	3	2.0-18	0	0-0	0 0-0
2008	14-14	36	14	22	5.5-25	7	4.0-24	0	0-0	0 0-0
2009	13-9	22	9	13	4.5-9	2	1.0-2	0	0-0	0 0-0
<b>TOTAL</b>	<b>47-30</b>	<b>82</b>	<b>33</b>	<b>49</b>	<b>13.0-54</b>	<b>12</b>	<b>7.0-44</b>	<b>0</b>	<b>0-0</b>	<b>0 0-0</b>

#### DEADERICK'S CAREER HIGHS

Tackles:	8 vs. LSU, 2008
TFL:	2.5 vs. Arkansas State, 2008
Yards Lost:	11 vs. Mississippi, 2007
Sacks:	1.5 vs. Arkansas State, 2008
Yards Lost:	11 vs. Mississippi, 2007 & Clemson, 2008
QB Pressure:	2 (3 Times) Last vs. LSU, 2009



**85**

6-3 233 JR TE

**PRESTON DIAL**

MOBILE, ALA. (UMS-WRIGHT)

**2009:** Preston Dial has played in all 13 games and started in seven contests ... has three catches for 25 yards ... key blocker for the Tide at the point of attack ... also a regular on the Tide's kickoff return team. **Virginia Tech:** Played but did not record any statistics. **FIU:** Started for the first time in 2009 ... tallied one catch for 19 yards ... the catch came in the second quarter for a first down. **North Texas:** Notched his second start at H-back but did not record any statistics. **Arkansas:** Tallied one catch for two yards. **Kentucky:** Earned his third start of the year, start but did not record any statistics. **Mississippi:** Played but did not have a catch ... his blocking helped clear the way for 200 rushing yards. **South Carolina:** Started at H-back but did not record a catch ... helped pave the way for Alabama to rush for 302 yards, including a 246- yard effort by Mark Ingram. **Tennessee:** Came off the bench and caught one pass for four yards. **LSU:** Played as a reserve and on special teams and provided the blocks on the outside for Mark Ingram to rush for 144 yards. **Mississippi State:** He came off the bench at tight end but did not record any statistics ... helped block for a rushing attack that amassed 252 yards, including 149 by Mark Ingram. **Chattanooga:** He started at H-back but did not record any statistics ... helped provide the holes for the Tide to amass 313 yards on the ground. **Auburn:** Started his second straight game at

H-back as the Tide knocked off the Tigers, 26-21. **Florida:** Started once again at H-back and was a key piece to the Tide's rushing attack that amassed 251 yards ... helped provide the blocks for Mark Ingram to scamper for 113 yards and three touchdowns.

#### DIAL'S CAREER STATISTICS

Receiving						
Year	G-S	No.	Yards	Avg.	TD	LP
2007	10-1	1	21	21.0	0	21
2008	12-1	1	8	8.0	0	8
2009	13-7	3	25	8.3	0	19
<b>TOTAL</b>	<b>35-9</b>	<b>5</b>	<b>54</b>	<b>10.8</b>	<b>0</b>	<b>21</b>

#### All Purpose

Year	G-S	Rush	Rec.	Total	TD	AVG.
2007	10-1	0	21	21	0	2.1
2008	12-1	0	8	8	0	.7
2009	13-7	0	25	25	0	3.1
<b>TOTAL</b>	<b>35-9</b>	<b>0</b>	<b>54</b>	<b>54</b>	<b>0</b>	<b>1.8</b>



**13**

5-10 170 JR WR

**ROBERT EZELL**

ATHENS, ALA. (ATHENS)

**2009:** Junior wide receiver Robert Ezell has come off the bench and found time on special teams ... has not recorded any statistics.



**7**

5-11 204 SR P

P. J. **FITZGERALD**

CORAL SPRINGS, FLA. (STONEMAN DOUGLAS)

- A candidate for the Ray Guy Award
- Averaging a career-best 42.1 yards per kick
- 16 punts inside the opponents' 20-yard line
- Eight kicks of 50 yards or more and 11 fair catches

**2009:** P.J. Fitzgerald has started all 13 games this season and all 53 of his Alabama career, which is a new school record ... turned in his best season yet in 2009 ... was a candidate for the Ray Guy Award, which goes to the nation's best punter ... averaging 42.08 yards per kick to rank fourth in the SEC and 39th nationally ... has punted 51 times for 2,146 yards with a long of 55 yards ... placed 16 punts inside the opponents' 20-yard line with 11 fair catches ... has eight punts of 50-yards or more ... converted two fake punts into first downs this season with a 17-yard run at Kentucky and a seven-yard pass at Mississippi ... also the Tide's starting holder on extra points and field goals.

**Virginia Tech:** Punted five times for an average of 44.8 yards ... had a longest punt of 53 yards ... three punts were downed inside the 20-yard line. **FIU:** Averaged 43 yards on three punts with one fair catch. **North Texas:** Punted only once in a 53-7 rout of UNT ... his lone punt was 49 yards under heavy pressure and carried through the back of the end zone for a touchback. **Arkansas:** Averaged 41.1 yards on seven punts against the Hogs ... booted a long of 51 yards and placed two punts inside the Razorbacks' 20-yard line. **Kentucky:** Punted five times for a 39.8 yard average ... had two punts of 52 yards, but his average fell because of two punts to try and pin the Cats deep in their own territory ... had one punt downed inside the 10-yard line ... converted a fake punt for a first down on a 17-yard run. **Mississippi:** Punted six times for a 40.8-yard average with one punt inside the Rebels' 20-yard line ... converted a fake punt for the second straight week with a seven-yard pass to Mark Barron.

**South Carolina:** Was outstanding against the Gamecocks and earned special teams player of the week honors from the UA coaching staff ... averaged 45.3 yards on three punts ... pinned USC inside its 20-yard line twice ... hit a long of 49 yards. **Tennessee:** Averaged 44 yards on three punts with a long of 49 yards.

**LSU:** Had one of his lowest averages of the season at 37.8 yards, but his direction and distance control was maybe his best of the year ... placed three of his four punts inside the opponents' 20-yard line, giving the Tigers a long field. **Mississippi State:** Placed two kicks inside the Bulldogs' 20-yard line ... averaged 41.2 yards on five punts ... booted one 50-yard kick ... forced two fair catches. **Chattanooga:** Booted a season-long 55-yard punt in the 45-0 win over the Mocs ... kicked two times for a 39.0-yard average. **Auburn:** Was named one of the special teams players of the week by the Tide coaches after punting five times for a 45.2 yards per kick average ... booted two 50-plus yard kicks with a long of 55 that tied his season high ... pinned two kicks inside the 20-yard line and forced one fair catch. **Florida:** Booted two punts and averaged 41.5 yards per kick ... forced one fair catch.

#### FITZGERALD'S CAREER STATISTICS

Punting												
Year	G-S	No.	Yds	Avg.	Lng	In 20	50+	Blk	Yds	Ret.	Net	Avg.
2006	13-13	57	2,176	38.2	55	19	5	0	190	1,986	34.8	
2007	13-13	64	2,475	38.7	58	20	7	1	138	2,337	36.5	
2008	14-14	59	2,427	41.1	56	15	4	2	236	2,191	37.1	
2009	13-13	51	2,146	42.1	55	16	8	0	156	1,990	39.0	
<b>TOTAL</b>	<b>52-52</b>	<b>231</b>	<b>9,224</b>	<b>39.9</b>	<b>58</b>	<b>70</b>	<b>24</b>	<b>3</b>	<b>720</b>	<b>8,504</b>	<b>36.8</b>	

\*\*Completed a 7 yard pass on a fake punt against Mississippi in 2009.  
Had one tackle in 2009 and 2007. Had two tackles in 2006. Also had a rushing attempt 2007 (-5) and a rush for 2 yards in 2006.

#### FITZGERALD'S CAREER HIGHS

Punts:	10 vs. Florida State, 2007
Yards:	371 at Tennessee, 2006
Long:	58 at Vanderbilt, 2007
Average:	45.3 vs. South Carolina, 2009
Inside 20:	5 vs. Florida International, 2006
50+ Yards:	2 (3 Times) Last vs. Auburn, 2009
Blocked:	1 (3 Times) Last vs. Tennessee, 2008
Rushes:	1 vs. (3 Times) Last vs. Kentucky, 2009
Yards:	17 vs. Kentucky, 2009
Long Play:	17 vs. Kentucky, 2009
Passes:	1 vs. Mississippi, 2009
Completions:	1 vs. Mississippi, 2009



**58**

6-1 264 SO DL

NICK **GENTRY**

PRATTVILLE, ALA. (PRATTVILLE)

**2009:** Nick Gentry has played in four games this season. **FIU:** Saw his first playing time of the season off the bench against the Panthers ... assisted on one tackle. **North Texas:** Made a career-high five tackles in extended action against the Mean Green. **Arkansas:** Assisted on a tackle and recorded one quarterback hurry in his SEC debut. **Chattanooga:** Came off the bench but did record any statistics.

#### GENTRY'S CAREER STATISTICS

		Tackles				Fumbles					
Year	G-S	TT	UT	AT	TFL	QBH	Sks	FF	FR	PBU	Int
2009	4-0	7	0	7	0	1	0-0	0	0-0	0	0-0
<b>TOTAL</b>	<b>4-0</b>	<b>7</b>	<b>0</b>	<b>7</b>	<b>0</b>	<b>1</b>	<b>0-0</b>	<b>0</b>	<b>0-0</b>	<b>0</b>	<b>0-0</b>

#### GENTRY'S CAREER HIGHS

Tackles:	5 vs. North Texas, 2009
QB Pressures:	1 vs. Arkansas, 2009



**SNAPSHOTS**

P.J. Fitzgerald was a candidate for the Ray Guy Award in 2009, given to the nation's best punter. He also turned in a new school record, starting in all 53 games during his career.





**11**

6-2 192 SO **WR**

**BRANDON GIBSON**

MOBILE, ALA. (UMS-WRIGHT)

**2009:** Sophomore Brandon Gibson has played in four games for the Crimson Tide ... has two receptions for 25 yards on the year. **North Texas:** Caught his first career pass from Star Jackson in the second half against UNT ... the catch went for 21 yards and a UA first down. **Arkansas:** Came off the bench at wide receiver but did not tally any statistics. **Mississippi State:** Saw action at wide receiver but did not record a catch. **Chattanooga:** Came off the bench and caught one pass for four yards.

#### GIBSON'S CAREER STATISTICS

Receiving						
Year	G-S	No.	Yards	Avg.	TD	LP
2008	3-0	0	0	0.0	0	0
2009	4-0	2	25	12.5	0	21
<b>Total</b>	<b>7-0</b>	<b>2</b>	<b>25</b>	<b>12.5</b>	<b>0</b>	<b>21</b>

#### GIBSON'S CAREER HIGHS

Receptions:	1 vs. North Texas & Chattanooga 2009
Yards:	21 vs. North Texas, 2009
Long Play:	21 vs. North Texas, 2009



**6**

5-9 191 SO **RB**

**DEMETRIUS GOODE**

LAGRANGE, GA. (TROUP/HARGRAVE)

**2009:** Demetrius Goode has played in 10 games and carried the ball 16 times for 108 yards in 2009. **Virginia Tech:** Played but did not record any statistics. **FIU:** Got his first carries of the season off the bench against the Panthers ... rushing four times for 24 yards. **North Texas:** Carried the ball one time for 14 yards in a win over the Mean Green. **Kentucky:** Came off the bench but did not record any statistics. **Mississippi:** Played on special teams, but did not have any statistics. **South Carolina:** Saw action on special teams for the Tide, but did not record any statistics. **Tennessee:** Participated on special teams but did not record any statistics. **LSU:** Part of the special teams unit but did not record any statistics. **Chattanooga:** Came off the bench to run for a career-best 70 yards on 11 carries ... was part of an Alabama rushing attack that amassed 313 yards on the ground. **Auburn:** Played on special teams but did not see time in the backfield.

#### GOODE'S CAREER STATISTICS

Year	Rushing						Receiving					
	G-S	Att	Yds	Avg.	TD	LP	No.	Yds	Avg.	TD	LP	
2008												Did Not Play
2009	10-0	16	108	6.8	0	14	0	0	0.0	0	0	
<b>TOTAL</b>	<b>10-0</b>	<b>16</b>	<b>108</b>	<b>6.8</b>	<b>0</b>	<b>14</b>	<b>0</b>	<b>0</b>	<b>0.0</b>	<b>0</b>	<b>0</b>	



**29**

5-10 190 JR **RB**

**TERRY GRANT**

LUMBERTON, MISS. (LUMBERTON)

**2009:** Terry Grant has played in eight games and rushed for 166 yards on 40 carries with three touchdowns ... averaging 4.2 yards per carry ... has nine rushes and two receptions that has resulted in first downs ... third on the team with 13 explosive plays of 12 yards or more, including two rushes, three receptions and eight kickoff returns ... has missed the last five games of the season with a strained abdominal muscle. **Virginia Tech:** Recorded two carries for two yards ... returned two kickoffs for a total of 44 yards ... his return long was 29 yards. **FIU:** Carried the ball six times for 69 yards ... broke away for a 42-yard touchdown for his first of the season ... helped Alabama amass 275 yards on the ground. **North Texas:** Saw his most extensive action since the 2007 season in a 53-7 win over UNT ... rushed 19 times for 79 yards and two touchdowns and caught two passes for 29 yards ... his two rushing touchdowns were the most for the junior since the 2007 season. **Arkansas:** Rushed for 16 yards on 10 carries in his SEC season debut with a long of 10 yards ... had one reception for 18 yards ... returned two kicks for 33 yards with a long of 20 ... tallied 67 total yards on the day. **Kentucky:** Had two kick returns for 44 yards with a long of 25 yards. **Mississippi:** Made one tackle on special teams and blocked well on two kickoff returns for Javier Arenas. **South Carolina:** Record one kickoff return for 25 yards ... also tallied a solo tackle on special teams. **Tennessee:** Returned one kick for 30 yards.

#### GRANT'S CAREER STATISTICS

Year	Rushing						Receiving					
	G-S	Att	Yds	Avg.	TD	LP	No.	Yds	Avg.	TD	LP	
2006	3-0	2	22	11.0	0	19	0	0	0.0	0	0	
2007	11-9	180	891	4.9	8	47	26	176	6.8	1	27	
2008	14-0	35	88	2.5	1	18	4	36	9.0	0	22	
2009	8-0	40	166	4.2	3	42	3	47	15.7	0	18	
<b>TOTAL</b>	<b>36-9</b>	<b>257</b>	<b>1,167</b>	<b>4.5</b>	<b>12</b>	<b>47</b>	<b>33</b>	<b>259</b>	<b>7.8</b>	<b>1</b>	<b>27</b>	

\*Made one tackle in 2007.

#### GRANT'S CAREER HIGHS

Rushes:	24 vs. Vanderbilt, 2007
Yards:	173 vs. Vanderbilt, 2007
Long Play:	47 vs. Western Carolina, 2007
Touchdowns:	3 vs. Western Carolina, 2007
Receptions:	6 vs. Tennessee, 2007
Yards:	38 vs. Florida State, 2007
Touchdowns:	1 vs. Tennessee, 2007
Long Play:	27 vs. Florida State, 2007
All-Purpose:	199 vs. Vanderbilt, 2007



23

6-0 181 SO DB

ROBBY GREEN

NEW ORLEANS, LA. (JOHN CURTIS CHRISTIAN)

**2009:** Robby Green has played in all 13 games and earned five starts ... has 27 tackles - 18 solo stops - and six pass breakups ... leads the team with 14 special teams tackles. **Virginia Tech:** Opened the season by coming off the bench to help Alabama hold the No. 7 Hokies to 155 total yards. **FIU:** Earned his first career start as the dime back ... recorded two solo tackles, including one on special teams ... also had a pass breakup. **North Texas:** Was honored as the special teams player of the week by the UA staff ... started again at defensive back in the dime formation and made a career-best five tackles. **Arkansas:** Helped shut down the passing attack of Ryan Mallett by holding the SEC yards per game leader to just 34 percent passing and 160 yards ... recorded one tackle and had two pass breakups. **Kentucky:** Registered one solo tackle. **Mississippi:** Green made his fourth start of the season ... recorded two solo tackles and two pass breakups against the Rebels ... also notched a quarterback hurry as the Tide held UM to 197 total yards. **South Carolina:** Tallied four tackles coming off the bench for the Tide and played regularly in their dime package. **Tennessee:** Came off the bench to record three solo tackles. **LSU:** Earned the start at nickel back and tallied two tackles, including a solo stop in a win over the Tigers. **Mississippi State:** Tallied two solo tackles coming off the bench for the Tide. **Chattanooga:** Came off the bench to record one solo tackle and a pass breakup. **Auburn:** Came off the bench to make one solo tackles against the Tigers ... also played on special teams for the Tide. **Florida:** Tallied three total tackles, including two stops on special teams.

#### GREEN'S CAREER STATISTICS

Year	Tackles					Fumbles				
	G-S	TT	UT	AT	TFL	QBH	SKs	FF	FR	PBU Int
2008	12-0	6	3	3	0-0	0	0-0	0	0-0	0 0-0
2009	13-5	27	18	9	0-0	1	0-0	0	0-0	6 1-0
<b>TOTAL</b>	<b>25-5</b>	<b>33</b>	<b>21</b>	<b>12</b>	<b>0-0</b>	<b>1</b>	<b>0-0</b>	<b>0</b>	<b>0-0</b>	<b>6 1-0</b>

#### GREEN'S CAREER HIGHS

Tackles: 5 vs. North Texas, 2009  
 Pass Breakups: 2 vs. Arkansas and Mississippi, 2009  
 Quarterback Pressures: 1 vs. Mississippi, 2009  
 Interception: 1 vs. LSU, 2009



15

6-0 184 SO WR

DARIUS HANKS

NORCROSS, GA. (NORCROSS)

**2009:** Darius Hanks has played all 13 games and earned six starts at wide receiver ... fifth on the team with 17 catches for 272 yards ... averages 16.0 yards per catch and 20.9 receiving yards per game ... has been a threat on third downs by catching five passes that have moved the chains ... 11 of his 17 receptions have gone for first downs. **Virginia Tech:** Caught three passes for 55 yards, including a big 35-yard gain on third down that sparked a scoring drive in the first quarter. **FIU:** Earned his first career start ... caught one pass for 11 yards. **North Texas:** Caught two passes for 28 yards with a long of 20 that gave the Tide a first down. **Arkansas:** Hauled in one pass for 32 yards ... the reception was his second longest of the season. **Kentucky:** Collected his first career touchdown passing and hauled in two passes for 34 yards with a long of 27 ... was named the offensive player of the week by the Alabama coaching staff. **Mississippi:** Started but did not have any catches. **South Carolina:** Came off the bench but did not record a catch. **Tennessee:** Tied a season-high with three catches ... tallied 17 yards with a long of eight yards. **LSU:** Had one catch for 21 yards but his one reception came in impressive fashion as it went for a touchdown early in the third quarter. **Mississippi State:** Hauled in a touchdown pass for the second consecutive game, bringing in a 45-yard strike from Greg McElroy to open the scoring for Alabama ... tallied three receptions for 59 yards. **Chattanooga:** Came off the bench and did not haul in a catch. **Auburn:** Caught one pass for 15 yards and a first down ... his catch converted a third down for the Tide and kept a scoring drive alive. **Florida:** Came off the bench but did not record any statistics.

#### HANKS' CAREER STATISTICS

Year	Receiving					
	G-S	No.	Yards	Avg.	TD	LP
2007	1-0	1	6	6.0	0	6
2008	8-0	8	88	11.0	0	18
2009	13-6	17	272	16.0	3	45
<b>TOTAL</b>	<b>22-6</b>	<b>26</b>	<b>366</b>	<b>14.1</b>	<b>3</b>	<b>45</b>

#### HANKS' CAREER HIGHS

Receptions: 3 (4 Times) Last vs. Mississippi State, 2009  
 Yards: 59 vs. Mississippi State, 2009  
 Long Play: 45 vs. Mississippi State, 2009  
 Touchdowns: 1 (3 Times) Last vs. Mississippi State, 2009



10

6-3 227 SO LB

JERRELL HARRIS

GADSDEN, ALA. (GADSDEN CITY)

**2009:** Jerrell Harris has played in five games this season ... played at linebacker as well as special teams. **Tennessee:** Came off the bench but did not record any statistics. **LSU:** Recorded his first tackles of the season, assisting on two tackles on special teams stops. **Mississippi State:** Came off the bench and found time at linebacker and on special teams but did not record any statistics. **Chattanooga:** Tallied one solo tackle coming off the bench for the Tide. **Auburn:** Played as a regular on special teams for the Tide ... did not have a tackle.

#### HARRIS' CAREER STATISTICS

Year	Tackles					Fumbles				
	G-S	TT	UT	AT	TFL	QBH	SKs	FF	FR	PBU Int
2008	10-0	3	1	2	0-0	0	0-0	0	0	0 0
2009	5-0	3	1	2	0-0	0	0-0	0	0	0 0
<b>TOTAL</b>	<b>15-0</b>	<b>6</b>	<b>2</b>	<b>4</b>	<b>0-0</b>	<b>0</b>	<b>0-0</b>	<b>0</b>	<b>0</b>	<b>0 0</b>

#### HARRIS' CAREER HIGHS

Tackles: 2 vs. Auburn, 2008 & LSU, 2009





**40**

6-4 263 SR RB/TE

**BARON HUBER**

KNOXVILLE, TENN. (POWELL)

**2009:** Baron Huber has come off the bench in 13 games ... a regular on the Crimson Tide's kickoff return team. **North Texas:** Fielded a squib kick and returned 10 yards on the game's opening kickoff. **Tennessee:** Tallied his first reception of the season for four yards.

#### HUBER'S CAREER STATISTICS

Year	G-S	Rushing					Receiving				
		Att	Yds	Avg.	TD	LP	No.	Yds	Avg.	TD	LP
2006	9-0	0	0	0.0	0	0	1	4	4.0	0	4
2007	13-1	0	0	0.0	0	0	1	4	4.0	0	4
2008	14-0	0	0	0.0	0	0	0	0	0.0	0	0
2009	13-0	0	0	0.0	0	0	1	4	4.0	0	4
<b>TOTAL</b>	<b>48-1</b>	<b>0</b>	<b>0</b>	<b>0.0</b>	<b>0</b>	<b>0</b>	<b>3</b>	<b>12</b>	<b>4.0</b>	<b>0</b>	<b>4</b>

#### HUBER'S CAREER HIGHS

Receptions:	1 (3 Times) Last vs. Tennessee, 2009
Yards:	4 (3 Times) Last vs. Tennessee, 2009
Long Play:	4 (3 Times) Last vs. Tennessee, 2009



**22**

5-10 212 SO RB

**MARK INGRAM**

FLINT, MICH. (SOUTHWESTERN ACADEMY)

- **2009 Heisman Trophy Winner**
- **2009 Sporting News Player of the Year**
- **Finalist for the Maxwell Award**
- **Finalist for the Doak Walker Award**
- **Finalist for the Walter Camp**
- **Unanimous First-Team All-American**
- **AP SEC Offensive Player of the Year (AP, Sporting News)**
- **First-Team All-SEC (AP, Coaches, Sporting News)**
- **UA single-season rushing leader (1,542)**
- **12th nationally in rushing (118.62)**
- **Averaging 201.1 rushing and receiving yards per game vs. top-25 teams**
- **Averaging 154.0 rushing yards per game against the six top 30 defenses**
- **Has 1,002 yards after contact this season, 53.4 percent (1,864) all-purpose yards**
- **Tied the school record with eight 100-yard rushing games**
- **Selected as the AT&T All-America Player of the Week vs. South Carolina with 246 yards rushing in the win**
- **Two-Time SEC Offensive Player of the Week**

**2009:** Mark Ingram is Alabama's single-season rushing leader with 1,524 rushing yards while catching 30 passes for 322 yards ... a first-team All-America by the AFCA, FWAA and Walter Camp ... finalist for the Heisman Trophy, Maxwell Award, Doak Walker Award and the Walter Camp Player of the Year ... the *Associated Press* SEC Offensive Player of the Year and a unanimous first-team All-SEC selection by the AP ... has 18 total touchdowns - 15 rushing and three receiving ... ranks 12th nationally in rushing yards per game (118.62) ... played his best against the Tide's best competition with a rushing average of 165.0 yards per game against UA's five top-25 opponents and 201.1 rushing and receiving yards in those games ... averaging 154 yards per game against six defenses that rank in the nation's top 30 for total defense (Va. Tech, S. Carolina, LSU, Ole Miss, Tennessee and Florida) ... has 1,012 yards after contact this season, 54.3 percent of his 1,864 yards rushing and receiving ... ninth in the SEC in overall scoring (including kickers), trailing his teammate Leigh Tiffin ... had 1,143

yards in nine games against SEC competition (includes SEC Championship Game) ... has 249 rushing attempts with 78 going for first downs or touchdown ... 31.3 percent of his rushes have gone for a first down or touchdown ... eight of his 28 receptions have also gone for first downs ... among the national leaders in rushes of 10 yards or more with 46 ... also has 29 rushes of 15 yards or more and 21 (17 rushing, 4 receiving) plays of 20 yards or more ... Ingram ranks 31st nationally and fourth in the SEC with 143.38 all-purpose yards per game ... had at least one rushing touchdown in 10 of the Tide's 13 games of the 2009 season and in 13 of his last 17 games ... has eight 100-yard rushing games this season, which ties the Alabama record ... also has a 91-yard effort on eight carries at North Texas and 99 yards against Tennessee ... has lost just one fumble in 392 career rushing attempts and 37 career receptions for a total of 429 career touches ... went 321 career touches before losing his first fumble ... has only put the ball on the ground twice in his career (at LSU in 2008 and vs. Tennessee in 2009) ... a two-time SEC Offensive Player of the Week (Virginia Tech and South Carolina) ... has been selected as the offensive player of the week six times by the Alabama coaching staff. **Virginia Tech:** Torched the No. 7 Hokies' defense for 150 yards and a touchdown on the ground to go along with three receptions for 35 yards and another score ... rushed for 81 yards on 10 carries with a touchdown in the fourth quarter alone ... named the SEC Offensive Player of the Week and the UA coaches' player of the week. **FIU:** Came off the bench after missing most of the practice week with the flu ... still gained 56 yards on 10 carries and caught a career-best four passes for 47 yards. **North Texas:** Started against UNT and was extremely effective in limited touches ... carried the ball just eight times for 91 yards, an impressive 11.4 yards per carry average ... scored his third rushing touchdown of the season and then found the end zone on his second receiving score of the year ... caught three total passes for 38 yards ... finished with 129 all-purpose yards. **Arkansas:** Pounded the Hogs' defense for 50 yards on a punishing 17 carries ... scored one rushing touchdown and also scored on a 14-yard pass from quarterback Greg McElroy ... finished with three receptions for 21 yards and 71 all-purpose yards. **Kentucky:** Exploded for 140 yards on 22 carries and two touchdowns ... scored on runs of 11 and 32 yards ... had five rushes for first downs ... caught one pass for six yards ... the 140 yards was the second-highest output of his career ... averaged 6.4 yards per rush ... was named the offensive player of the week by his coaching staff. **Mississippi:** Turned in the best rushing game of his career with 172 yards on a career-high 28 carries in a 22-3 win over the Rebels ... scored his seventh touchdown of the year, including at least one score in each game this season ... also caught three passes for 16 yards ... had four first-down rushes and one first-down reception ... busted loose on a 36-yard touchdown run ... earned offensive player of the week honors from the UA coaching staff. **South Carolina:** Broke



## SNAPSHOTS

Mark Ingram, the 2009 Heisman Trophy winner, has rushed for 1,542 yards on 249 carries. He also rushed for 15 touchdowns in 2009.

the Bryant-Denny Stadium rushing record with 246 yards on 24 carries against the Gamecocks ... averaged an astonishing 10.2 yards per carry, which is the third-best mark in school history by a back with at least 20 carries ... led a six-play, 68-yard drive in the fourth quarter to seal the game, carrying five times out of the wildcat formation and then scoring on a quick pitch from four yards out ... named the SEC Offensive Player of the Week ... also caught two passes for 23 yards ... 165 of his 269 all-purpose yards came after contact. **Tennessee:** Rushed for 99 yards on just 18 carries against the Volunteers ... eight of his 18 attempts went for first downs ... broke free for a 25-yard gain in the first half. **LSU:** He rushed for 144 yards on 22 carries against the Tigers' defense that entered the game allowing just 90.25 yards per game to opposing teams ... averaged 6.5 yards per carry ... also caught a career-high five passes for 30 yards ... converted five first downs (four rushes, one reception) ... recorded his fifth 100-yard rushing effort of the season and his seventh effort of 90-plus yards.

**Mississippi State:** Ingram rolled up his sixth 100-yard rushing game of the season with 149 yards on 19 carries ... caught one pass for nine yards ... 60 of his 158 total yards came after contact ... scored two touchdowns, including a 70-yard burst in the fourth quarter, which was the longest of his career. **Chattanooga:** Rushed for 102 yards and two touchdowns on just 11 carries ... left the game with 9:53 remaining in the second quarter after breaking a 40-yard touchdown run ... had a 25-yard, highlight-reel touchdown run in the first quarter that saw him break four tackles and carry two defenders into the end zone ... moved into second place on the Tide's single-season rushing list (1,399 yards through 11 games). **Auburn:** Caught three passes out of the backfield for 21 yards ... rushed 16 times for 30 yards ... left the game in the fourth quarter with a hip pointer. **Florida:** Turned in a Heisman-type performance against the nation's No. 1 defense ... rushed for 113 yards and a career-high three touchdowns on 28 carries ... had 10 plays that resulted in first downs and four that covered at least 10

yards ... caught two passes for a career-best 76 yards, including a 69-yard pass ... had 94 yards after contact.

### INGRAM'S CAREER STATISTICS

Year	Rushing						Receiving					
	G-S	Att	Yds	Avg.	TD	LP	No.	Yds	Avg.	TD	LP	
2008	14-0	143	728	5.1	12	40	7	54	7.7	0	27	
2009	13-12	249	1,542	6.2	15	70	30	322	10.7	3	69	
<b>TOTAL</b>	<b>27-12</b>	<b>392</b>	<b>2,305</b>	<b>5.9</b>	<b>27</b>	<b>70</b>	<b>37</b>	<b>376</b>	<b>10.2</b>	<b>3</b>	<b>69</b>	

### INGRAM'S CAREER HIGHS

Rushes:	28 vs. Mississippi & Florida, 2009
Yards:	246 vs. South Carolina, 2009
Average (Min. 20 Att.):	10.2 vs. South Carolina, 2009
Long Play:	70 vs. Mississippi State, 2009
Touchdowns:	3 vs. Florida, 2009
Receptions:	5 vs. LSU, 2009
Yards:	76 vs. Florida, 2009
Long Play:	69 vs. Florida, 2009
Touchdowns:	1 vs. Virginia Tech, North Texas & Arkansas, 2009





3

6-0 193 JR

DB

KAREEM JACKSON

MACON, GA. (WESTSIDE/FORK UNION)

**2009:** Veteran cornerback Kareem Jackson has excelled on the field in 2009 ... started all 13 games and has proven to be a shutdown corner as the Tide secondary leads the nation in pass efficiency defense (88.81) ... has 46 tackles, an interception - which was returned 79 yards - and 12 pass breakups in 2009 ... ranks sixth in the SEC in passes defended (13) and is fourth in pass breakups ... third-team All-SEC at cornerback by Phil Steele. **Virginia Tech:** Broke up one pass and had outstanding coverage on the Hokie receivers throughout the game ... helped limit No. 7 Virginia Tech to just 94 passing yards and 155 yards of total offense. **FIU:** Made three total tackles with two solo stops and two more pass breakups. **North Texas:** Made three tackles with one solo stop as the Tide limited UNT to 126 yards passing and just 187 total yards. **Arkansas:** Turned in one of his best games of the season as the Crimson Tide shut down the Razorbacks' vaunted passing attack ... surrendered just 191 yards through the air to the Hogs, 235.5 yards below their season average ... made a then season-high five tackles with two solo stops and two pass breakups, which tied his career best. **Kentucky:** Registered two solo tackles and helped limit UK to 168 yards passing. **Mississippi:** Was outstanding in a 22-3 win over the No. 22 Rebels ... picked off a Jevan Sneed pass deep in Tide territory at the 3-yard line and returned it 79 yards ... also recorded four solo tackles as the Crimson Tide limited UM to 197 total yards while forcing Sneed into 11 for 34 passing (32.3 percent) and just 140 yards. **South Carolina:** Made three tackles against the Gamecocks ... also broke up two passes to match a career high. **Tennessee:** Recorded three solo tackles and broke up two passes for the second straight game ... teamed with Javier Arenas on a third down, double-corner blitz for a quarterback hurry to force an incompletion and a fourth-quarter field goal attempt that was blocked by Terrence Cody in the Tide's 12-10 win. **LSU:** Was rarely challenged in the passing game by the Tigers ... made four tackles with one solo stop ... added half of a tackle for loss (-1 yard) as the Tigers only managed 95 yards rushing and 158 yards in the air. **Mississippi State:** Jackson tallied a season-best six total tackles, including

four solo stops ... helped hold the Bulldogs to just 99 yards passing and a 45 percent completion rate. **Chattanooga:** Made two solo tackles and broke up a pass as the Crimson Tide surrendered just 36 yards passing, the fewest in five years. **Auburn:** Turned in an outstanding game for the Crimson Tide in a 26-21 win over the Tigers ... recorded five tackles with three solo stops ... added 1.5 tackles for loss (-9 yards) as the Tide held AU to 112 yards below their season average. **Florida:** Tied a season best with six tackles, including one for a loss of three yards ... broke up two passes.

#### JACKSON'S CAREER STATISTICS

Year	G-S	Tackles					Fumbles				
		TT	UT	AT	TFL	QBH	Sk	FF	FR	PBU	Int
2007	13-12	66	48	18	4.0	7	0	0-0	1	0-0	6
2008	14-14	44	28	16	1.0	4	0	0-0	0	1-0	10
2009	13-13	46	28	18	3.0	13	1	0-0	0	0-0	12
<b>TOTAL</b>	<b>40-39</b>	<b>156</b>	<b>104</b>	<b>52</b>	<b>8.0</b>	<b>24</b>	<b>1</b>	<b>0-0</b>	<b>1</b>	<b>1-0</b>	<b>28</b>

2007 Blocked FG, 2008 Blocked Punt


#### JACKSON'S CAREER HIGHS

Tackles:	9 vs. Mississippi, 2007
TFL:	2 vs. Mississippi State, 2007
Yards Lost:	9 vs. Auburn, 2009
Interceptions:	2 vs. Tennessee, 2007
Yards:	79 vs. Mississippi, 2009
Long Play:	79 vs. Mississippi, 2009
PBUs:	2 (7 Times) Last vs. Florida, 2009
QB Pressures:	1 vs. Tennessee, 2009
Fumble Caused:	1 vs. Vanderbilt, 2007
Fumble Recovered:	1 vs. Mississippi, 2008
Blocked Kick:	vs. LSU, 2007 (FG) & Mississippi State, 2008 (Punt)



#### SNAPSHOTS

Kareem Jackson has started all 13 games for the Tide this season.



2

6-3 206 FR-RS

QB

STAR JACKSON

LAKE WORTH, FLA. (LAKE WORTH)

**2009:** Star Jackson has played in five games off the bench for Alabama in 2009 ... completed 13-of-18 passes for 116 yards. **FIU:** Made his first career appearance in a Tide uniform in the fourth quarter against the Panthers. **North Texas:** Shined in his most extensive playing time by commanding the offense for all but the opening drive of the second half and in the two-minute drill at the end of the first half ... completed 9-of-13 passes for 87 yards ... connected on a career long 21-yard pass to Brandon Gibson. **Arkansas:** Earned his first playing time during SEC play. **Mississippi State:** Came off the bench in the fourth quarter but did not attempt a pass. **Chattanooga:** Was 4-of-5 passing for 29 yards ... had a long pass of 11 yards ... rushed six times for three yards, including a long of 10.

#### JACKSON'S CAREER STATISTICS

Year	G-S	Passing				Rushing			
		A-C-I	Pct.	Yds	TD	LP	Att	Yds	Avg.
2009	5-0	18-13-0	72.2	116	0	21	6	3	0.5
<b>TOTAL</b>	<b>5-0</b>	<b>18-13-0</b>	<b>72.2</b>	<b>116</b>	<b>0</b>	<b>21</b>	<b>6</b>	<b>3</b>	<b>0.5</b>

#### JACKSON'S CAREER HIGHS

Attempts:	13 vs. North Texas, 2009
Completions:	9 vs. North Texas, 2009
Yards:	87 vs. North Texas, 2009
Long:	21 vs. North Texas, 2009



**2009:** Senior defensive back Marquis Johnson has played in 13 games in the defensive backfield and recorded eight starts as the Tide's nickel back and one at cornerback ... has 28 tackles and 16 pass breakups in 2009 ... ranks tied for first in the SEC in passes defended and leads the league in pass breakups. **Virginia Tech:** Tallied three solo tackles and broke up a pass in his first action of the season ... helped hold the No. 7 Hokies to just 91 yards passing. **FIU:** Recorded four tackles and tallied two pass breakups. **North Texas:** Started at defensive back but did not record any statistics ... helped hold the Mean Green to just 126 passing yards. **Arkansas:** Helped shut down the passing attack of Ryan Mallett by holding the SEC yards per game leader to just 34 percent passing and 160 yards ... tallied two tackles in his 2009 SEC season debut. **Kentucky:** Tallied two solo tackles. **Mississippi:** Made one solo tackle and helped limit the Rebels to 140 passing yards as Snead completed just 32.4 percent of his passes vs. the Tide. **South Carolina:** Started at corner and had a career day ... broke up a career-best six passes which tied the Alabama single-game record ... also tallied two tackles and recorded one quarterback hurry. **Tennessee:** JTied a season best by making four tackles ... tallied one pass breakup. **LSU:** Came off the bench to tie a season high with four tackles, including three solo stops ... tallied one pass breakup. **Mississippi State:** Tallied one solo tackle and his first interception of the season ... broke up three passes and tallied a quarterback hurry ... helped hold the Bulldogs to just 99 yards passing and a 45 percent completion rate. **Chattanooga:** Started at nickel back but did not record any statistics ... helped the Tide hold the Mocs to just 84 total yards of offense. **Auburn:** Again played well as the Crimson Tide gained a 26-21 victory ... made three total tackles with two solo stops ... recorded his first tackle for loss of the season (-3 yards) ... helped limited the Tigers to 181 yards in the air and 112 yards below their season average in total offense. **Florida:** Continued to keep opposing aerial attacks at bay by breaking up two passes and tallying two tackles.

#### JOHNSON'S CAREER STATISTICS

Year	Tackles						Fumbles				
	G-S	TT	UT	AT	TFL	QBH	Sks	FF	FR	PBU	Int
2006	13-0	7	2	5	0-0	0	0-0	0	0-0	0	0-0
2007	9-0	4	3	1	0-0	0	0-0	0	1-1	1	0-0
2008	14-3	49	32	17	10-4	1	0-0	0	0-0	7	2-7
2009	13-9	28	23	5	10-3	2	0-0	0	0-0	16	1-0
<b>TOTAL</b>	<b>48-12</b>	<b>88</b>	<b>60</b>	<b>28</b>	<b>20-7</b>	<b>3</b>	<b>0-0</b>	<b>0</b>	<b>1-1</b>	<b>22</b>	<b>3-7</b>

#### JOHNSON'S CAREER HIGHS

Tackles:	9 vs. Utah, 2008
TFL:	1 vs. Western Kentucky, 2008 and Auburn, 2009
Yards Lost:	4 vs. Western Kentucky, 2008
Interception:	1 (3 Times) Last vs. Mississippi State, 2009
Return Yards:	7 vs. Clemson, 2008
PBU:	6 vs. South Carolina, 2009
QB Pressure:	1 vs. Auburn, 2008 & Mississippi State, 2009
Fumble Rec'vd:	1 vs. Houston, 2007
Return Yards:	1 vs. Houston, 2007



- **First-Team All-American (AFCA, Coaches, Walter Camp)**
- **Unanimous First-Team All-SEC**
- **The physical, mental and emotional leader of the Crimson Tide's offensive line that blocks for the nation's No. 12 rushing offense**
- **A veteran of 40 consecutive starts and 53 games played - a school record**

- **Helped clear the way for nine 100-yard rushing games by Alabama backs this season and 19 during his career**
- **Leader of an offensive line that ranks 19th nationally and third in the SEC in fewest sacks allowed at 1.15 per game**
- **Opened holes for Doak Walker Award semifinalist Mark Ingram to rank 12th nationally in rushing with 118.62 ypg**
- **Helped Alabama average a balanced 413.8 yards per game, including 215.9 rushing and 197.9 passing**
- **The offensive line, under Johnson's leadership, has controlled the line of scrimmage as UA ranks third in the country in time of possession (33:01)**
- **Named the SEC Offensive Lineman of the Week following the Mississippi St. win**

**2009:** Mike Johnson is the Crimson Tide's most experienced offensive lineman with a school-record 53 games played and 40 straight starts ... a first-team *Associated Press* All-SEC selection ... leads an offensive front that boasts three new starters, but has cranked out 413.77 yards of total offense per game, which ranks 35th nationally and 215.85 yards on the ground - 12th in the nation ... running back Mark Ingram has been the beneficiary of the lines solid play, ranking 12th nationally in rushing at 118.6 ypg ... helped the Tide achieve impressive balance with 215.85 yards per game on the ground and 197.92 per game in the air ... helped clear the way for nine 100-yard rushers ... provided time for quarterback Greg McElroy to post a 142.01 passing efficiency rating that ranks 30th nationally ... left guard on an offensive line that is allowing just 1.15 sack per game to rank 19th nationally and third in the SEC as a unit. **Virginia Tech:** Helped the Tide grind out 268 yards rushing as the Hokies wore down in the fourth quarter and surrendered 18 points and 180 yards of offense ... opened holes for Mark Ingram to rush for 150 yards and a touchdown. **FIU:** Helped the Tide roll up 275 yards on the ground and 516 yards of total offense in a 40-14 win ... UA had its second 100-yard rusher in as many weeks as true freshman Trent Richardson pounded out 118 yards and two touchdowns ... McElroy had time to complete 18-of-24 passes for 241 yards, including a school-record 14 consecutive completions. **North Texas:** Made his 30th consecutive start for the Crimson Tide ... cleared a path for 260 rushing yards while providing time for the UA quarterbacks to complete 22-of-28 passes (78.6 percent) and two touchdowns while not surrendering a sack. **Arkansas:** Provided time for McElroy, who threw for a career-best 291 yards and three touchdowns in a rout of Arkansas ... blocked for 134 net rushing yards as Richardson ran for 65 yards with a 52-yard touchdown run that earned him his second SEC Freshman of the Week award ... Ingram pounded out 50 yards on 17 touches ... helped Alabama once again total over 400 yards (425) of total offense. **Kentucky:** Blocked for another 100 yard rusher as Mark Ingram tallied 140 yards and a 6.4 yards per carry average ... helped the team rush for over 200 yards (204) for the fifth time this season. **Mississippi:** Opened holes for Mark Ingram's 172-yard rushing effort, the fourth 100-yard



effort by a UA player this season ... helped the Tide rush for 200 yards, average 4.9 yards per carry and produce 354 yards of total offense.

**South Carolina:** Turned in an outstanding game as the Tide rushed for 264 yards on the ground in a 20-6 win over South Carolina ... cleared the path for Ingram to set the Bryant-Denny Stadium rushing record with 246 yards on 24 carries... helped open the holes for the Tide to average 6.9 yards per carry. **Tennessee:** Helped Alabama rush for 136 yards with Ingram earning 99 ... provided McElroy time to complete 62 percent of his passes and did not allow a sack. **LSU:** Paved the way for Mark Ingram's fifth 100-yard rushing effort of the season (144 yards) ... helped Alabama rush for 176 yards as a team ... the line allowed just one sack as the quarterback had time to complete 19 passes for 276 yards and two touchdowns.

**Mississippi State:** Opened holes for 444 yards of total offense, including 252 on the ground and 192 in the air ... named the SEC Offensive Lineman of the week for his efforts ... blocked for his seventh 100-yard rushing game of the season as Ingram exploded for 189 yards and two touchdowns, including a career-long 70-yard burst up the middle against a stout Bulldog defense ... led an offensive line that did not allow a sack as McElroy connected on 13-of-18 passes, no interceptions and two touchdowns. **Chattanooga:** Played only the first half as the Crimson Tide won, 45-0 ... did not allow any sacks on a first-team line ... helped clear a path for a season-high 313 rushing yards and Ingram seventh 100-yard rushing game of the season ... provided time for the quarterbacks to complete 62.5 percent of their passes.

**Auburn:** Helped Alabama engineer a fourth-quarter touchdown drive that proved to be the difference in the game as the Tide went 79 yards in 15 plays and ate up 7:03 on the clock. **Florida:** Cleared a path for 490 yards of total offense and 251 yards on the ground ... the rushing yardage was the most allowed by the Gators during Urban Meyer's tenure ... helped Ingram crack the 100-yard barrier for the eighth time this season ... the line allowed just one sack and gave time for McElroy to post a 196.53 passing efficiency rating.



• **Freshman All-SEC (Coaches & Sporting News)**

**2009:** Nico Johnson has played in 11 games as a true freshman ... made his first career start - at will linebacker - against South Carolina and has two three starts this season ... has 27 tackles, 4.5 tackles for loss (-18) and one sack. **FIU:** Earned his first career playing time coming off the bench against the Panthers. **North Texas:** Tallied a career-high four tackles with three solo stops ... one of the tackles was for a loss. **Kentucky:** Assisted on one tackle on special teams. **Mississippi:** Saw his most extensive playing time of the season as the Tide's first option at will linebacker ... made three tackles with two solo stops and forced a fumble. **South Carolina:** Started at will linebacker and tallied two tackles. **Tennessee:** Earned his second consecutive start ... tallied a career-best eight tackles, including a half a tackle for a loss ... recorded one pass breakup as the Tide surrendered just 74 rushing yards. **LSU:** Came off the bench to record two solo tackles, including his first career sack that went for a loss of 15 yards. **Mississippi**

**State:** Came off the bench at linebacker and recorded one solo tackle. **Chattanooga:** Tallied four tackles, including three solo stops ... recorded one tackle for a loss of one yard ... helped the Tide hold the Mocs to just 84 total yards of total offense. **Auburn:** Recorded one pass breakup in limited action against the Tigers' spread offense as Alabama deployed nickel and dime defenses most of the day. **Florida:** Made two solo stops, including one tackle for a loss of a yard ... helped the Tide defense hold the Gators to just 88 yards rushing and a season-low 13 points.

**JOHNSON'S CAREER STATISTICS**

Year	G-S	Tackles					Fumbles				
		TT	UT	AT	TFL	QBH	Sks	FF	FR	PBU	Int
2009	11-3	27	16	11	4.5	18	0	1.0	15	1	0-0
<b>TOTAL</b>	<b>11-3</b>	<b>27</b>	<b>16</b>	<b>11</b>	<b>4.5</b>	<b>18</b>	<b>0</b>	<b>1.0</b>	<b>15</b>	<b>1</b>	<b>0-0</b>

**JOHNSON'S CAREER HIGHS**

Tackles:	8 vs. Tennessee, 2009
TFL:	1 vs. North Texas & LSU, 2009
Yards Lost:	15 vs. LSU, 2009
QB Sacks:	1 vs. LSU, 2009
Yards Lost:	15 vs. LSU, 2009
Fumble Caused:	1 vs. Mississippi, 2009
PBU:	1 vs. Tennessee and Auburn, 2009



- **Second-Team Academic All-American**
- **First-Team Freshman All-American**
- **Helped clear the way for nine 100-yard rushing games by Alabama backs this season**

**2009:** Barrett Jones has started all 13 games this season at the right guard position ... has helped the Tide compile 413.77 yards of total offense per game, which ranks 35th nationally and 215.85 yards on the ground - 12th in the nation ... running back Mark Ingram has been the beneficiary of the lines solid play, ranking 12th nationally in rushing at 118.6 ypg ... helped the Tide achieve impressive balance with 215.85 yards per game on the ground and 197.92 per game in the air ... helped clear the way for nine 100-yard rushers ... provided time for quarterback Greg McElroy to post a 142.01 passing efficiency rating that ranks 30th nationally ... right guard on an offensive line that is allowing just 1.15 sack per game to



**SNAPSHOTS**

Mike Johnson earned First-Team All-American and First-Team All-SEC honors this season.

rank 19th nationally and third in the SEC as a unit. **Virginia Tech:** He earned his first career start in a Crimson Tide uniform ... helped the Tide put up a total of 498 yards, including 268 on the ground against the No. 7 Hokies ... provided the blocks that aided Mark Ingram to rush for 150 yards en route to being named the SEC Offensive Player of the week. **FIU:** He cleared the way for Alabama to amass 516 total yards of offense, including 275 on the ground ... provided the holes that led to 6.5 yards per carry ... helped newcomer Trent Richardson rush for 118 yards en route to being named the SEC Freshman of the Week. **North Texas:** For the third straight week, Jones helped the Tide amass at least 498 total yards (523) and 250 yards on the ground (260 yards) ... provided the holes that enabled UA to average 5.8 yards per rush and have three rushers gain over 75 yards apiece. **Arkansas:** He helped Alabama once again total over 400 yards (425) of total offense ... helped newcomer Trent Richardson earn his second SEC Freshman of the Week accolade ... provided the time for Greg McElroy to throw for 291 yards and a career-best three touchdowns. **Kentucky:** He blocked for another 100 yard rusher as Mark Ingram tallied 140 yards and a 6.4 yards per carry average ... helped the team rush for over 200 yards (204). **Mississippi:** He opened holes for Mark Ingram's 172-yard rushing effort, the fourth 100-yard effort by a UA player this season ... helped the Tide rush for 200 yards, average 4.9 yards per carry and produce 354 yards of total offense. **South Carolina:** Jones helped pave the way for Mark Ingram to rush for a career-best and Bryant-Denny Stadium record 246 yards ... led the way for the team to rush for 264 yards ... helped open the holes for the Tide to average 6.9 yards per carry. **Tennessee:** He helped Alabama quarterback Greg McElroy stay off his back as the offensive line did not allow a sack ... provided the holes for Mark Ingram to rush for 99 yards and average 5.5 yards per carry. **LSU:** Jones paved the way for Ingram's fifth 100-yard rushing effort of the season (144 yards) ... helped Alabama rush for 176 yards as a team ... the line allowed just one sack as the quarterback had time to complete 19 passes for 276 yards and two touchdowns. **Mississippi State:** Jones helped clear the way for Mark Ingram to once again rush for over 100 yards (149) ... provided the holes for the Tide to amass 252 yards on the ground ... was part of an offensive line that did not allow a sack and helped enable quarterback Greg McElroy to toss two touchdowns and complete 72 percent of his passes. **Chattanooga:** Played only the first half as the Crimson Tide routed the Mocs 45-0 ... did not allow any sacks on a first-team line that also kept the quarterback's jersey clean ... helped clear a path for a season-high 313 rushing yards and Ingram seventh 100-yard rushing game of the season ... provided time for the quarterbacks to complete 62.5 percent of their passes. **Auburn:** Helped Alabama engineer a fourth-quarter touchdown drive that proved to be the difference in the game as the Tide went 79 yards in 15 plays and ate up 7:03 on the clock. **Florida:** Cleared a path for 490 yards of total offense and 251 yards on the ground ... the rushing yardage was the most allowed

by the Gators during Urban Meyer's tenure ... helped Ingram crack the 100-yard barrier for the eighth time this season ... the line allowed just one sack and gave time for McElroy to post a 196.53 passing efficiency rating.



• **Second-Team All-SEC (Coaches)**

**2009:** Julio Jones has come through for the Crimson Tide when they have needed him most in 2009 ... has started 12 games ... has

worked to overcome injuries and become Alabama's go-to wide receiver down the stretch of the season ... has a team-best 42 catches for 573 yards and four touchdowns ... over the last six games, Jones has 29 receptions for 398 yards and three touchdowns ... 25 of his 42 receptions have been for first downs or touchdowns and eight have come on third down ... averaging 13.6 yards per catch while drawing double coverage on almost every snap ... also returned punts vs. South Carolina and boasts a 15.0 yards per return average ... missed the North Texas contest and most of the FIU game with a bruised knee. **Virginia Tech:** Caught four passes for 46 yards with two going for first downs ... also rushed one time out of the wildcat formation for minus-1 yard. **FIU:** Caught one pass for nine yards and a first down vs. the Panthers, but bruised knee on the play and did not return. **North Texas:** Did not play due to a bruised knee suffered vs. FIU. **Arkansas:** Caught his first touchdown of the season on a 50-yard strike from quarterback Greg McElroy on a double reverse out of the wildcat formation ... also hauled in another 15-yard grab ... finished with two catches for a then-season-high 65 yards. **Kentucky:** Caught two passes for 13 yards while facing double and triple coverage throughout the game ... had a nine-yard reception on third down that moved the chains for the Crimson Tide on their 97-yard drive late in the second quarter. **Mississippi:** Equalled his season high with four receptions ... totaled 42 yards in the air ... hauled in two catches that went for first downs, including



**SNAPSHOTS**

Julio Jones has 42 catches for 573 yards and four touchdowns in 2009.



one that moved the chains on third down ... battled double and triple teams for the entire game. **South Carolina:** Did not have a catch but played an outstanding game in other ways ... returned five punts for 75 yards with a long of 33 ... averaged 15.0 yards per return ... also recorded one tackle after an interception and then forced a fumble that the Tide recovered to keep possession.

**Tennessee:** Produced his best game of the season to date with seven receptions for 54 yards ... hauled in three passes for first downs, including one on third down. **LSU:** As he continues to get healthier, Jones' numbers keep going up ... came through with his biggest game of the season against LSU's stout defense, catching four passes for 102 yards - his fourth career 100-yard receiving game ... took a well executed wide receiver screen pass 73 yards for his second touchdown of the season to give the Tide a little breathing room in the fourth quarter. **Mississippi State:** Found the end zone for the second straight game on a perfectly thrown 48-yard strike from McElroy ... finished with four receptions for 66 yards as the Tide's offense again clicked in a 31-3 win at Mississippi State. **Chattanooga:** Again found the end zone, this time on a 19-yard strike over the middle from McElroy ... caught three passes for a game-high 65 yards ... two of his three catches were for first downs ... his long grab was a 44-yard post where he bodied out the defender and made a contested catch at its highest point. **Auburn:** Set a career high with nine receptions ... totaled 83 yards receiving with a long grab of 18 yards ... was a key factor in the Crimson Tide's 15-play, 79-yard, 7:03 scoring drive in the fourth quarter with four receptions for 33 yards ... all four receptions on the fourth-quarter drive went for first downs ... six of his nine receptions in the game went for first downs, including two on third down. **Florida:** Caught two passes with both going for first downs ... hauled in an 18-yard reception on the first play of the game ... snared a 10-yard pass on third down in the third quarter.

#### JONES' CAREER STATISTICS

Receiving							
Year	G-S	No.	Yards	Avg.	TD	LP	
2008	14-14	58	924	15.9	4	64	
2009	12-12	42	573	13.6	4	73	
<b>TOTAL</b>	<b>26-26</b>	<b>100</b>	<b>1,497</b>	<b>15.0</b>	<b>8</b>	<b>73</b>	

#### Rushing

Year	G-S	No.	Yards	Avg.	TD	LP
2009	12-12	2	4	2.0	0	5
<b>TOTAL</b>	<b>11-11</b>	<b>2</b>	<b>4</b>	<b>2.0</b>	<b>0</b>	<b>5</b>

#### Punt Returns

Year	No.	Yards	Avg.	TD	LP
2009	5	75	15.0	0	33
<b>TOTAL</b>	<b>5</b>	<b>75</b>	<b>15.0</b>	<b>0</b>	<b>33</b>

#### JONES' CAREER HIGHS

Receptions:	9 vs. Auburn, 2009
Yards:	126 vs. LSU, 2008
Long Play:	73 vs. LSU, 2009
Touchdowns:	1 (8 Times) Last vs. Chattanooga, 2009
Rushes:	1 vs. Virginia Tech & Florida International, 2009
Yards:	5 vs. Florida International, 2009
Long Play:	5 vs. Florida International, 2009
KO Returns:	1 vs. Western Kentucky, 2008
Yards:	10 vs. Western Kentucky, 2008



**36**

6-3 230 SO LB

**CHRIS JORDAN**

BRENTWOOD, TENN. (BRENTWOOD ACADEMY)


**2009:** Chris Jordan has played in 13 games as a reserve linebacker and has been a stalwart on special teams ... has 12 tackles, including 10 solo stops ... fourth on the team with six special teams tackles. **Virginia Tech:** Saw the field for the first time of the season ... did not record any statistics. **FIU:** JTallied one tackle on kick-off coverage. **North Texas:** Was honored by his coaches by being named the Tide's special teams player of the week ... tallied a career-high six tackles - four of which were solo. **Arkansas:** Recorded one solo tackle coming off the bench at linebacker. **Kentucky:** Played but did not have any stats. **Mississippi:** Saw extensive action on special teams but did not log any tackles. **South Carolina:** Recorded one solo tackle on special teams. **Tennessee:** Tallied one solo tackle coming off the bench. **LSU:** Came off the bench and found time on special teams but did not record any statistics. **Mississippi State:** Recorded one solo tackle on special teams. **Chattanooga:** Came off the bench but did not record any statistics. **Auburn:** Made one tackle on special teams in the Tide's 26-21 win at Auburn. **Florida:** Found time on special teams but did not record any statistics.

#### JORDAN'S CAREER STATISTICS

Year	G-S	Tackles					Fumbles				
		TT	UT	AT	TFL	QBH	Sks	FF	FR	PBU	Int
2008	10-0	3	0	3	0-0	0	0-0	0	0-0	0	0-0
2009	13-0	12	10	2	0-0	0	0-0	0	0-0	0	0-0
<b>TOTAL</b>	<b>23-0</b>	<b>15</b>	<b>19</b>	<b>5</b>	<b>0-0</b>	<b>0</b>	<b>0-0</b>	<b>0</b>	<b>0-0</b>	<b>0</b>	<b>0-0</b>

#### JORDAN'S CAREER HIGHS

Tackles:	6 vs. North Texas, 2009
----------	-------------------------



**20**

5-11 203 SR DB

**TYRONE KING**

BIRMINGHAM, ALA. (GRAMBLING/MINOR)

**2009:** Tyrone King has played in 13 games, making an impact on special teams and in the defensive backfield ... third on the team with eight tackles on special teams. **Virginia Tech:** Recorded three tackles in the Tide's win over the Hokies in the Georgia Dome. **FIU:** Made two tackles against the Panthers. **North Texas:** Played but did not record and statistics. **Arkansas:** Was honored by his coaches by being named one of the Special Teams players of the week ... recorded one tackle on kickoff return. **Kentucky:** Played but did not record any statistics. **Mississippi:** Saw action on special teams, but did not have any tackles. **South Carolina:** Put together a career-day recording career highs in five defensive categories ... saw extensive playing time with Javier Arenas sidelined with bruised ribs ... tallied seven tackles, which was second best on the team ... recorded 1.5 sacks for -10 yards ... earned defensive player of the week honors from the Tide coaching staff. **Tennessee:** Tallied one tackle on special teams. **LSU:** Made two tackles, including a solo stop on special teams. **Mississippi State:** Recorded one solo tackle coming off the bench in the secondary. **Chattanooga:** Registered one solo stop coming off the bench for the Tide. **Auburn:** Played on special teams but did not record a tackle. **Florida:** Came off the bench on special teams but did not record any statistics.

#### KING'S CAREER STATISTICS

Year	G-S	Tackles					Fumbles				
		TT	UT	AT	TFL	QBH	Sks	FF	FR	PBU	Int
2005*	8-7	15	7	8	1.0-3	0	0-0	1	0-0	2	0-0
2007	12-0	5	2	3	0-0	0	0-0	1	1-0	1	0-0
2008	14-0	15	11	4	0-0	1	0-0	2	0-0	0	0-0
2009	13-0	18	8	10	1.5-10	0	1.5-10	0	0-0	0	0-0
<b>TOTAL</b>	<b>47-7</b>	<b>53</b>	<b>29</b>	<b>25</b>	<b>2.5-13</b>	<b>1</b>	<b>1.5-10</b>	<b>4</b>	<b>1-0</b>	<b>3</b>	<b>0-0</b>

\*at Grambling State

#### KING'S CAREER HIGHS

Tackles:	7 vs. South Carolina, 2009
TFL:	1.5 vs. South Carolina, 2009
Yards Lost:	10 vs. South Carolina, 2009
Sacks:	1.5 vs. South Carolina, 2009
Yards Lost:	10 vs. South Carolina, 2009
Fumble Caused:	1 (3 Times) Last vs. Mississippi State, 2008
Fumble Recoveries:	1 vs. Arkansas, 2007
PBU:	1 vs. Houston, 2007



21

6-3 185 FR

DB

DRE

KIRKPATRICK

GADSDEN, ALA. (GADSDEN CITY)

**2009:** Dre Kirkpatrick has played in 11 games as a true freshman, finding time on special teams and in the defensive backfield ... has seven tackles. **FIU:** Earned his first career playing time in a Crimson Tide uniform ... did not record any statistics, but was a demon on the punt team and the punt coverage team ... earned special teams player of the week honors from the UA coaching staff. **North Texas:** Came off the bench and recorded his first career tackle in a Crimson Tide uniform. **Arkansas:** Came off the bench and recorded a career-best two tackles in his first SEC action. **Kentucky:** Played but did not record any statistics. **Mississippi:** Saw extensively on special teams, but did not have a tackle. **South Carolina:** Tied a career-high with two tackles, both coming on special teams. **Tennessee:** Tallied one solo tackle on special teams. **Mississippi State:** Came off the bench to assist on one tackle on special teams. **Chattanooga:** Came off the bench and found time on special teams but did not record a tackle. **Auburn:** Played on special teams but did not record any statistics. **Florida:** Saw action on special teams but did not tally any statistics.

#### KIRKPATRICK'S CAREER STATISTICS

Year	G-S	Tackles					Fumbles				
		TT	UT	AT	TFL	QBH	Sks	FF	FR	PBU	Int
2009	11-0	7	4	3	0-0	0	0-0	0	0-0	0	0-0
<b>TOTAL</b>	<b>11-0</b>	<b>7</b>	<b>4</b>	<b>3</b>	<b>0-0</b>	<b>0</b>	<b>0-0</b>	<b>0</b>	<b>0-0</b>	<b>0</b>	<b>0-0</b>

#### KIRKPATRICK'S CAREER HIGHS

Tackles: 2 vs. Arkansas and South Carolina, 2009



37

6-2 207 FR

DB

ROBERT

LESTER

FOLEY, ALA. (FOLEY)

**2009:** Robert Lester has garnered playing time in seven games ... played in his first contest in a Crimson Tide uniform against North Texas ... has tallied eight tackles, including six solo stops on the season ... named the Alabama Special Teams Player of the Week against Chattanooga. **North Texas:** Came off the bench and recorded two tackles, including a solo stop. **Arkansas:** Saw action off the bench to record one solo tackle. **South Carolina:** Came off the bench but did not record any statistics. **Mississippi State:** Found time off the bench but did not record any stats. **Chattanooga:** Tallied a career- best three tackles, including two solo stops against the Mocs was named Special Teams Player of the Week by the UA coaching staff. **Auburn:** Again was a big contributor on special teams with a solo stop and solid coverage. **Florida:** Registered a solo stop on special teams.

#### LESTER'S CAREER STATISTICS

Year	G-S	Tackles					Fumbles				
		TT	UT	AT	TFL	QBH	Sks	FF	FR	PBU	Int
2009	7-0	8	6	2	0.0-0	0	0-0	0	0-0	0	0-0
<b>TOTAL</b>	<b>7-0</b>	<b>8</b>	<b>6</b>	<b>2</b>	<b>0.0-0</b>	<b>0</b>	<b>0-0</b>	<b>0</b>	<b>0-0</b>	<b>0</b>	<b>0-0</b>



72

6-6 303 RS-FR

OL

TYLER

LOVE

MOUNTAIN BROOK, ALA. (MOUNTAIN BROOK)

**2009:** Tyler Love has been one of the first options off the bench at the offensive line ... has played in six games ... has helped the Alabama rushing attack rank 12th in the country.





4

5-10 179 SO WR

MARQUIS  
MAZE

BIRMINGHAM, ALA. (TARRANT)

**2009:** Marquis Maze has made 10 starts while seeing action in all 13 games in 2009 ... has 30 catches for 519 yards and two touchdowns ... the 25 receptions and 519 yards rank second on the team ... averages a team-best 17.3 yards per catch ... 19 of his 30 grabs have gone for UA first downs. **Virginia Tech:** Caught two passes for 57 yards and a first down ... hauled in a 48-yard reception that set up an Alabama touchdown in the 34-24 win over the No. 7 Hokies ... also rushed one time for minus-1 yard. **FIU:** Played but did not record any statistics. **North Texas:** Maze equaled his career-high with four receptions for 49 yards ... hauled in a 34-yard touchdown pass from Greg McElroy on a perfect pitch and catch in the back corner of the end zone in the first quarter vs. UNT. **Arkansas:** Caught two passes for 88 yards ... hauled in an 80-yard touchdown grab in the third quarter that tied for the sixth-longest catch in school history ... also threw a crushing block to spring Mark Ingram for a touchdown. **Kentucky:** Started but did not have any catches against the Wildcats. **Mississippi:** Started and caught a career-best four passes for 48 yards ... two catches converted first downs ... long reception was a 16-yarder from Greg McElroy. **South Carolina:** Hauled in two passes for 19 yards, including a long of 13 yards ... tallied one rush for -2 yards. **Tennessee:** Caught one pass for 19 yards in the Crimson Tide's 12-10 win ... the reception converted a first down for Alabama. **LSU:** Set a career-best with six receptions that led all receivers against No. 9 LSU ... his six grabs went for 88 yards and included a long haul of 37 yards. **Mississippi State:** Caught four passes for 55 yards including a long reception of 42 yards ... tallied one carry for seven yards. **Chattanooga:** Came off the bench but did not tally a catch. **Auburn:** Saw extensive playing time as the Tide's No. 2 wide receiver, but did not have a catch. **Florida:** Had a career day hauling in five passes for a career best 96 yards ... all five of his receptions went for first downs, including a long of 34 yards ... all five receptions led to Alabama scores.



## SNAPSHOTS

Marquis Maze has 519 yards receiving on 30 catches in 2009.

## MAZE'S CAREER STATISTICS

### Receiving

Year	G-S	No.	Yards	Avg.	TD	LP
2008	14-4	11	137	12.5	2	34
2009	13-10	30	519	17.3	2	80
<b>TOTAL</b>	<b>27-14</b>	<b>41</b>	<b>656</b>	<b>16.0</b>	<b>4</b>	<b>80</b>

### Rushing

Year	G-S	No.	Yards	Avg.	TD	LP
2008	14-4	1	1	1.0	0	1
2009	13-10	4	7	1.8	0	7
<b>TOTAL</b>	<b>27-14</b>	<b>5</b>	<b>8</b>	<b>1.6</b>	<b>0</b>	<b>7</b>

### Kickoff Returns

Year	No.	Yards	Avg.	TD	LP
2008	1	19	19.0	0	19
<b>TOTAL</b>	<b>1</b>	<b>19</b>	<b>19.0</b>	<b>0</b>	<b>19</b>

### Punt Returns

Year	No.	Yards	Avg.	TD	LP
2008	2	8	4.0	0	5
<b>TOTAL</b>	<b>2</b>	<b>8</b>	<b>4.0</b>	<b>0</b>	<b>5</b>

## MAZE'S CAREER HIGHS

Receptions:	6 vs. LSU, 2009
Yards:	96 vs. Florida, 2009
Long Play:	80 vs. Arkansas, 2009
Touchdown:	1 (4 Times) Last vs. Arkansas, 2009
Rushes:	1 (5 Times) Last vs. Mississippi State, 2009
Yards:	7 vs. Mississippi State, 2009
Punt Returns:	1 vs. Western Kentucky & Arkansas, 2008
Yards:	5 vs. Western Kentucky, 2008
Kickoff Returns:	1 vs. Arkansas, 2008
Yards:	19 vs. Arkansas, 2008



25

6-4 258 JR LB

ROLANDO  
MCCLAIN

DECATUR, ALA. (DECATUR)

- Butkus Award Winner
- Jack Lambert Award Winner
- Unanimous First-Team All-American
- Finalist for the Lott Trophy
- SEC Defensive Player of the Year (AP, Coaches & Sporting News)
- Unanimous First-Team All-SEC
- Semifinalist for the Walter Camp Player of the Year
- Semifinalist for the Lombardi Award
- Semifinalist for the Bednarik Award
- Leader of the nation's No. 2 defense
- SEC Defensive Player of the Week (at Kentucky)

- **Lott IMPACT Trophy National Player of the Week (South Carolina & Auburn)**
- **Leads team with 101 tackles and 12.5 tackles for loss (-58 yards)**
- **Has four sacks (-36 yards), a forced fumble and 14 quarterback hurries**
- **Has two interceptions that were returned for 21 yards**
- **11 straight games with at least five stops and nine games with seven tackles**
- **Four double-digit tackle games**

**2009:** Rolando McClain is the 2009 Butkus Award winner, which goes to the nation's top linebacker ... anchors a deep and talented linebacker corps that has helped the Crimson Tide rank second nationally in total defense (241.69 ypg) and rank second in rush defense (77.9) ... first-team All-American by the FWAA, AFCA and Walter Camp ... named the *Associated Press* SEC Defensive Player of the Year and a unanimous All-SEC selection ... responsible for all on-field audibles and defensive calls ... a finalist for the Lott Trophy ... one of three defensive players - and the only linebacker - among the 15 semifinalist for the Walter Camp Player of the Year ... a semifinalist for the Lombardi Award and Bednarik Award ... a midseason All-American by *Sporting News* ... a veteran of 36 starts over his three seasons at the Capstone, McClain has a team-best 101 tackles in his 13 starts in 2009 ... tied for the team lead with 12.5 tackles for loss (-58 yards) and has four sacks (-36 yards) ... ranks seventh in the SEC in total tackles ... has four double-digit tackle games this season ... third on the team with two interceptions ... has been the defensive player of the week by the UA coaching staff nine times in 13 games this season ... named the Bronko Nagurski Award National Defensive Player of the Week following the Kentucky game and the Lott IMPACT Player of the Week following the South Carolina and Auburn games. **Virginia Tech:** Led Alabama's defensive effort that surrendered just 64 yards rushing and 155 total yards against the Hokies ... made five total tackles with a team-high two sacks (-19). **FIU:** Again stuffed the opposing teams' rushing attack as the Panthers managed just one yard on 26 rushing attempts ... logged 10 total tackles with six solo stops and 1.5 tackles for loss (-3) ... added a quarterback hurry. **North Texas:** Started but gave way to reserves early in the third quarter as the Tide opened up a big lead ... notched three total tackles as UNT managed just 61 yards rushing and 186 total yards. **Arkansas:** Logged five tackles with four solo stops ... had one tackle for a loss of two yards ... held the Razorbacks to just 254 total yards, which is 284 yards below their average and just 63 yards rushing. **Kentucky:** Showed why he is the most complete linebacker in the country against the Wildcats ... in his first full game without his fellow inside linebacker Dont'a Hightower, McClain took over the game for the Tide with a season-high 12 tackles - eight solos - forced a fumble that was returned 45 yards by Courtney Upshaw for a touchdown, broke up a pass, had a quarterback hurry and intercepted a pass and returned it 25 yards to set up another Alabama touchdown ... was named the Bronko Nagurski Award Na-

tional Defensive Player of the Week and the SEC Defensive Player of the Week for his efforts. **Mississippi:** Was a force with another all-around game, this time against the No. 22 Rebels ... registered seven total tackles with four solo stops and a tackle for loss (-2) ... intercepted a pass for the second straight game ... had one quarterback hurry as the Tide held UM to 197 total yards and just 57 yards rushing. **South Carolina:** Made seven tackles as the Tide held their opponent out of the end zone for the second straight game ... named the Lott IMPACT National Player of the Week ... had five solo tackles and a tackle for loss (-2) ... registered two quarterback hurries and broke up a pass. **Tennessee:** Continued his defensive domination with an eight-tackle effort against the Volunteers ... it was his fourth straight game with at least seven tackles ... had half of a tackle for loss. **LSU:** Was all over the field against the No. 9 Tigers ... led the team with nine tackles while LSU spent most of the evening running away from McClain ... had one quarterback hurry ... helped the Tide limit the opposing rushing attack to less than 100 yards for the eighth time this season. **Mississippi State:** Notched 11 tackles and a career-high three tackles for loss (-17 yards) and one sack (-7 yards) against the Bulldogs ... helped limit MSU to just 99 yards passing and 213 total yards ... had a season-best nine solo stops as the Tide limited the Bulldogs to just three points. **Chattanooga:** Was impressive once again, making seven tackles while playing just the first half ... had a season-best three quarterback hurries and half of a tackle for loss (-1 yard) ... also broke up his second pass of the year as the Tide limited the Mocs to just 84 total yards. **Auburn:**

All over the field against the Tigers spread offense ... made a game-high 12 tackles with 1.5 tackles for loss (11) and 1.0 sack ... his fourth-quarter sack forced a three-and-out by the Tigers offense that was followed by the Tide's game-winning drive ... selected as the coaching staff's defensive player of the week ... teamed with Justin Woodall to knock down the Tigers last second hail marry pass as time expired. ... helped limit the Tigers' offense to 112 yards below their season average. **Florida:** Led a defense that limited the Gators to just 88 yards rushing and 13 points ... produced another great game with five tackles, half of a tackle for loss, three quarterback hurries and one pass breakup.

#### McCLAIN'S CAREER STATISTICS

Year	G-S	Tackles					Fumbles				
		TT	UT	AT	TFL	QBH	Sks	FF	FR	PBU	Int
2007	13-9	75	38	37	5.0-18	1	1.0-9	0	0-0	6	2-40
2008	14-14	95	48	47	12.0-45	2	3.0-22	0	2-4	7	1-12
2009	13-13	101	51	50	12.5-58	14	4.0-36	1	0-0	3	2-21
<b>TOTAL</b>		<b>40-36</b>	<b>271</b>	<b>137</b>	<b>134.25-121</b>	<b>17</b>	<b>8.0-67</b>	<b>1</b>	<b>2-4</b>	<b>16</b>	<b>5-73</b>

#### McCLAIN'S CAREER HIGHS

Tackles:	15 vs. Auburn, 2007 & Tulane, 2008
TFL:	3.0 at Mississippi State, 2009
Yards Lost:	16 vs. Mississippi State, 2009
Sacks:	2 vs. Mississippi State, 2008
Yards Lost:	12 vs. Mississippi State, 2008
QB Pressure:	3 vs. Chattanooga and Florida 2009
Interceptions:	1 (5 Times) Last vs. Mississippi, 2009
Return Yards:	23 vs. Auburn, 2007
Fumble Return:	1 vs. Kentucky, 2008
Forced Fumble:	1 vs. Kentucky, 2009
Return Yards:	4 vs. Kentucky, 2008
Touchdowns:	1 vs. Kentucky, 2008
Long Play:	17 vs. Colorado, 2007
PBU:	2 vs. Georgia, 2008 & Tennessee, 2008



#### SNAPSHOTS

Rolando McClain's performance in 2009 earned him the prestigious Butkus Award as the nation's top linebacker.





**80**

6-3 215 SR **WR**

**MIKE MCCOY**

RANKIN, MISS. (NORTHWEST)

**2009:** Mike McCoy has played in 12 games as a wide out in his senior season ... has six first down receptions ... has four receptions of 16 or more yards. **Virginia Tech:** Played in the season opener but did not record any statistics. **FIU:** Had a career game against the Panthers ... caught five passes for a career-best 100 yards ... hauled in a 24-yard touchdown in the first quarter ... had a career long reception of 35 yards ... tallied three plays of 20 or more yards and caught four passes for first downs. **North Texas:** Started at wide out for the second straight game and caught three pass for 38 yards ... had a long reception of 20 yards. **Arkansas:** Came off the bench at wide receiver but did not record any statistics. **Kentucky:** Came off the bench at wide receiver but did not record any statistics. **Mississippi:** Played in Oxford but did not have a reception against the Rebels in a 22-3 Crimson Tide win. **South Carolina:** Saw time at wide receiver but did not record a catch. **Tennessee:** Played as a reserve at wide receiver but did not record a catch. **LSU:** Played but did not record a catch. **Mississippi State:** Came off the bench but did not tally any statistics. **Chattanooga:** Saw action on senior day and hauled in two catches for 11 yards with a long of six yards. **Auburn:** Played but did not have a catch. **Florida:** Came off the bench at wide out but did not record any statistics.

#### MCCOY'S CAREER STATISTICS

##### Receiving

Year	G-S	No.	Yards	Avg.	TD	LP
2006	3-0	0	0	0.0	0	0
2007	13-9	28	207	7.4	1	23
2008	13-9	16	191	11.9	1	30
2009	12-1	10	149	14.9	1	35
<b>TOTAL</b>	<b>41-19</b>	<b>54</b>	<b>547</b>	<b>10.1</b>	<b>3</b>	<b>35</b>

\*\*Made one tackle in 2007.

#### MCCOY'S CAREER HIGHS

Receptions:	6 vs. Georgia, 2007
Yards:	100 vs. Florida International, 2009
Long:	35, vs. Florida International, 2009
Touchdowns:	1 (3 times) Last vs. Florida International, 2009
Tackles:	1 vs. Arkansas, 2007



**52**

6-2 305 SO **OL**

**ALFRED MCCULLOUGH**

ATHENS, ALA. (ATHENS)

**2009:** Alfred McCullough has played in six games as a reserve offensive lineman. Saw action at left tackle in the Crimson Tide's win over Florida in the SEC Championship Game.

#### MCCULLOUGH'S CAREER STATISTICS

Year	Tackles					Fumbles				
	G-S	TT	UT	AT	TFL	QBH	Sks	FF	FR	PBU
2007	1-0	1	0	1	0	0	0	0	1	0



**12**

6-3 220 JR **QB**

**GREG MCELROY**

SOUTHLAKE, TEXAS (SOUTHLAKE CARROLL)

**2009:** Greg McElroy has proven himself as a winner and leader of the Crimson Tide's offense ... the junior has started all 13 games and has been outstanding with 2,450 yards passing, 17 touchdowns and just four interceptions in 2009, while completing 61.1 percent of his passes ... is 13-0 as a quarterback at Alabama and 29-0 as a starting quarterback, including his senior year of high school ... moving up the UA single-season record book, ranking first in completion percentage (minimum 200 completions) at 61.1 percent, tied for second in passing touchdowns (17), fourth in yards (2,450), fifth in completions (192) and sixth in attempts (314) ... has thrown 87 straight passes without an interception dating back to

the second quarter of the LSU game ... had his string of 141 pass attempts without an interception, which was the third-longest streak in school history, broke on the first pass of the South Carolina game ... set a new Alabama record for consecutive completions against FIU by connecting on 14 straight passes ... followed that vs. North Texas by tying the school mark for highest completion percentage in a game with a minimum of 10 completions, going 13 for 15 (86.7 percent) ... ranks 30th nationally in passing efficiency at 142.01 ... has 45 passes of 16 or more yards this season ... also has one rushing touchdown. **Virginia Tech:** Found his groove in the second half, completing 9-of-12 passes for 136 yards and a touchdown ... finished the game with 230 yards on 15-of-30 passing, one touchdown and one interception ... also rushed for 28 yards ... completed two passes of 35 yards or more. **FIU:** Completed 18-of-24 passes for 241 yards and one touchdown and set the school record in the process by completing 14 consecutive passes ... was named the offensive player of the week by the Alabama coaching staff after his performance vs. FIU. **North Texas:** Carved up the Mean Green defense in just over a half of play, going 13 for 15 for 176 yards and two touchdowns ... tied the school record for highest completion percentage in a game (minimum of 10 completions) to equal Walter Lewis' 1983 performance against Mississippi ... named the offensive player of the week by the UA coaching staff. **Arkansas:** Connected on three plays of 30 yards or more, including an 80-yard touchdown strike to Marquis Maze - the sixth longest in school history - and a 50-yard touchdown to Julio Jones ... competed 17-of-24 passes for a career-high 291 yards and a career-best three touchdowns ... went 9 for 9 for 188 yards and two touchdowns in the second half ... completed his final 10 attempts against the Razorbacks. **Kentucky:** Completed 15-of-24 passes for 148 yards and two touchdowns and no interceptions ... found tight end Colin Peek on a 3-yard touchdown pass in the second quarter and then hooked up with Darius Hanks on a 7-yard strike in the third quarter. **Mississippi:** Connected on 15-of-34 passes for 147 yards with a long of 16 yards to Marquis Maze ... did not throw an interception to extend his streak ... guided the Crimson Tide to 22 points and 354 yards of total offense. **South Carolina:** Completed 10-of-20 passes for 92 yards ... threw two interceptions ... long rush went for six yards ... long completion was a 22-yard pass play to Mark Ingram. **Tennessee:** Got back on track by completing 62 percent of his passes, including a season-high seven to wide receiver Julio Jones ... passed for 120 yards and did not throw an interception ... ran three times for 22 yards with a long run of 12 yards ... was not sacked ... completed 18-of-29 passes. **LSU:** Produced 276 yards passing and two touchdowns ... completed 19-of-34 passes with one interception ... also rushed for 21 yards with a long rush of 11 yards on a quarterback draw that netted a first down ... completed his second-longest pass of the season with a 73-yard touchdown connection with Julio Jones. **Mississippi State:** Turned in his most efficient game since early in the season, hitting on 72.2 percent of his passes

(13 for 18) for 192 yards, two touchdowns and no interceptions ... both touchdown passes were of the long-distance variety, connecting on a 45-yard strike to Hanks and a 48-yard missile to Jones ... finished with a quarterback rating of 198.49 ... also rushed four times for 30 yards, including a season-long 16-yard run for a first down. **Chattanooga:** Was efficient in limited playing time as the Tide rolled to a 45-0 win and a 35-0 halftime lead ... completed 6-of-11 passes for 80 yards and a touchdown on a 19-yard strike to Jones ... also connected on a game-long 44-yard pass play to Jones ... ran two times for eight yards. **Auburn:** Produced the best drive of collegiate career, engineering a 15-play, 79-yard drive in the fourth quarter that consumed 7:03 ... completed the drive by hooking up with Roy Upchurch for a 4-yard touchdown pass on third down ... completed 7-of-8 passes on the drive for 63 yards, while converting three third down throws ... finished with 218 yards on 21-of-31 passing and two touchdowns ... also found Peek on a 33-yard touchdown strike in the second quarter. **Florida:** Named the Most Valuable Player of the SEC Championship Game ... led the Tide to a 32-13 victory and their 22nd SEC Championship ... threw for 239 yards on 12-of-18 passing ... connected on one touchdown pass, hitting Colin Peek in stride for a 17-yard strike in the third quarter ... his long play was a 69-yard hookup with Mark Ingram on a second-quarter screen play that setup a touchdown ... had two acrobatic runs that either moved the chains up setup a Tide first down ... had five explosive passes of 16 yards or more.

#### MCELROY'S CAREER STATISTICS

Year	Passing				Rushing							
	G-S	A-C-I	Pct.	Yds	TD	LP	Att	Yds	Avg.	TD	LP	
2007	2-0	8-9-0	88.9	73	1	32	0	0	0.0	0	0	
2008	6-0	8-11-1	72.7	123	1	34	0	0	0.0	0	0	
2009	13-13	192-314-4	61.1	2,450	17	80	47	110	2.3	1	16	
<b>TOTAL</b>	<b>22-13</b>	<b>208-334-5</b>	<b>62.3</b>	<b>2,646</b>	<b>19</b>	<b>80</b>	<b>47</b>	<b>110</b>	<b>2.3</b>	<b>1</b>	<b>16</b>	

#### MCELROY'S CAREER HIGHS

Attempts:	34 vs. Mississippi, 2009
Completions:	21 vs. Auburn, 2009
Yards:	291 vs. Arkansas, 2009
Long:	80 vs. Arkansas, 2009
Touchdowns:	3 vs. Arkansas, 2009
Rushes:	4 vs. Mississippi State and Florida, 2009
Yards:	30 vs. Mississippi State, 2009
Long:	16 vs. Mississippi State, 2009
Touchdowns:	1 vs. North Texas, 2009
Total Touchdowns:	3 vs. North Texas, and Arkansas, 2009



#### SNAPSHOTS

Greg McElroy was named the MVP of the SEC Championship game with 239 passing yards and one touchdown.



66

6-3 291 JR

OL

BRIAN  
MOTLEY

AUTAUGAVILLE, ALA. (AUTAUGAVILLE)

**2009:** Brian Motley has added depth off the bench at the offensive line ... has played in six games ... has helped the Alabama rushing attack rank 13th in the country.



64

6-4 323 FR

DL

KERRY  
MURPHY

HOOVER, ALA. (HOOVER)

**2009:** Kerry Murphy has played in five games as a true freshman ... has seen playing time vs. FIU, North Texas, Arkansas, South Carolina and Chattanooga ... has three tackles on the season ... had two tackles vs. FIU and one stops against Chattanooga ... also recorded a quarterback hurry vs. Arkansas.

#### MURPHY'S CAREER STATISTICS

Year	Tackles				Fumbles							
	G-S	TT	UT	AT	TFL	QBH	Sks	FF	FR	PBU	Int	
2009	5-0	3	0	3	0	1	0-0	0	0-0	0	0-0	
<b>TOTAL</b>	<b>5-0</b>	<b>3</b>	<b>0</b>	<b>3</b>	<b>0</b>	<b>1</b>	<b>0-0</b>	<b>0</b>	<b>0-0</b>	<b>0</b>	<b>0-0</b>	





**84**

6-6 255 SR TE

**COLIN PEEK**

PONTE VERDA BEACH, FLA. (GA TECH/BOLLES)

- **First-Team Academic All-American**
- **Second-Team All-SEC (AP)**

**2009:** Colin Peek has made an immediate impact for the Crimson Tide ... started 11 games and played in all 13 ... a first-team ESPN The Magazine Academic All-American ... second-team All-SEC selection by the *Associated Press* ... missed all but the first snap of the Tennessee game and all but a few plays of the LSU game with a sprained MCL that he suffered in warmups for the Tennessee game ... the Georgia Tech transfer has 26 catches on the year with 17 of those going for first downs, including six on third down ... has three touchdown receptions ... averages 12.0 yards per catch for 313 receiving yards ... has proven to be an outstanding asset as a blocker on the edge in the rushing game ... has at least one catch in 10 games this season and multiple catches in eight games ... selected to the midseason watch list for the Mackey Award, which goes to the nation's top tight end. **Virginia Tech:** Had three catches in the second half for 37 yards ... moved the chains on each of his receptions, including long of 19 yards. **FIU:** Caught one pass, a 13-yard completion that was good for an Alabama first down on a drive that led to points for the Tide. **North Texas:** Caught two passes for seven and 19 yards, respectively against the Mean Green ... both converted first downs for the Tide, including one grab on third down that led to a Crimson Tide touchdown ... named the offensive player of the week by the UA coaching staff. **Arkansas:** Caught two passes for 19 yards, including a 14-yard grab that converted a Crimson Tide first down on an eventual scoring drive. **Kentucky:** Had six receptions for 65 yards and a touchdown ... his biggest contribution of the day was a 21-yard catch over the middle on a third-and-long play with the Tide backed up to their own end zone ... the catch jump started the UA drive, which resulted in a 97-yard scoring drive that was capped with his 3-yard touchdown catch from quarterback Greg McElroy. **Mississippi:** Caught three passes for 32 yards ... converted two first downs ... long pass play was 14 yards ... his blocking keyed several long runs. **South Carolina:** Caught two passes for 21 yards with a long of 16 yards that was good for a UA first down ... helped block



## SNAPSHOTS

Colin Peek earned First-Team Academic All-American honors and Second-Team All-SEC honors.

for 264 yards rushing, including a 246-yard effort from Mark Ingram. **Tennessee:** Suffered a sprained medial colateral ligament in pre-game warmups ... started the game, but that was the only snap he played. **LSU:** Played a handful of snaps off the bench, mainly as a decoy. **Mississippi State:** He came off the bench but did not record any statistics ... helped provide the blocks that enabled Alabama to rush for 252 yards, including 149 by Ingram. **Chattanooga:** Caught his first pass in three games as he continues to recover from an injured knee ... his reception against the Mocs covered eight yards. **Auburn:** Caught three passes for 53 yards with two going for first downs ... the biggest was a 33-yard crossing route that Peek turned up field and outran the Tiger defenders to the end zone. **Florida:** Caught three passes for 39 yards with two going for a first down ... hauled in the only touchdown through the air on a 17-yard strike in the early stages of the third quarter to extend the Tide lead to 26-13 ... helped pave the way in the ground game by helping the Tide amass 251 yards on the ground, including 113 yards and three touchdowns by Ingram.

## PEEK'S CAREER STATISTICS

Year	GP-GS	Rec.	Yards	Avg.	TD	LP
2005*	9-0	0	0	0.0	0	0
2006*	Redshirt					
2007*	11-9	25	248	9.9	1	37
2008	Sat out due to transfer					
2009	13-11	26	313	12.0	3	33
<b>TOTAL</b>	<b>33-20</b>	<b>51</b>	<b>561</b>	<b>11.0</b>	<b>4</b>	<b>37</b>

\*at Georgia Tech

## PEEK'S CAREER HIGHS:

Receptions:	6 vs. Kentucky, 2009
Touchdowns:	1 (4 Times) Last vs. Florida, 2009
Yards:	65 vs. Kentucky, 2009
Long:	37 vs. Army, 2007



**39**

5-11 188 JR DB

**KYLE PENNINGTON**

CHATOM, ALA. (WASHINGTON COUNTY)

**2009:** Kyle Pennington is a reserve defensive back that has found time on special teams ... has played in three games.



**68**

6-6 290 JR OL

**TAYLOR PHARR**

IRONDALE, ALA. (SHADES VALLEY)

**2009:** Taylor Pharr has added depth along the offensive line ... found time in five games ... has helped the Tide rank 13th in rushing offense.



**13**

6-4 234 SR LB

**CORY REAMER**

HOOVER, ALA. (HOOVER)

**2009:** Cory Reamer has played in 13 games and earned seven starts as a senior ... an extremely versatile linebacker, who is also a standout player on special teams ... six starts have come at sam linebacker and one at will linebacker (at Kentucky) ... has 47 tackles with 7.0 tackles for loss (-30) and two sacks (-17) ... made his first career interception against Chattanooga ... forced one fumble, blocked a punt, broken up three passes and has two quarterback hurries ... has been a player of the week four times by the UA coaching staff, including earning both defensive and special teams honors at Mississippi. **Virginia Tech:** Started the first game of the season ... helped hold the No. 7 ranked Hokies to only 155 total yards of offense. **FIU:** Came off the bench to record one assisted tackle. **North Texas:** Again came off the bench due to the Tide's extensive use of nickel and dime formations to record one assisted tackle ... played a exten-


sively at will linebacker in the fourth quarter. **Arkansas:** Tallied a season-high three total tackles, including one for a loss of four yards. **Kentucky:** Made his first career start at will linebacker in place of Dont'a Hightower ... tallied a season-best six tackles with five being solo ... had one tackle for a loss of two yards ... was named the defensive player of the week and special teams player of the week by his coaching staff. **Mississippi:** Moved back to sam linebacker and turned in a big day, both on defense and special teams ... blocked a Mississippi punt that led to an Alabama field goal and then forced a fumble on kickoff coverage that also led to a Tide field goal ... made four solo stops, including three from his sam linebacker spot ... registered one tackle for loss (-3) on a big hit on the running back in the backfield. **South Carolina:** Turned in his most productive game of the season to date at sam linebacker ... made six tackles, including three solo stops ... had 1.5 tackles for loss and a sack (-6) ... logged his second quarterback hurry of the season as the Tide limited the Gamecocks to just 64 yards rushing. **Tennessee:** Recorded a season-high seven tackles against the Volunteers with two solo stops ... also batted down two Jonathan Crompton passes as the Crimson Tide recorded a hard-fought 12-10 win to move to 5-0 in league play. **LSU:** Tallied five tackles coming off the bench at linebacker. **Mississippi State:** Tied a season-best with seven tackles, including five solo stops en route to being named defensive player of the week by the UA coaching staff ... tallied two tackles for a loss of 14 yards, including a sack of 11 yards. **Chattanooga:** Registered his first career interception, which he returned eight yards to setup an Alabama score ... made two assisted tackles in the start ... had half of a tackle for loss (-1 yard) and broke up a pass as the Tide defense limited the Mocs to 84 total yards. **Auburn:** Saw limited action against Auburn as the Tide spent most of the game in nickel and dime defensive packages against the Tigers' spread offense. **Florida:** Tallied four tackles, including three solo stops ... recorded one pass breakup ... helped hold Florida to just 88 yards rushing and a season low 13 points.

#### REAMER'S CAREER STATISTICS

Year	Tackles					Fumbles				
	G-S	TT	UT	AT	TFL	QBH	Sks	FF	FR	PBU
2005	5-0	2	2	0	0-0	0	0-0	0	0-0	0
2006	2-0	2	1	1	0-0	0	0-0	0	1-0	0
2007	13-0	2	2	0	0-0	0	0-0	0	0-0	0
2008	14-11	35	16	19	6.0-16	1	1.0-8	1	0-0	0
2009	13-7	47	26	21	7.0-30	3	2.0-17	1	1-0	3
<b>TOTAL</b>	<b>47-18</b>	<b>87</b>	<b>47</b>	<b>40</b>	<b>13.0-45</b>	<b>4</b>	<b>3.0-25</b>	<b>2</b>	<b>2-0</b>	<b>3</b>

#### REAMER'S CAREER HIGHS

Tackles:	7 (3 Times) Last vs. Mississippi State, 2009
TFL:	2 vs. Tulane, 2008 & Mississippi State, 2009
Yards Lost:	14 vs. Mississippi State, 2009
Sacks:	1 (3 Times) Last vs. Mississippi State, 2009
Yards Lost:	11 vs. Mississippi State, 2009
Interceptions:	1 vs. Chattanooga, 2009
Yards:	8 vs. Chattanooga, 2009
QB Pressure:	1 (4 Times) Last vs. Chattanooga, 2009
Fumble Caused:	1 vs. Clemson, 2008 and Mississippi, 2009
Fumble Recovered:	1 vs. Vanderbilt, 2006 and Mississippi, 2009
PBU:	2 vs. Tennessee, 2009
Blocked Punt:	1 vs. Mississippi, 2009



**SNAPSHOTS**

Cory Reamer recorded his first interception against UTC and returned it eight yards.



**3**

5-11 220 FR RB

**TRENT RICHARDSON**

PENSACOLA, FLA. (ESCAMBIA)

- Honorable Mention Freshman All-American
- Freshman All-SEC (Coaches, Sporting News)

**2009:** Trent Richardson has been an explosive option at running back off the bench for the Crimson Tide as a true freshman in 2009 ... has 642 yards rushing on 126 carries in 13 games ... averages 51. yards per carry with six touchdowns ... ranks 16th in the SEC in rushing with 49.38 yards per game ... also has 14 receptions for 107 yards ... has a reception in 9-of-13 games ... 33 rushes and six receptions have gone for a first down or touchdown ... has 10 explosive rushes of 12 yards or more ... averaging 59.2 all-purpose yards per game ... his long rush was a 52-yard burst vs. Arkansas where he broke five tackles on his way to the end zone. **Virginia Tech:** Came off the bench late in the second half to rush for 10 yards on three carries. **FIU:** Saw more extensive playing time after Roy Upchurch sprained an ankle early in the first half and Mark Ingram was limited with the flu ... took advantage of that playing time, rushing for 118 yards on 15 carries with two touchdowns ... also caught two pass-



es for 23 yards ... had three first-down rushes and two first-down receptions vs. the Panthers. **North Texas:** Carried the ball 11 times for 87 yards for a 7.9 yards per carry average ... scored his third touchdown of the season with a one-yard run in the second quarter ... caught one pass for three yards ... had four rushes that were good for first downs. **Arkansas:** Produced one of the best runs of the 2009 college football season with his 52-yard burst up the Alabama sideline for the Tide's first score against the Razorbacks ... bounced off and ran through five Hog tacklers and then out ran an Arkansas defensive back to the end zone ... finished with 65 yards on nine carries ... also caught two passes for 16 yards. **Kentucky:** Carried the ball 14 times for 26 yards against a tough Kentucky rush defense ... also caught one pass for nine yards that went for a first down. **Mississippi:** rushed nine times for 40 yards as the Tide rolled up 200 yards rushing ... hauled in one reception for nine yards ... had one rush that converted a first down on a 10-yard scamper ... also saw playing time on special teams. **South Carolina:** Gained 13 yards on five carries against the Gamecocks ... also caught two passes for 11 yards ... picked up first downs for the Tide with a 14-yard run and a nine-yard pass. **Tennessee:** Accounted for 18 yards on eight carries ... had two rushes that resulted in first downs for the Crimson Tide ... caught one pass for two yards. **LSU:** Carried the ball six times for 27 yards ... averaged 4.5 yards per rush ... broke free for a long rush of 11 yards against the Tigers, which was good for an Alabama first down. **Mississippi State:** Was explosive off the bench against the Bulldogs with 47 yards on 11 carries ... broke free for an 18-yard run in the second quarter to set up an Alabama touchdown. **Chattanooga:** Found the end zone for the fifth time on a two-yard plunge in the first quarter ... carried the ball nine times for 60 yards ... picked up four first downs ... caught one pass for three yards. **Auburn:** Saw his most extensive playing time to date with 15 carries for 51 yards and a two-yard touchdown run ... also caught three passes for 31 yards, including a 17-yard reception on the Tide's game-winning drive that converted a first down. **Florida:** Again proved to be a valuable weapon in the Crimson Tide's offensive attack ... rushed for 80 yards on 11 carries for a 7.27 yards per carry average against the nation's No. 1 defense ... broke free for a 25-yard run as the Tide clinched the SEC Championships with a 32-13 win.

#### RICHARDSON'S CAREER STATISTICS

Year	Rushing					Receiving				
	G-S	Att	Yds	Avg.	TD	LP	No.	Yds	Avg.	TD
2009	13-0	126	642	5.1	6	52	14	107	7.6	0
<b>TOTAL</b>	<b>13-0</b>	<b>126</b>	<b>642</b>	<b>5.1</b>	<b>6</b>	<b>52</b>	<b>14</b>	<b>107</b>	<b>7.6</b>	<b>0</b>

\*Made one tackle in 2009.

#### RICHARDSON'S CAREER HIGHS

Rushes:	15 vs. Florida International and Auburn, 2009
Yards:	118 vs. Florida International, 2009
Long Play:	52 vs. Arkansas, 2009
Touchdowns:	2 vs. Florida International, 2009
Receptions:	3 vs. Auburn, 2009
Yards:	31 vs. Auburn, 2009
Long Play:	17 vs. Auburn, 2009
Tackles:	1 vs. Virginia Tech, 2009



#### SNAPSHOTS

Trent Richardson rushed for 51 yards on 15 carries against cross-state rival Auburn.



**2009:** Chris Rogers has played in 13 games as a reserve defensive back and a key member of the special teams ... has six special teams tackles on the year and 10 total tackles. **Virginia Tech:** Made a critical play for the Tide on special teams when he forced a fumble and then recovered it on the Hokie 21-yard line, which led to three points. **FIU:** He played but did not record any statistics. **North Texas:** Rogers came off the bench but did not record any statistics. **Arkansas:** Was recognized by his coaching staff as one of the special teams players of the week ... had a season-high three total tackles, including two solo stops. **Kentucky:** Recorded one solo tackle on special teams. **Mississippi:** Registered one solo

tackle in the Tide win. **South Carolina:** Tallied one solo tackle on special teams. **Tennessee:** Played a role on special teams but did not record any statistics. **LSU:** Came off the bench and found time on special teams but did not record a tackle. **Mississippi State:** Played on special teams but did not record any statistics. **Chattanooga:** Recorded two solo tackles and one pass breakup in extensive time in the defensive backfield. **Auburn:** Saw extensive action on special teams, but did not record any statistics. **Florida:** Tallied one solo stop on kickoff coverage as the Tide clinched their 22nd SEC Championship.

#### ROGERS' CAREER STATISTICS

Year	Tackles					Fumbles				
	G-S	TT	UT	AT	TFL	QBH	SKs	FF	FR	PBU
2006	13-0	9	4	5	0-0	0	0-0	0	1-0	0
2007	9-0	10	7	3	0-0	0	0-0	0	0-0	0
2008	14-0	13	10	3	0-0	0	0-0	0	0-0	1
2009	13-0	10	9	1	0-0	0	0-0	1	1-0	1
<b>TOTAL</b>	<b>49-0</b>	<b>42</b>	<b>30</b>	<b>12</b>	<b>0-0</b>	<b>0</b>	<b>0-0</b>	<b>1</b>	<b>2-0</b>	<b>1-6</b>

#### ROGERS' CAREER HIGHS

Tackles:	4 vs. Western Carolina, 2007
Interception:	1 vs. Arkansas, 2008
Forced Fumble:	1 vs. Virginia Tech, 2009
Fumble Recoveries:	1 vs. Okla. St., 2006 & Virginia Tech, 2009

**50**

6-0 210 SR

SNP

**BRIAN  
SELMAN**

VESTAVIA HILLS, ALA. (VESTAVIA HILLS)

**2009:** Brian Selman has started all 13 games as a long snapper ... perfect on 126 snaps in 2009. **Virginia Tech:** Recovered a fumble on punt coverage on the Hokies 16 yard line that led to three Tide points ... was perfect on seven field goal or extra point snaps and five long snaps on punts. **FIU:** Was good on 10 total snaps vs. the Panthers ... made one tackle on special teams. **North Texas:** Was good on 10 total snaps vs. the Mean Green, including two field goals, one punt and seven extra points. **Arkansas:** Converted 12 total snaps vs. the Razorbacks, seven punts and five extra points. **Kentucky:** Was good on 10 total snaps vs. the Wildcats, five punts and five extra points. **Mississippi:** Finished 12-for-12 snapping against the Rebels with six field goal/extra point snaps and six long snaps on punts. **South Carolina:** Was perfect on eight total snaps against the Gamecocks ... tallied seven good snaps on three field goals, two extra points and three punts. **Tennessee:** Perfect on seven snaps against the Vols ... got off three perfect snaps on punts and four on field goal attempts. **LSU:** Snapped nine times against the Tigers ... flawless on five punts, and four field goals. **Mississippi State:** Perfect on all 10 snaps ... he converted five snaps each on field goal and punt attempts. **Chattanooga:** was good on 10 snaps ... hit on two punt attempts and eight field goals. **Auburn:** Made good on all 10 snaps against the Tigers ... had three field goals snaps, two extra point snaps and five long snaps on punts. **Florida:** Was perfect on all seven of his snaps, including one field goal attempt, four extra points and two punts.

**26**

5-9 200 SR

DB

**ALI  
SHARRIEF**

STEVENSON, ALA. (NORTH JACKSON)

**2009:** Ali Sharrief has played in 13 games and made his first start in the dime package against Auburn ... one of the first options off the bench in the defensive backfield ... second on the team with nine special teams tackles ... has 21 tackles on the season, including 11 solo stops and two quarterback hurries. **Virginia Tech:** Played in his first game of the season but did not record any statistics. **FIU:** Recorded two tackles on the day with one coming on kick-off coverage. **North Texas:** Tied a career-high with four tackles with one solo stop. **Arkansas:** Tallied three tackles, including two solo stops. **Kentucky:** Recorded two solo tackles on special teams. **Mississippi:** Played but did not have any statistics in the Crimson Tide's 22-3 win in Oxford. **South Carolina:** Assisted on one tackle on special teams. **Tennessee:** Tallied one special teams tackle against the Vols. **LSU:** Came off the bench but did not record any statistics. **Mississippi State:** Registered two tackles, finding time in the secondary and on special teams. **Chattanooga:** Record one tackle coming off the bench and hurried the quarterback twice. **Auburn:** Had a career high five total tackles against the Tigers ... made two solo stop and three assisted tackles ... one tackle came on special teams. **Florida:** Came off the bench to help in the Tide's dime defense ... played his regular role on kickoff coverage.

**SHARRIEF'S CAREER STATISTICS**

Year	Tackles					Fumbles				
	G-S	TT	UT	AT	TFL	QBH	SKs	FF	FR	PBU Int
2006	13-0	0	0	0	0.0-0	0	0-0	0	0-0	0 0-0
2007	13-0	21	17	4	1.0-1	1	0-0	0	0-0	1 0-0
2008	14-2	31	20	11	2.5-7	4	0-0	0	0-0	5 0-0
2009	13-1	21	11	10	0-0	2	0-0	0	0-0	0 0-0
<b>TOTAL</b>	<b>53-3</b>	<b>73</b>	<b>48</b>	<b>25</b>	<b>3.5-8</b>	<b>7</b>	<b>0-0</b>	<b>0</b>	<b>0-0</b>	<b>6 0-0</b>

\*Played running back in 2006 and had six carries for 38 yards (6.3 avg).

**SHARRIEF'S CAREER HIGHS**

Tackles:	4 (7 Times) Last vs. Auburn, 2009
TFL:	1 (4 Times) Last vs. Tennessee, 2008
Yards Lost:	3 vs. Clemson, 2008
QB Pressure:	2 vs. Chattanooga, 2008
PBU:	1 (5 Times) Last vs. LSU, 2008
Rushes:	3 vs. Louisiana-Monroe, 2006
Yards:	31 vs. Louisiana-Monroe, 2006
Long Play:	21 vs. Louisiana-Monroe, 2006

**17**

6-3 233 SO

TE

**BRAD  
SMELLEY**

TUSCALOOSA, ALA. (AMERICAN CHRISTIAN)

**2009:** Brad Smelley is a versatile tight end that can block and catch ... has played in 12 games and earned two starts at the h-back spot ... has seven receptions for 50 yards ... averaging 7.1 yards per catch ... a regular on the Tide's kickoff return team. **Virginia Tech:** Made first career start at h-back in the season opener ... did not record any statistics. **FIU:** Came off the bench to record one catch for -1 yard. **North Texas:** Tallied two catches for 13 yards ... had a long reception of seven yards vs. the Mean Green. **Arkansas:** Played but did not record and statistics. **Mississippi:** Did not catch a pass, but was outstanding as a blocker and on special teams. **South Carolina:** Came off the bench but did not tally a catch ... helped block for an offense that recorded 302 yards on the ground. **Tennessee:** Caught one pass for 10 yards. **LSU:** Caught one pass for 10 yards and helped block for Mark Ingram who rushed for 144 yards. **Mississippi State:** Came off the bench but did not record a catch ... helped provide the blocks for a Tide offense that amassed 252 yards on the ground, including 149 by Mark Ingram. **Chattanooga:** Hauled in two passes for 18 yards, including a long of 11 ... helped provide the blocks for a Tide rushing attack that amassed 313 yards. **Auburn:** A reserve option for the Crimson Tide at h-back ... did not record any statistics ... also started on kickoff return. **Florida:** Did not record any statistics coming off the bench at H-back and on special teams.

**SMELLEY'S CAREER STATISTICS**

Receiving						
Year	G-S	No.	Yards	Avg.	TD	LP
2008	8-0	7	98	14.0	0	37
2009	12-2	7	50	7.1	0	10
<b>TOTAL</b>	<b>20-2</b>	<b>14</b>	<b>148</b>	<b>10.6</b>	<b>0</b>	<b>37</b>

**SMELLEY'S CAREER HIGHS**

Receptions:	2 vs. Mississippi State, 2008, North Texas, 2009
Yards:	46 vs. Mississippi State, 2008
Long Play:	37 vs. Mississippi State, 2008





**94**

5-10 170 FR PK

**JEREMY SHELLEY**

RALEIGH, N.C. (BROUGHTON)

**2009:** Jeremy Shelley has served as the backup place kicker for the Crimson Tide ... made his collegiate debut late in the Chattanooga game but missed his only attempt on the season ... converted his only extra point attempt.

#### SHELLEY'S CAREER STATISTICS

Year	Extra Points			Field Goals			Lng	Pts.
	G-S	XP-A	Pct.	FG-A	Pct.			
2009	1-0	1-1	100.0	0-1	0.0	0	0	1
<b>TOTAL</b>	<b>1-0</b>	<b>1-1</b>	<b>100.0</b>	<b>0-1</b>	<b>0.0</b>	<b>0</b>	<b>0</b>	<b>1</b>



**90**

6-4 275 JR DL

**MILTON TALBERT**

HATTIESBURG, MISS. (HATTIESBURG)

**2009:** Milton Talbert is a reserve defensive lineman that has found time in one game ... has assisted on one tackle in his lone appearance against Chattanooga.

#### TALBERT'S CAREER STATISTICS

Year	G-S	Tackles				Fumbles			
		TT	UT	AT	TFL	QBH	Sk	FF	FR
2007	4-0	1	0	1	0.0	0	0-0	0	0-0
2008	4-0	2	1	1	0.0	0	0-0	0	0-0
2009	1-0	1	0	1	0-0	0	0-0	0	0-0
<b>TOTAL</b>	<b>5-0</b>	<b>4</b>	<b>1</b>	<b>3</b>	<b>0.0</b>	<b>0</b>	<b>0-0</b>	<b>0</b>	<b>0-0</b>



**99**

6-2 212 SR PK

**LEIGH TIFFIN**

MUSCLE SHOALS, ALA. (MUSCLE SHOALS)

- **First-Team All-American (Associated Press)**
- **Second-Team All-American (Walter Camp)**
- **Finalist for the Lou Groza Award**
- **First-Team All-SEC (AP, Coaches & Sporting News)**
- **First nationally in field goals with 29**
- **Ranks ninth nationally and first in the SEC in scoring at 9.62 points per game**
- **The NCAA's active leader in field goals (82) made and total points (378)**
- **Just five field goals shy of the NCAA career record (87)**
- **Just two field goals shy of the single-season NCAA mark (31)**
- **Alabama career leader field goals (82) and points (378)**
- **Three times selected as the Lou Groza Award "Star of the Week"**

- **SEC Special Teams Player of the Week after hitting four field goals in a 12-10 win over Tennessee**
- **Owns the top three single-season kick scoring years in school history, including the spot with 125 points this season**

**2009:** Leigh Tiffin has been almost automatic on field goals for the Crimson Tide as a senior ... leads the nation in field goals made at 2.23 per game ... is ninth nationally and first in the SEC in scoring at 9.62 points per game ... a finalist for the Lou Groza Award, which goes to the nation's top place-kicker ... has connected on 29-of-33 field goals and 38-of-41 extra-point attempts ... is 23-of-25 from 39 yards and in this season ... has hit 23 of his last 25 field goal attempts and 12 of 13 ... is the NCAA's active leader in career field goals (82) and total points (378) ... has 125 points on the season, which is the top-kick scoring mark in Alabama history ... has the top-three single-season kick-scoring seasons in school history with 111 in 2007 and 106 in 2008 ... also set Alabama records for single-season field goals (29) and career field goals (82) ... has been named a Lou Groza "Star of the Week" three times this season, including vs. Virginia Tech, at Mississippi and at home vs. Tennessee ... averaging 63.9 yards on kickoffs with a career-high 13 touchbacks. **Virginia Tech:** Tied his career-high with four field goals ... connected from 49, 34, 32 and 20 yards ... went 4 for 5 missing a 36-yarder at the end of the first half ... was 2 for 2 on extra points ... was named the Lou Groza "Star of the Week" for his efforts. **FIU:** Was 2 for 3 on field goal attempts, connecting from 23 and 29 yards ... also made all four extra points. **North Texas:** Hit both of his field goals, converting from 35 and 20 yards ... was 5 for 7 on extra points ... had one touchback on kickoffs. **Arkansas:** Con-



**SNAPSHOTS**

Placekicker Leigh Tiffin was a finalist for the Lou Groza Award, an honor bestowed to the nation's best kicker.

nected on all five extra points ... did not attempt a field goal ... kicked off six times and averaged 64.3 yards per with a career-high two touchbacks. **Kentucky:** Made his only field goal attempt, from 36 yards, in brisk swirling winds at UK's Commonwealth Stadium ... was also good on all five extra point tries ... averaged 59.4 yards on seven kickoffs ... tied his career best with two touchbacks. **Mississippi:** Named the Lou Groza "Star of the Week" for his efforts against the Rebels ... connected on a career-best five field goals (5 for 5) with kicks of 25, 21, 22, 21 and 31 yards ... scored 16 of the Crimson Tide's 22 points ... averaged 64.7 yards on seven kickoffs with one touchback. **South Carolina:** Connected on 2-of-3 field goals and both extra points to compile eight total points ... hit on field goals from 25 and 35 yards while missing an attempt from 49 yards. **Tennessee:** He was named a Lou Groza Award "Star of the Week" for the third time this season after hitting on 4-of-4 field goals and scoring all 12 points in a 12-10 win over Tennessee ... connected from 38, 50, 22 and 49 yards to lift the Crimson Tide to victory. **LSU:** Was true on three field goal attempts, connecting from 28, 20 and 40 yards ... the 40-yard kick with 3:04 remaining in the game gave Alabama a nine-point lead and sealed the victory ... made his only extra-point try ... averaged 67.7 yards on six kickoffs and tied his career-high with two touchbacks. **Mississippi State:** Made his only field goal attempt of the game, connecting on a 39-yard attempt from the right-hash mark ... was also good on four extra-point attempts ... averaged 64 yards on six kickoffs. **Chattanooga:** Made his only field goal attempt with a 41-yarder in the third quarter ... was good on five extra-point tries ... averaged 68.7 yards on seven kickoffs with a career-high-tying two touchbacks. **Auburn:** Was good on 2-of-3 field goals, hitting from 31 and 27 yards ... made both extra point attempts ... averaged 59.0 yards on six kickoffs with one touchback. **Florida:** Connected on both field goal attempts, hitting from 48 yards and 34 yards ... scored eight points ... averaged 68.3 on seven kickoffs with one touchback.

#### TIFFIN'S CAREER STATISTICS

Year	Extra Points			Field Goals			Pts.
	G-S	XP-A	Pct.	FG-A	Pct.	Lng	
2006	5-3	12-13	92.3	8-13	61.5	47	36
2007	13-13	36-36	100	25-34	73.5	51	111
2008	14-14	46-47	97.9	20-29	69.9	54	106
2009	13-13	38-41	92.7	29-33	87.8	50	125
<b>TOTAL</b>	<b>45-43</b>	<b>132-137</b>	<b>96.4</b>	<b>82-109</b>	<b>75.2</b>	<b>54</b>	<b>378</b>

#### FG Breakdown

	10-19	20-29	30-39	40-49	50+
2006	0-0	3-3	3-7	2-3	0-0
2007	0-0	12-13	3-6	8-13	2-2
2008	0-0	7-8	9-11	2-7	2-3
2009	0-0	13-13	10-12	5-7	1-1

#### TIFFIN'S CAREER HIGHS

PAT Made: 7 vs. Western Carolina, 2007 & Arkansas, 2008  
 PAT Attempts: 7 vs. Western Carolina, 2007 & Arkansas, 2008  
 FG Made: 5 vs. Mississippi, 2009  
 FG Attempts: 5 (5 Times) Last vs. Mississippi, 2009  
 Long: 54 vs. Clemson, 2008  
 Blocked: 1 vs. Mississippi, 2007  
 Points: 16 vs. Mississippi, 2009  
 Kickoffs: 9 vs. Western Carolina, 2007  
 Yards: 519 vs. Western Carolina, 2007  
 Average: 68.9 vs. Louisiana-Monroe, 2007  
 Touchbacks: 2 (4 Times) Last vs. LSU, 2009



**87**

6-4 231 SO TE

**CHRIS UNDERWOOD**

BIRMINGHAM, ALA. (VESTAVIA HILLS)

**2009:** Chris Underwood has been a valuable special teams player for the Tide and a reserve tight end ... has played in nine games in 2009 against North Texas, Kentucky, Mississippi, South Carolina, Tennessee, LSU, Mississippi State, Chattanooga and Auburn.

#### UNDERWOOD'S CAREER STATISTICS

Year	Receiving						
	G-S	No.	Yards	Avg.	TD	LP	
2008	8-0	0	0.0	0	0	0	
2009	9-0	0	0.0	0	0	0	
<b>TOTAL</b>	<b>17-0</b>	<b>0</b>	<b>0.0</b>	<b>0</b>	<b>0</b>	<b>0</b>	



**5**

6-0 205 SR RB

**ROY UPCHURCH**

TALLAHASSEE, FLA. (GODBY)

**2009:** Roy Upchurch made his first career start in the second game of the 2009 season against FIU ... the senior has rushed for 290 yards in 12 games with one touchdown while catching 12 passes for 72 yards and a score ... caught his first career touchdown pass on the Tide's game-winning drive at Auburn late in the fourth quarter. **Virginia Tech:** Exploded for 90 yards on seven carries for a 12.9 yards per carry average ... broke free on runs of 33 and 34 yards against the Hokies and then scored



#### SNAPSHOTS

Roy Upchurch caught the game-winning touchdown pass against Auburn, a four-yard toss from Greg McElroy.

on a 19-yard run where he ran over a Tech defender to get into the end zone. **FIU:** Earned his first start, but left the game with a sprained ankle after just four carries for 17 yards. **Arkansas:** Played on a limited basis coming off of a high-ankle sprain ... caught three passes for 30 yards vs. the Hogs for two first downs ... both first downs came on third down. **Kentucky:** Rushed one time for 13 yards and caught two passes for no yards. **Mississippi:** Saw very limited playing time as he continued to nurse a sprained ankle. **South Carolina:** Carried the ball four times for 27 yards ... had a long carry of 15 yards ... recorded two receptions for 18 yards, including a long of 14 yards. **Tennessee:** Caught two passes out of the backfield for six yards ... had one rush for -3 yards. **LSU:** Came off the bench but did not record a carry. **Mississippi State:** Carried the ball five times for 19 yards with a long of five yards ... hauled in one pass for three yards. **Chattanooga:** He rushed for 70 yards on 17 carries and scored a touchdown ... his touchdown came on a 21-yard scamper in the fourth quarter ... was part of an Alabama rushing attack that amassed 313 yards. **Auburn:** Caught two passes for 15 yards ... made maybe the biggest play of his career with a 4-yard touchdown grab on third-and-goal with 1:24 remaining in the game to beat Auburn 26-21 ... also had one tackle on special teams. **Florida:** Came off the bench in third down situations ... rushed the ball seven times for 57 yards, including a long of 29 ... was part of a rushing attack that amassed 251 yards against the No. 1 nationally ranked defense.

#### UPCHURCH'S CAREER STATISTICS

Year	Rushing					Receiving				
	G-S	Att	Yds	Avg.	TD	LP	No.	Yds	Avg.	TD
2006	4-0	1237	3.12	7	0	0	0	0	0	0
2007	12-0	50	244	4.7	1	25	7	51	7.3	0
2008	10-0	58	350	6.0	4	62	9	101	11.2	0
2009	12-1	46	290	6.3	2	34	12	72	6.0	1
<b>TOTAL</b>	<b>38-1</b>	<b>166</b>	<b>914</b>	<b>5.5</b>	<b>9</b>	<b>62</b>	<b>28</b>	<b>224</b>	<b>8.0</b>	<b>1</b>



# UPCHURCH'S CAREER HIGHS

Rushes:	17 vs. Chattanooga, 2009
Yards:	91 vs. Arkansas, 2008
Long:	62 vs. Arkansas, 2008
Touchdowns:	2 vs. Louisiana-Monroe, 2006
Receptions:	3 vs. Arkansas, 2009
Yards:	51 vs. Georgia, 2008
Touchdowns:	1 vs. Auburn, 2009
Long Play:	29 vs. Georgia, 2008



41

6-2 249 SO LB

COURTNEY  
UPSHAW

EUFAULA, ALA. (EUFAULA)

**2009:** Courtney Upshaw made his first-career start at Kentucky at jack linebacker ... has played in all 13 games and made 14 total tackles and four quarterback hurries ... has returned one fumble recovery 45 yards for a touchdown and one sack. **Virginia Tech:** He made first appearance of the season on special teams ... recorded one tackle. **FIU:** Upshaw recorded one tackle on special teams and saw time at linebacker. **North Texas:** He came off the bench to record one solo tackle. **Arkansas:** Upshaw recorded one assisted tackle in his SEC season debut. **Kentucky:** He had a career game against the Wildcats ... tallied four solo tackles and had a sack for a loss of a yard ... returned a fumble 45 yards for a key touchdown at the end of the first half against the Wildcats ... added a quarterback hurry. **Mississippi:** Upshaw was a reserve linebacker at the jack for the Crimson Tide ... did not make a tackle. **South Carolina:** He tallied one solo tackle coming off the bench at the jack linebacker position. **Tennessee:** Upshaw came off the bench at linebacker but did record any statistics. **LSU:** He came off the bench but did not record any statistics. **Mississippi State:** Upshaw came off the bench and tallied two tackles. **Chattanooga:** He assisted on two tackles and tallied one quarterback hurry. **Auburn:** Made one assisted tackle on special teams in the Tide's 26-21 win. **Florida:** Came off the bench to tally one quarterback hurry ... helped hold the Gator attack to just 88 yards rushing and a season low 13 points.

# UPSHAW'S CAREER STATISTICS

Year	G-S	Tackles				Fumbles						
		TT	UT	AT	TFL	QBH	Sks	FF	FR	PBU	Int	
2008	13-0	22	12	10	3.0-3	1	0-0	0	0-0	2	0-0	
2009	13-1	14	7	7	1.0-1	4	1.0-1	0	1-45	0	0-0	
<b>TOTAL</b>	<b>26-1</b>	<b>36</b>	<b>19</b>	<b>17</b>	<b>4.0-4</b>	<b>5</b>	<b>1.0-1</b>	<b>0</b>	<b>1-45</b>	<b>2</b>	<b>0-0</b>	

# UPSHAW'S CAREER HIGHS

Tackles:	6 vs. Western Kentucky, 2008
TFL:	1 vs. (4 Times) Last vs. Kentucky, 2009
Yards Lost:	1 vs. (3 Times) Last vs. Kentucky, 2009
Sacks:	1 vs. Kentucky, 2009
Yards Lost:	1 vs. Kentucky, 2009
PBU:	1 (3 Times) Last vs. Florida, 2009
Fumble Recoveries:	1 vs. Kentucky, 2009
Yards:	45 vs. Kentucky, 2009
Touchdowns:	1 vs. Kentucky, 2009



73

6-2 294 JR OL

WILLIAM  
VLACHOS

BIRMINGHAM, ALA. (MOUNTAIN BROOK)

• Fourth-Team All-SEC (Phil Steele)

**2009:** William Vlachos is one of three new starters on the offensive line ... has helped the Tide compile 413.77 yards of total offense

per game, which ranks 35th nationally and 215.85 yards on the ground - 12th in the nation ... running back Mark Ingram has been the beneficiary of the lines solid play, ranking 12th nationally in rushing at 118.6 ypg ... helped the Tide achieve impressive balance with 215.85 yards per game on the ground and 197.92 per game in the air ... helped clear the way for nine 100-yard rushers ... provided time for quarterback Greg McElroy to post a 142.01 passing efficiency rating that ranks 30th nationally ... center on an offensive line that is allowing just 1.15 sack per game to rank 19th nationally and third in the SEC as a unit. **Virginia Tech:** Helped the Tide put up a total of 498 yards, including 268 on the ground against the No. 7 Hokies ... provided the blocks that aided Mark Ingram to being named the SEC Offensive Player of the week. **FIU:** Helped Alabama amass 516 total yards of offense, including 275 on the ground ... provided the holes that led to 6.5 yards per carry ... helped newcomer Trent Richardson rush for 118 yards en route to being named the SEC Freshman of the Week. **North Texas:** For the third straight week Vlachos helped the Tide amass at least 498 total yards (523) and 250 yards on the ground (260) ... provided the holes that enabled the Tide to average 5.8 yards per carry and have three rushers tally over 75 yards apiece. **Arkansas:** Vlachos helped Alabama once again total over 400 yards (425) of total offense ... helped newcomer Trent Richardson earn his second SEC Freshman of the Week accolade ... provided the time for Greg McElroy to throw for 291 yards and a career-best three touchdowns. **Kentucky:** Blocked for another 100 yard rusher as Mark Ingram tallied 140 yards and a 6.4 yards per carry average ... helped the team rush for over 200 yards (204) ... was named the offensive player of the week by the Alabama coaching staff. **Mississippi:** Opened holes for Mark Ingram's 172-yard rushing effort, the fourth 100-yard effort by a UA player this season ... helped the Tide rush for 200 yards,



# SNAPSHOTS

William Vlachos helped the Crimson Tide put up 268 yards on the ground against the No. 7 Hokies.

average 4.9 yards per carry and produce 354 yards of total offense. **South Carolina:** Helped pave the way for Mark Ingram to rush for a career-best and Bryant-Denny Stadium record 246 yards ... led the way for the team to rush for 264 yards ... helped open the holes for the Tide to average 6.9 yards per carry. **Tennessee:** Provided time for Alabama quarterback Greg McElroy stay off his back as the offensive line did not allow a sack ... provided the holes for Mark Ingram to rush for 99 yards and average 5.5 yards per carry. **LSU:** Helped provide the holes and time for Alabama to compile 452 total yards of offense ... paved the way for Mark Ingram to scamper for 144 and average 6.5 yards per carry ... kept Greg McElroy upright to throw for 276 yards and two touchdowns. **Mississippi State:** Cleared the way for Mark Ingram to once again rush for over 100 yards (149) ... provided the holes for the Tide to amass 252 yards on the ground ... was part of an offensive line that did not allow a sack and helped enable quarterback Greg McElroy to toss two touchdowns and complete 72 percent of his passes. **Chattanooga:** Played only the first half as the Crimson Tide routed the Mocs 45-0 ... did not allow any sacks on a first-team line that also kept the quarterback's jersey clean ... helped clear a path for a season-high 313 rushing yards and Ingram seventh 100-yard rushing game of the season ... provided time for the quarterbacks to completed 62.5 percent of their passes. **Auburn:** Helped Alabama engineer a fourth-quarter touchdown drive that proved to be the difference in the game as the Tide went 79 yards in 15 plays and ate up 7:03 on the clock. **Florida:** Provided the holes and the time for Alabama to amass 490 total yards against the No. 1 nationally ranked defense ... paved the way for Mark Ingram to rush for 113 yards and three touchdowns and as a unit rush for 251 yards ... kept quarterback Greg McElroy upright to post a passer efficiency of 196.53 en route to earning MVP honors.



**2009:** Lorenzo Washington has started all 13 games at defensive end ... has registered 19 tackles and two sacks (-19), four tackles for loss (-22 yards) with eight quarterback hurries and a pass breakup ... also has one blocked punt. **Virginia Tech:** Made one solo tackle as the Tide limited the No. 7 Hokies to 64 yards rushing and just 91 yards passing. **FIU:** Notched his first sack of the season, dropping the FIU quarterback for a 14-yard loss ... also added two quarterback hurries and batted down one pass in the 40-14 win. **North Texas:** Started at defensive end but did not record any statistics. **Arkansas:** Did not record any statistics. **Kentucky:** Registered two total tackles with one solo stop in the Tide's 38-20 win over the Wildcats. **Mississippi:** Made one solo tackle as the Crimson Tide limited the Rebels to just 197 yards of total offense, 57 yards rushing and harassed

the quarterback all day. **South Carolina:** Produced a season-high four tackles, including two solo stops and a quarterback hurry ... also notched his second sack of the season, dropping the Gamecocks Stephen Garcia for a loss of five yards ... helped the Tide limit USC to 64 yards rushing. **Tennessee:** Made two total tackles with one solo stop ... added his fourth quarterback hurry of the season ... made one tackle for loss (-1) as the Crimson Tide held the Volunteers to just 74 yards rushing. **LSU:** Registered one tackle for a loss of two yards and tallied one quarterback hurry ... helped hold LSU to 95 yards rushing and 3.3 yards per carry. **Mississippi State:** Tied a season best with two solo tackles ... helped hold the Bulldog offense to just 213 yards and 99 yards passing. **Chattanooga:** Recorded two assisted tackles as the Crimson Tide posted a 45-0 win and surrendered just 84 total yards, including 36 yards passing. **Auburn:** Started and made one solo tackles and recorded one quarterback hurry in the Tide's 26-21 win. **Florida:** Assisted on one tackle and pressured Tim Tebow with two quarterback hurries ... helped hold Florida to just 88 yards rushing and a season low 13 points.

#### WASHINGTON'S CAREER STATISTICS

Year	G-S	Tackles					Fumbles				
		TT	UT	AT	TFL	QBH	Sks	FF	FR	PBU	Int
2006	8-0	0	0	0	0-0	0	0-0	0	0-0	0	0-0
2007	13-12	36	16	20	4.5-29	2	3.0-27	0	0-0	0	0-0
2008	14-0	13	3	10	2.5-12	5	1.0-10	0	0-0	0	0-0
2009	13-13	19	11	7	4.0-22	9	2.0-19	0	0-0	1	0-0
<b>TOTAL</b>	<b>48-25</b>	<b>68</b>	<b>30</b>	<b>37</b>	<b>11.0-63</b>	<b>15</b>	<b>6.0-56</b>	<b>0</b>	<b>0-0</b>	<b>1</b>	<b>0-0</b>

#### WASHINGTON'S CAREER HIGHS


Tackles:	5 vs. LSU, 2007
TFL:	1.5 vs. Western Carolina, 2007
Yards:	14 vs. Florida International, 2009
Sacks:	1 vs. (3 Times) Last vs. South Carolina, 2009
Yards:	14 vs. Florida International, 2009
QB Pressure:	2 vs. Florida International and Florida, 2009
Pass Break Ups:	1 vs. Florida International, 2009
Punt Blocks	1 vs. Arkansas, 2009



#### SNAPSHOTS

Lorenzo Washington helped hold the Volunteers to just 74 yards rushing on the day.





**91**

6-3 225 SO LB

**ALEX WATKINS**

BROWNSVILLE, TENN. (HAYWOOD)

**2009:** Alex Watkins has appeared in three games for the Crimson Tide on special teams and as a backup sam linebacker ... has one assisted tackle on the season ... has seen action against North Texas, Kentucky and Mississippi.



**55**

6-4 223 JR LB

**CHAVIS WILLIAMS**

DORA, ALA. (DORA)

**2009:** Chavis Williams has played in seven games for the Crimson Tide this season ... contributes off the bench as a third-down pass rusher and on special teams ... has two total tackles ... his one solo tackle and one quarterback hurry both were recorded vs. Tennessee.

#### WILLIAMS' CAREER STATISTICS

Year	Tackles					Fumbles				
	G-S	TT	UT	AT	TFL	QBH	Sks	FF	FR	PBU Int
2007	8-0	2	1	1	0.0-0	0	0.0-0	0	0	0-0
2008	5-0	1	1	0	1.0-9	1	1.0-9	0	0	0-0
2009	7-0	2	1	1	0.0-0	1	0.0-0	0	0	0-0
<b>TOTAL</b>	<b>20-0</b>	<b>5</b>	<b>3</b>	<b>2</b>	<b>1.0-9</b>	<b>2</b>	<b>1.0-9</b>	<b>0</b>	<b>0</b>	<b>0-0</b>

#### WILLIAMS' CAREER HIGHS

Tackles:	1 vs. Clemson, 2008
Sack:	1 vs. Clemson, 2008
Yards Lost:	9 vs. Clemson, 2008
QBP:	1 vs. Western Kentucky, 2008



**89**

6-6 266 FR TE

**MICHAEL WILLIAMS**

REFORM, ALA. (PICKENS COUNTY)

**2009:** Michael Williams has played in all 13 games as a reserve tight end ... made first career start against Mississippi State ... has three receptions for 29 yards ... a key blocker for the Tide's No. 12 rushing attack. **Tennessee:** Made his first career catch for four yards, coming off the bench. **LSU:** Hauled in two passes for 25 yards, including a long of 14. **Mississippi State:** Earned the start at tight end but did not record any statistics ... helped pave the way for the Tide offense to amass 252 yards on the ground, including 149 yards by Mark Ingram. **Chattanooga:** Started but did not record any statistics ... helped provide the blocks for an Alabama rushing attack that amassed 313 yards. **Auburn:** Started for the third straight game, but did not have any statistics. **Florida:** Came off the bench but did not have a catch ... helped block for a Tide rushing attack that amassed 251 yards against the No. 1 nationally ranked defense.

#### WILLIAMS' CAREER STATISTICS

Receiving						
Year	G-S	No.	Yards	Avg.	TD	LP
2009	13-3	3	29	9.7	0	14
<b>TOTAL</b>	<b>13-3</b>	<b>3</b>	<b>29</b>	<b>9.7</b>	<b>0</b>	<b>14</b>



**27**

6-2 221 SR DB

**JUSTIN WOODALL**

OXFORD, MISS. (LAFAYETTE)

**2009:** Justin Woodall has filled the departed Rashad Johnson's vacancy at free safety ... started all 13 games and 27 straight games overall ... a physical presence in the Crimson Tide's secondary has 43 tackles on the season and three interceptions to rank tied for 10th in the SEC. **Virginia Tech:** He was second on the team with seven tackles vs. the No. 7 Hokies ... had one solo stop and six assists ... tallied half of a tackle for loss (-1) in the 34-24 win. **FIU:** Woodall started but did not have a tackle. **North Texas:** Woodall made one solo and one assisted tackle as the Crimson Tide held the Mean Green to 61 rushing yards and 187 total yards in a 53-7 win. **Arkansas:** He made four tackles with three solo stops ... intercepted his first pass of the season and returned it 24 yards. **Kentucky:** He tallied three solo tackles one of which was a tackle for a loss of seven yards ... recorded one pass breakup. **Mississippi:** Woodall made his second interception of the season against his hometown Rebels in the first quarter ... also logged four tackles with three solo stops and broke up another pass. **South Carolina:** He tallied five tackles, including a season-best four solo stops ... recorded one pass breakup. **Tennessee:** Woodall made three solo stops and tallied a pass breakup. **LSU:** He tallied two tackles en route to helping the Tide earn the SEC Western Division title. **Mississippi State:** He tallied six tackles, including four solo stops ... helped hold the Bulldog offense to just 99 yards passing and a 45 percent completion rate. **Chattanooga:** Made one solo tackle and intercepted his third pass of the season, returning it nine yards ... helped the Tide limit UTC to just 84 total yards and 36 yards passing. **Auburn:** Totaled five tackles with three solo stops in the Crimson Tide's 26-21 win at Auburn ... teamed with Rolando McClain to break up the final hail marry pass from Tigers' quarterback Chris Todd as time expired. **Florida:** Tallied one solo tackle ... helped hold Florida to a season low 13 points.



## SNAPSHOTS

Justin Woodall started all 13 games in 2009, recording three interceptions.

### WOODALL'S CAREER STATISTICS

Year	G-S	Tackles				TFL	QBH	Sks	Fumbles				Int	Blks
		TT	UT	AT					FF	FR	PBU			
2006	12-0	6	6	0	0-0	1	0-0	0	0-0	1	0-0	1	0-0	1
2007	5-0	0	0	0	0-0	0	0-0	0	0-0	0	0-0	0	0-0	0
2008	14-14	47	34	14	1.5-4	0	0-0	2	0-0	8	4-99	0		
2009	13-13	43	28	15	1.5-8	0	0-0	0	0-0	5	3-33	0		
<b>TOTAL</b>	<b>44-27</b>	<b>96</b>	<b>67</b>	<b>29</b>	<b>3.0-12</b>	<b>1</b>	<b>0-0</b>	<b>2</b>	<b>0-0</b>	<b>14</b>	<b>7-132</b>	<b>1</b>		

### WOODALL'S CAREER HIGHS

Tackles:	8 vs. Florida, 2008
TFL:	1 vs. Western Kentucky, 2008 and Kentucky, 2009
Yards Lost:	3 vs. Western Kentucky, 2008
QBH:	1 vs. FIU, 2006 & Western Kentucky, 2008
Interception:	1 (7 Times) Last vs. Chattanooga, 2009
Return Yards:	74 vs. Arkansas, 2008
Touchdown:	1 vs. Arkansas, 2008
PBU:	1 (11 Times) Last vs. Tennessee, 2009
Fumble Caused:	1 vs. Western Kentucky, 2008
Blocked Kick:	1 vs. Mississippi, 2006 (Punt)

18  
5-11 200 FR DB

ROD WOODSON  
(OLIVE BRANCH, MISS. (OLIVE BRANCH))

**2009:** Rod Woodson has played in 10 games as a reserve defensive back and on special teams ... missed the South Carolina game with an injury. **Virginia Tech:** He made two tackles on kickoff coverage in his first game as a member of the Crimson Tide. **FIU:** Woodson played but did not record any statistics. **North Texas:** Recorded one solo tackle off the bench. **Arkansas:** Made his SEC debut and assisted on one tackle. **Kentucky:** Played but did not record any statistics. **Mississippi:** Played but injured his knee early in the game and did

not record any statistics. **LSU:** Came off the bench and found time on special teams but did not record any statistics. **Chattanooga:** Was a contributor on special teams for the Tide. **Auburn:** Started on the Tide's kickoff coverage unit but did not record any tackles. **Florida:** Recorded on solo tackle on special teams.

### WOODSON'S CAREER STATISTICS

Year	G-S	Tackles				TFL	QBH	Sks	Fumbles				Int	Blks
		TT	UT	AT					FF	FR	PBU			
2009	11-0	5	3	2	0-0	0	0-0	0	0-0	0	0-0	0	0-0	0
<b>TOTAL</b>	<b>11-0</b>	<b>5</b>	<b>3</b>	<b>2</b>	<b>0-0</b>	<b>0</b>	<b>0-0</b>	<b>0</b>	<b>0-0</b>	<b>0</b>	<b>0-0</b>	<b>0</b>	<b>0-0</b>	<b>0</b>

### WOODSON'S CAREER HIGHS

Tackles: 2 vs. Virginia Tech, 2009





NICK  
**SABAN**





**A MAN OF VISION WHO HAS A PROVEN RECORD OF CHAMPIONSHIP SUCCESS, UNIVERSITY OF ALABAMA HEAD COACH NICK SABAN HAS BROUGHT TO ALABAMA FOOTBALL A COMMITMENT TO BUILDING THE TOTAL PROGRAM.**

His uncompromising dedication to excellence in every phase of the football program is sure to yield long-term success for the Crimson Tide as evidenced by the Alabama's improvement over the last two seasons. A two-time National Coach of the Year, Saban has achieved resounding success as a head coach and has earned a reputation as an outstanding tactician, leader, organizer and motivator. Those qualities have sparked impressive turnarounds at every stop of his career. His teams have repeatedly exhibited grit, determination and resilience, often overcoming adversity to achieve victory. Saban's consistent approach and disciplined leadership is a proven recipe for success.





Named the 27th head football coach in UA history on Wednesday, Jan. 3, 2007, Saban owns an overall record of 138-67-1 (.672) in 16 seasons as a head coach, having also led programs at Louisiana State (LSU), Michigan State and Toledo, as well as in the NFL with the Miami Dolphins. At each of his five stops, he has improved the win-loss record in his first year when compared to the previous season. Prior to Saban's arrival, those teams posted a combined average winning percentage of .387. In the first season with Saban at the helm, a .617 winning percentage was achieved.

With a perfect 13-0 mark this season, Saban has compiled a 123-50-1 (.710) record as a college head coach as he finishes his third season at the University of Alabama with the BCS National Championship Game against Texas. His Alabama team earned a spot in the title game with a resounding 32-13 win over defending National Champion Florida in the SEC Championship Game as the Crimson Tide moved to No. 1 in both major polls. The SEC Championship was the program's 22nd – by far the most in league history. On December 12, 2009, more history was made for both Alabama and Saban when running back Mark Ingram became the first Heisman Trophy winner for both. Saban's 2009 squad was well-represented when it came to other honors as well as Rolando McClain received the Butkus Award as the nation's top linebacker and six players earned first team AP All-American status – a record-high in college football. Joining Ingram and McClain were offensive guard Mike Johnson, cornerback Javier Arenas, noseguard Terrence Cody and placekicker Leigh Tiffin.

In addition to the on-field success, the 2009 Crimson Tide active roster featured a nation's best 13 players who had already graduated. That number increases to 21 players with degrees for the bowl game. Alabama led the conference in teams of freshman All-SEC academic honorees as well with 12. Of the three SEC players to be named to the ESPN the Magazine Academic All-American Team, two were from Alabama as Colin Peek earned first team honors and Barrett Jones was a second team selection. Peek was the first UA players to be named to the first team 2002.

Saban's first UA team finished 7-6 in 2007, but the 2008 season saw a different Alabama squad take the field. Saban's influence had taken hold in Tuscaloosa, and behind a small and united senior class along with a talented group of newcomers, the Crimson Tide returned to national prominence. The Tide developed a reputation as the most physical football team in the country and methodically dominated the competition. Saban produced the largest win increase from year one to year two in school history as the Tide went from a seven-win team in 2007 to 12 wins in 2008. Alabama swept through the regular season schedule with a 12-0 record, moving to No. 1 in all of the polls and capturing the SEC Western Division Championship before falling late to Florida in a hard-fought SEC Championship Game. Their efforts earned them a trip to the Allstate Sugar Bowl for the 13th time in school history. Saban was named the 2008 Home Depot Coach of the Year at the ESPN Awards Show in Orlando and won several other national coach of the year honors including the FWAA/Eddie Robinson, AP, Sporting News, Walter Camp, and Liberty Mutual.

Lessons learned from the 2007 season, which was capped with a win over Colorado in the Independence Bowl, no doubt carried over into to spring and summer preparations for the 2008 run. The win also continued an impressive streak for Saban as he has never had a losing season in 13 years as a college head coach. Of the six losses in 2007, none was by more than seven points. In addition to an improvement in the win-loss column from the year prior, the 2008 signing class was rated by many analysts as the best in the country. Off the field, the focus on academics by Saban and his staff made an immediate impact as the 2007 team put together one of the finest fall semesters in school history. The freshman class set a solid foundation for their future at UA as they led the way with an impressive combined GPA of 3.098 in the fall.

## AMONG THE BEST

Top Winning Percentages by Active Coaches

(entering 2009 season)



Coach	Team	Record	Pct.
Bob Stoops	Oklahoma	116-29	.800
Joe Paterno	Penn State	392-129-3	.7509
Bobby Bowden	Florida State	388-129-4	.7485
Steve Spurrier	South Carolina	177-67-2	.724
<b>Nick Saban</b>	<b>Alabama</b>	<b>123-50-1</b>	<b>.710</b>
Dennis Erickson	Arizona State	169-83-1	.670

Minimum 10 years at Division I-A head coach; record at four-year school only; bowl games included.

1970



KENT STATE

1973-1976  
ASSISTANT COACH





#### SNAPSHOTS:

Coach Saban led the Crimson Tide back to the SEC Championship Game in 2006 for the first time since the Tide's 1999 SEC Championship.

Before arriving in Tuscaloosa, Saban's most recent college head coaching stint was a five-season run at LSU which produced a record of 48-16 (.750), one national championship (2003), two Southeastern Conference championships, three SEC West Division championships, and a 3-2 record in bowl games including two Sugar Bowl victories and a Peach Bowl win. The Tigers constructed a 28-12 (.700) record against SEC opponents under Saban's guidance. He was named the 2003 National Coach of the Year by the Associated Press and earned both the Paul W. "Bear" Bryant National Coach of the Year Award and the Eddie Robinson Coach of the Year Award by the Football Writers Association

of America. Saban was named SEC Coach of the Year twice (by The Birmingham News in 2001 and by the Associated Press in 2003).

Saban took over the Alabama program after serving two seasons at the helm of the Miami Dolphins. Saban's teams showed marked improvement over the unit he inherited. Taking over a team that finished 4-12 in 2004, Saban led the 2005 Dolphins to a 9-7 record, the third-biggest turnaround in the NFL that season and the second-highest victory turnaround for a Dolphins team in any nonstrike season. Most impressively, the Dolphins finished 2005 on a six-game winning streak, the longest streak in the NFL that season.



#### SYRACUSE

1977  
ASSISTANT COACH

1975



1980



#### WEST VIRGINIA

1978-1979  
ASSISTANT COACH





**MARK INGRAM**  
HEISMAN TROPHY WINNER

**ROLANDO MCCLAIN**  
BUTKUS AWARD WINNER



Prior to his stint at Miami, Saban's impact on the LSU program transcended the success on the field. His commitment to building the total program, placing education first, instilling discipline and responsibility on and off the field transformed the Tigers into a force on the national stage. LSU produced 84 Academic All-SEC honorees in Saban's five seasons, including 25 members of the 2003 national championship squad. LSU's graduation rate for football players improved dramatically under his watch and two players, offensive tackle Rodney Reed (2002 and 2003) and offensive lineman Rudy Niswanger (2004) earned first-team Academic All-America honors. Linebacker Bradie James earned a postgraduate scholarship from the National Football Foundation in 2003.

Saban also spearheaded a \$15 million fundraising effort to fund a new academic center for student-athletes at LSU, and he and his players were active in community involvement in the Baton Rouge area, taking part in community service projects, visiting schools to mentor children and taking time to visit local hospitals on a regular basis. More than 50 of Saban's LSU players earned their college degrees, in addition to 28 who were selected in the NFL draft, including seven in both 2004 and 2006.

**NAVY**

**1982**  
ASSISTANT COACH

**HOUSTON OILERS**

**1988-1989**  
SECONDARY COACH

**1980**

**OHIO STATE**

**1980-1981**  
SECONDARY COACH

**1987**

**MICHIGAN STATE**

**1983-1987**  
DEFENSIVE COORDINATOR  
SECONDARY COACH



Named head coach at LSU on November 30, 1999, Saban led an immediate turnaround of a program that had suffered through seven losing seasons during the 1990s. His 48 victories over five seasons were the third-most among Division I-A head coaches during that time. Saban, Paul Dietzel and current LSU head coach Les Miles are the only coaches in the program's history to post multiple 10-win seasons. Saban, Dietzel and Bernie Moore are the only head coaches in Tiger history to win two SEC championships. Saban's 2000 Tigers rebounded from two straight losing seasons to post an 8-4 season, capped by a 31-20 win over 15th-ranked Georgia Tech in the Peach Bowl. Home victories over Tennessee, Mississippi State and Alabama highlighted the season, along with a key road win at Ole Miss.

The 2001 Tigers improved to 10-3 overall and won the program's first outright SEC title since 1986 with a 31-20 win over second-ranked Tennes

ning a second consecutive SEC West Division title as a last-minute comeback by Arkansas in the regular season finale prevented LSU from another appearance in the SEC Championship game. That LSU team overcame the mid-season loss of starting quarterback Matt Mauck, free safety Damien James and Toefield in successive weeks to make a run at an SEC Western Division title.

Saban's philosophy of "out of yourself and into the team" paid huge dividends in 2003. The Tigers produced a 13-1 record, won their second SEC championship and earned the school's second national championship with a squad that was among the nation's most dominant on both sides of the line of scrimmage. The LSU offense scored a school-record 475 points (33.9 points per game) while holding 13-of-14 opponents to less than 20 points. LSU's defense ranked first nationally in points allowed per game (11.0) and total defense (252.0 yards per game).

berth in the Capital One Bowl in Orlando against Iowa. LSU's fourth consecutive January bowl berth, a first for the Tiger program.

Saban served as head coach at Michigan State from 1995-99, his second stint at the East Lansing school as he also spent 1983-87 as the Spartans' defensive coordinator/secondary coach. After playing in just one bowl game in the previous four years, Michigan State made four postseason appearances in Saban's five years at the helm. Saban led MSU to a 34-24-1 (.585) record.

In 1999, Saban led his final Spartans team to a No. 7 national ranking as MSU finished in a tie for second in the Big Ten. The Spartans defeated Notre Dame, Michigan, Ohio State and Penn State in the same year for the first time since 1965 and recorded six wins at home for the first time since the 1912 season. The Spartans' performance that year landed them a spot in the Citrus Bowl.



see in the SEC Championship game. An impressive second half against the Volunteers was a trademark of Saban's coaching acumen as the Tigers outscored UT, 21-3, in the final half to erase a 17-10 deficit. The Tigers won the game despite the absence of starting quarterback Rohan Davey and running back LaBrandon Toefield. Sparked by one of the most prolific offenses in the nation, a unit that averaged 451.5 yards per game, the Tigers capped the season with a 47-34 defeat of Big Ten champion Illinois in the Sugar Bowl, LSU's first victory in a New Year's Day bowl game since 1968.

Stifling defense was the trademark of the 2002 Tigers. LSU posted an 8-5 record and a second consecutive New Year's Day bowl appearance. The Tigers, who faced Texas in the Cotton Bowl, held opponents to less than 275 yards per game through the season's first six games and scored a school-record 30 or more points in six straight games that season. The Tigers barely missed win-

After a 7-1 start, LSU ended the season with six dominating victories by an average margin of 35-10. An impressive 34-13 victory over Georgia in the SEC title game paved LSU's way to an appearance in the Bowl Championship Series (BCS) Championship Game against top-ranked Oklahoma.

The Tigers produced a dominant defensive effort against the Sooners in the Sugar Bowl, limiting OU to 154 yards of total offense in a 21-14 victory.

His final LSU team in 2004 overcame the loss of 13 players from the 2003 team who went on to NFL rosters, posting a 9-3 record while producing the SEC's best rushing offense (200.7 yards per game). The Tiger defense ranked third nationally during the regular season in total defense (249.9 yards per game) and passing defense (145.4 yards per game), allowing only 15.9 points per contest. Over the last six games, the Tiger defense allowed only 12 points in the second half on the way to a

The Spartans led the Big Ten in rushing defense (77.0 yards per game) and total defense (299.0 yards per game) while ranking fifth nationally in rushing defense and 11th in total defense. The Spartans offense averaged 31.0 points per game.

Saban was the first coach in school history to put the Spartans in postseason bowl games in each of his first three seasons as he led the Spartans to the Independence Bowl in 1995, the Sun Bowl in 1996 and the Aloha Bowl in 1997.

Before joining the Spartans, Saban spent four seasons (1991-94) as defensive coordinator with the Cleveland Browns under head coach Bill Belichick. The Browns went from allowing the most points (462) in the NFL prior to Saban's arrival to allowing the fewest points (204) in the league in 1994, the sixth-fewest points surrendered in NFL history at the time. In each of Saban's four years guiding the Browns' defense, they never permitted an av-

**CLEVELAND BROWNS**  
1991-1994  
DEFENSIVE COORDINATOR

1990



**TOLEDO**  
1990  
HEAD COACH

1995



2000

**MICHIGAN STATE**  
1995-1999  
HEAD COACH



**SNAPSHOTS:**

*The Saban family:  
Nick, Terry, Nicholas and Kristen*

erage of more than 19.2 points per game. He built a reputation as one of the finest defensive coaches in the league and also was heavily involved in the team's player personnel and scouting process.

Saban's first head coaching position came at the University of Toledo in 1990, as he guided the Rockets to a record of 9-2 that year, finishing as co-champions of the Mid-American Conference. The Rockets ranked among the NCAA leaders in both total defense (12th at 284.8 yards) and scoring defense (16th at 16.2 points), and missed posting an undefeated record by a mere five points.

Saban joined Toledo after serving as secondary coach with the Houston Oilers for two seasons under Jerry Glanville (1988-89), his first NFL coaching position. He quickly made an impact on the Oilers' defense, as the team's secondary tied for fourth in the AFC in 1988 with 21 interceptions and tied for second in the conference in 1989 with 22.

In his first stint at Michigan State, Saban served as secondary coach and defensive coordinator under George Perles from 1983 through 1987.

Saban played an integral part in helping the Spartans to three postseason bowl appearances, including a Big Ten championship in 1987 and a 20-17 victory over Southern California in the 1988 Rose Bowl. Michigan State led the nation in rushing defense in 1987, allowing only 61.2 yards per game, and ranked second in scoring defense, permitting just 12.4 points.

A native of Fairmont, W.Va., Saban is a 1973 graduate of Kent State University where he earned a bachelor's degree in business. He earned a master's degree in sports administration from Kent State in 1975. Born October 31, 1951, Saban and his wife, the former Terry Constable, have two children, Nicholas and Kristen.

Saban co-authored *Tiger Turnaround* in 2001, a book documenting his first two years as head coach at LSU, and co-authored *How Good Do You Want to Be* in 2005, a book that offers real-life principles for success at work and at home.

In addition to work as fund-raisers for LSU's Student-Athlete Academic Center, the Sabans supported several charitable and civic projects in Louisiana. The largest of those efforts was with the Children's Miracle Network, for which Terry and Nick raised more than \$100,000 per year for children.

At Michigan State, the Sabans started the Nick's Kids Fund, which they have continued in Tuscaloosa, a vibrant example of their continuing concern for disadvantaged children. Since Nick and Terry arrived in Tuscaloosa, more than \$1 million has been distributed to approximately 100 charities through the Nick's Kids Fund. In winning the 2008 Liberty Mutual Coach of the Year Award, Saban was awarded a \$50,000 gift at the A-Day Game, which he designated for Nick's Kids, as well as an additional \$20,000 gift for the University of Alabama scholarship fund.

**2000**

**LSU**  
**2000-2004**  
HEAD COACH

**2006**

**MIAMI DOLPHINS**  
**2005-2006**  
HEAD COACH





*"When we travel throughout the state we recognize names and faces who share the same goal - to make the University of Alabama the very best it can be in every regard - on the field, in the classroom and in the eyes of the nation one day at a time. Thank you to all of the supporters and the University of Alabama community. Roll Tide!"*

**-TERRY SABAN**

In June of 2008, the Sabans announced a \$1million gift to benefit Alabama's first-generation scholarship program. The gift has a special meaning to the Sabans as both Nick and Terry were both first-generation graduates. The University of Alabama has included the Sabans' donation in a scholarship challenge program, which could help double or triple the total contribution to first-generation scholarships.



Terry Saban plays a vital role in many community outreach programs. She personally collected money on the Quad before 2007's A-Day game for the Enterprise tornado relief fund. Prior to the 2008 A-Day game, Terry helped collect money for the university's libraries. In June of this year, Nick and Terry pledged \$1 million to the university's scholarship fund and earmarked it for first-generation college students. Terry also plays an important role in the planning of many of the events for causes including the Nick's Kids Fund. Her eagerness to give back and her tireless devotion to help others is what makes Terry Saban one of the most admired members of the Crimson Tide family.



**ALABAMA**

**2007 - PRESENT**  
HEAD COACH



**2010**

**SNAPSHOTS:**

*Saban was presented with the 2008 Liberty Mutual Coach of the Year Award, which awarded \$50,000 to Nick's Kids at the 2009 spring A-Day game.*



# BURTON BURNS

ASSOCIATE HEAD COACH / RUNNING BACKS



Burton Burns is in his third season with the Crimson Tide football program as associate head coach and running backs coach. The New Orleans native is regarded as one of the best in college football and was named the FootballScoop Running Backs Coach of the Year following the 2008 season.

Under Burns' guidance this year, sophomore Mark Ingram was awarded Alabama's first-ever Heisman Trophy and earned consensus All-America honors. Ingram set the school's single-season rushing record with 1,542 yards and 15 TD while adding 30 catches for 322 yards and three more scores. True freshman Trent Richardson was the team's second-leading rusher (642 yards, 6 TD) and was named a freshman All-SEC selection. The Tide also got some valuable production, especially on third downs, from senior Roy Upchurch. Alabama ended the regular season 12th nationally with an average of 215.9 rushing yards per game.

Burns also developed one of the nation's strongest running games in 2008 as Alabama finished 3rd in the SEC and 30th nationally with an average of 184.6 rushing yards per game. Junior Glen Coffee, a first-team All-SEC selection and third round draft pick of the San Francisco 49ers, led the way with 1,383 yards on the ground. That single season total tied for second in school history and was third in the conference. In addition, Mark Ingram was 8th in the SEC in rushing (728 yards), captured Freshman All-SEC honors and set a Crimson Tide rookie record with 12 rushing touchdowns.

In his first year at Alabama, Burns helped first-year tailback Terry Grant set school records for rushing yards (891) and touchdowns (8) by a freshman in a season. Grant was a three-time SEC Freshman of the Week honoree, and was named to the SEC All-Freshman team as well as the Sporting News Freshman All-American team (honorable mention).

An assistant coach at Clemson University for eight seasons before coming to Alabama, Burns was a major factor in producing six of the top 10 offenses in Clemson history as running backs coach for the Tigers. Burns tutored star runners such as 2005 ACC Rookie of the Year James Davis, 2006 freshman record-setter C.J. Spiller, Reggie Merriweather, Travis Zachery and Duane Coleman at Clemson and former New York Jet Jerald Sowell at Tulane. In 2006, Davis led the Tigers with 1,187 rushing yards on 203 carries and scored 17 touchdowns, while Spiller had 938 rushing yards and 10 touchdowns. The Tigers averaged 5.7 yards per carry during the '06 regular season.

Burns spent eight seasons with head coach Tommy Bowden at Clemson after a four-year stint at Tulane that concluded with a 12-0 season in 1998. Over 14 seasons as a college assistant coach, Burns has regularly produced versatile running backs that have been effective in every phase of the game. His players have proven to be equally effective as pass catchers, as well as in the running game.

Burns, 56, spent nine seasons as assistant head coach and offensive coordinator at Saint Augustine High School in New Orleans, La., before joining Bowden's staff at Tulane. Burns helped lead Saint Augustine to district titles in 1987, 1992 and 1993, his second stint at the school. Burns' first experience as a coach also was at Saint Augustine, where he served as an assistant from 1977-79 and helped the school win three more district championships on the way to consecutive state titles in 1978-79. Burns also coached at New Orleans' Booker T. Washington High School in 1980 before a five-year stint as an assistant coach at Southern University in Baton Rouge from 1981-85.

As a player, Burns played fullback (1971-75) at the University of Nebraska under head coach Tom Osborne. A member of three Cornhuskers teams that won at least nine games, Burns participated in the Orange Bowl, Cotton Bowl and Sugar Bowl as a player. He earned a bachelor's degree in education from Nebraska in 1976.

Burns is married to the former Connie Winder. The couple has three daughters (Amber, Christy, Erin) and a son (Damon).



**BURNS FAMILY**  
Connie and Burton

## ALABAMA

2007- PRESENT  
ASSOCIATE HEAD COACH  
RUNNING BACKS

## TULANE

1994-1998  
RUNNING BACKS COACH

2000

SOUTHERN  
1981-1985  
ASSISTANT COACH

CLEMSON  
1999-2006  
RUNNING BACKS COACH

1980

1990

2010



ALABAMA

# CURT CIGNETTI

WIDE RECEIVERS / RECRUITING COORDINATOR

Curt Cignetti joined the Crimson Tide football coaching staff in February of 2007 as receivers coach and recruiting coordinator. The 2008 and 2009 signing classes were listed by most recruiting analysts among the nation's best.

Alabama looked for more diversity in the passing game in 2009 and the Crimson Tide receivers answered that challenge. Sophomore Julio Jones again led the team in all three receiving categories (42 catches, 573 yards, 4 TD) but the team benefitted greatly as Marquis Maze and Darius Hanks emerged as reliable targets and deep threats throughout the season. Maze was second on the team with 30 catches for 519 yards (2 TD) and Hanks added 17 receptions for 272 yards and three scores. Maze led the team with five catches for 96 yards in the SEC Championship Game.

In his second year at the Capstone, Cignetti coached wide receiver Julio Jones as he established school freshman records for receiving yards (924) and receptions (58). Jones was recognized as the AP Freshman of the Year in the SEC and also earned Freshman All-America honors. The true freshman had an outstanding performance in the SEC Championship Game against Florida with five catches for 124 yards.

Cignetti coached D.J. Hall in 2007 as he established Alabama records for career receiving yards and receptions. Hall, who also set the school mark for single season receptions in 2007, was one of three SEC receivers to reach the 1,000-yard mark that year.

Entering his 27th season in the college coaching ranks, Cignetti spent the previous seven seasons as tight ends coach, recruiting coordinator and quarterbacks coach at North Carolina State. He served as recruiting coordinator while coaching tight ends (from 2000-02 and 2005-06) and quarterbacks (2003-04). In 2005, Cignetti was ranked among the nation's top 25 recruiters by Rivals.com. Among the players Cignetti coached during his tenure with the Wolfpack was the ACC Player of the Year, quarterback Philip Rivers in 2003. Rivers set ACC records for passing yards (4,491) and touchdown passes (34) while leading the country in completion percentage (72.0) and passing efficiency (170.5). He also coached first team All-ACC tight end Sean Berton in 2002 and second team All-ACC tight ends TJ Williams (2005) and Anthony Hill (2006).

Prior to working with the Wolfpack, Cignetti spent six seasons (1994-99) on the staff at the University of Pittsburgh. As recruiting coordinator during his six seasons at Pitt, he coached tight ends for the Panthers from 1994-96 and in 1999, and coached the quarterbacks in 1997-98. Among Cignetti's future NFL players at Pittsburgh were quarterback Pete Gonzalez, tight end John Jones and tight end Kirk McMullen. Cignetti was quarterbacks coach at Temple from 1989-92, coached quarterbacks at Rice from 1986-88 and coached quarterbacks and receivers at Davidson in 1985. Cignetti began his coaching career as a graduate assistant at Pittsburgh in 1983-84.

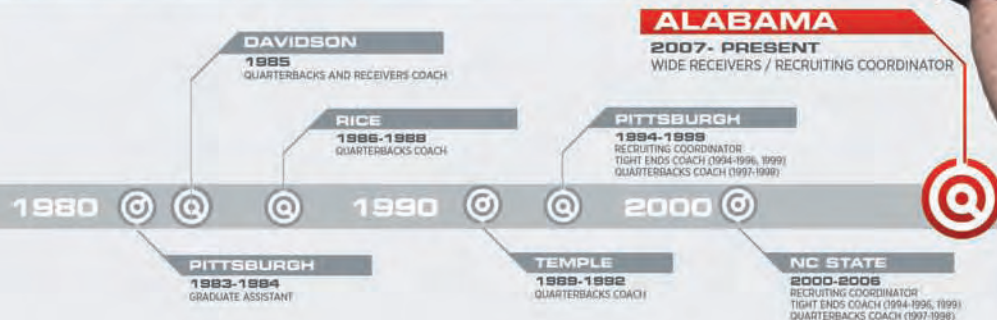
As a player, Cignetti played quarterback at West Virginia University from 1979-82. During his playing career, Cignetti played on teams that made consecutive bowl appearances in 1981-82 (1981 Peach Bowl and 1982 Gator Bowl). He was honored with the Lewis D. Meisel Award for academic excellence and the A.C. "Whitey" Gwynn Award for character while playing for the Mountaineers.

Cignetti hails from a family that has deep coaching roots. His father, Frank, was head coach at West Virginia and Indiana University of Pennsylvania, racking up 199 career victories before retiring at the conclusion of the 2005 season. Curt's brother, Frank Jr., is also a veteran of the college coaching ranks and is currently the offensive coordinator at Pittsburgh.

Cignetti earned a bachelor's degree in business administration from West Virginia. He is married to the former Manette Lawer and the couple has three children: Curtis John, Carly Ann and Natalie.



**CIGNETTI FAMILY**  
(L to R) Curt, Manette, Curtis John,  
Carly Ann, and Natalie





# BO DAVIS

DEFENSIVE LINE COACH



Bo Davis is in his third season with the Crimson Tide football staff as defensive line coach. Davis joined the Alabama staff after serving the 2006 season as an assistant strength and conditioning coach and assistant defensive line coach with the Miami Dolphins under Nick Saban.

Davis' 2009 defensive line was again the key in setting the tone for an Alabama defense that ranked either first or second nationally in four major categories - rush defense, pass efficiency defense, total defense and scoring defense. Senior noseguard Terrence Cody earned All-America honors for the second straight season while seniors Lorenzo Washington and Brandon Deaderick anchored the defensive end positions. Sophomore Marcell Dareus emerged as a pass-rusher and led the team with 6.5 sacks.

The Alabama defensive line saw great improvement in 2008, which helped the Crimson Tide develop into one of the top defensive units overall nationally. Davis added Terrence Cody to the starting lineup at noseguard and the junior was named an All-American in his first season. Alabama ranked second nationally in terms of rush defense, allowing just 74.1 yards per game on the ground. UA also ranked among the top seven in the country in total defense (263.5 ypg) and scoring defense (14.3 ppg).

Under Davis' watch in 2007, senior defensive end Wallace Gilberry put together one of the finest seasons in Alabama history. Gilberry earned first team All-SEC status, leading the league in tackles for loss (27) and finishing second in sacks (10).

Davis, 38, has a deep history in Southeastern Conference football. Prior to his stint with the Dolphins, Davis spent four years (2002-05) as an assistant strength and conditioning coach at LSU under Saban and current Tigers' head coach Les Miles.

A former All-SEC defensive lineman for LSU in the early 1990's, Davis joined the LSU strength and conditioning staff as assistant coordinator in June of 2002. He joined the LSU staff after a stint at North Shore High School in Galena Park, Texas, where he served as an assistant football coach from 1997-2002. Davis played football at LSU from 1990 to 1992, earning second team All-SEC honors as a nose-guard in 1992. He finished his LSU career with 90 tackles, one sack and one fumble recovery. As a senior in 1992, Davis started all 11 games at noseguard, recording 66 tackles, including four tackles for loss.

A native of Magee, Miss., Davis graduated from LSU in 1993 and he then served as a graduate assistant with the LSU strength and conditioning program from 1995-1997. Davis and his wife, Omeika, have a son (Bo) and a daughter (Juliana).



## DAVIS FAMILY

Bo and his wife Omeika,  
their children, Bo and Juliana



## ALABAMA

2007 - PRESENT  
DEFENSIVE LINE COACH

## LSU

2002-2005  
ASSISTANT STRENGTH AND CONDITIONING COACH



## MIAMI DOLPHINS

2006  
ASSISTANT STRENGTH AND CONDITIONING COACH

## LSU

1995-1997  
GRADUATE ASSISTANT  
STRENGTH AND CONDITIONING

1990

2010

# JIM MCELWAIN

OFFENSIVE COORDINATOR / QUARTERBACKS COACH

Jim McElwain was named Alabama's offensive coordinator and quarterbacks coach by head coach Nick Saban on January 30, 2008 and his balanced offensive attack helped the Crimson Tide to a 12-2 mark in year one and a 13-0 mark entering the BCS National Championship Game in 2009.

Balance was again the key for the Crimson Tide this season as the Tide utilized Heisman Trophy winning tailback Mark Ingram in both the run and pass game, including plenty of work from the "wildcat" formation. Alabama ranked 12th nationally in rushing yards per game (215.9) and 26th in the country in scoring (31.7 ppg). First-year starting quarterback Greg McElroy was fourth in the SEC and 30th in the country in pass efficiency (142.01). McElroy, the MVP of the SEC Championship Game, boasted an impressive touchdown to interception ratio of 17-4 in the 2009 season.

McElwain's 2008 offense proved to be one of the nation's most efficient and productive units. Alabama finished 5th in the SEC in scoring offense (30.1 ppg) and 35th nationally after ranking 64th (7th in the SEC) in that category in 2007 with an average of 27.1 ppg. In addition, quarterback John Parker Wilson saw his pass efficiency rating improve from 8th to 5th in the SEC and he was named a Johnny Unitas Award finalist under McElwain's guidance.

McElwain spent the 2006 season in the NFL as quarterbacks coach for the Oakland Raiders and served as the offensive coordinator and quarterbacks coach at Fresno State in 2007. He made an immediate impact in his first season at Fresno State as he helped lead the Bulldogs to a 9-4 record, a significant turnaround from the previous year in which Fresno State posted a 4-8 mark.

The Fresno State offense under McElwain averaged 419.5 yards per game (38th nationally) and 32.9 points per game (32nd) last season. That was a significant increase from the 2006 campaign when the Bulldogs averaged 338.2 yards per game in total offense and 23.0 points per game in terms of scoring offense. After Fresno State rolled up 571 yards of total offense and defeated Georgia Tech 40-28 in the Humanitarian Bowl, McElwain moved up to No. 18 in the Rivals.com national power rankings (offensive coaches). His quarterback, Tom Brandstater, finished 2007 with a passing efficiency rating of 140.5, which ranked 23rd in the country. Brandstater showed remarkable improvement under McElwain's watch as he had posted a pass efficiency rating of 106.7 (89th) the previous year.

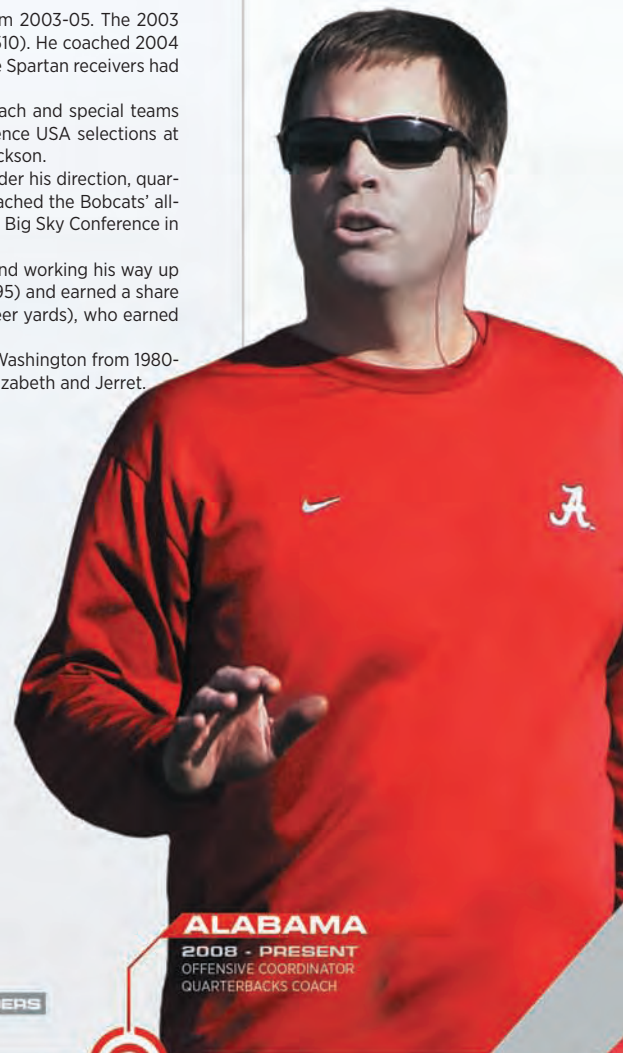
McElwain served as the assistant head coach, receivers coach and special teams coach at Michigan State from 2003-05. The 2003 team reached the Alamo Bowl behind a receiving corps that set school records for receptions (312) and yards (3,510). He coached 2004 All-America punter Brandon Fields and kicker Dave Rayner, who led the Big Ten Conference in scoring. In 2005, five Spartan receivers had at least 28 receptions and the group combined to set another school record with 24 touchdown catches.

Prior to his stint at Michigan State, McElwain spent three seasons (2000-02) at Louisville as the receivers coach and special teams coach as the Cardinals earned bowl bids in each of those three seasons. He coached four first team All-Conference USA selections at Louisville and also tutored three of the Cardinals' all-time leading receivers, including Deion Branch and Arnold Jackson.

From 1995-99, McElwain was the offensive coordinator, quarterbacks and receivers coach at Montana State. Under his direction, quarterback Rob Compson threw for nearly 7,000 career yards and a school-record 54 touchdowns. McElwain also coached the Bobcats' all-time leading receiver Chip Hobbs, who caught 144 career passes for 2,060 yards and 18 TDs. Montana State led the Big Sky Conference in scoring in 1998, averaging 31.6 points per game.

McElwain was at Eastern Washington from 1985-94 in a variety of capacities, starting as a graduate assistant and working his way up to quarterbacks and receivers coach. The Eagles made two NCAA Division I-AA playoff appearances (1992 and 1995) and earned a share of the Big Sky Championship in 1992. McElwain coached EWU's all-time leading receiver, Tony Brooks (2,969 career yards), who earned third team AP All-America honors in 1993.

An all-state quarterback at Missoula (Montana) Sentinel High School, McElwain played quarterback at Eastern Washington from 1980-83 and earned his degree in Education from EWU in 1984. He and his wife, Karen, have three children, JoHanna, Elizabeth and Jerret.



**MCELWAIN FAMILY**  
(L to R) Jim, Karen, JoHanna, Elizabeth and Jerret





# JOE PENDRY

ASSISTANT HEAD COACH / OFFENSIVE LINE COACH



A veteran coach with impressive credentials from the pro and college ranks, Joe Pendry is in his third year at Alabama serving as assistant head coach and offensive line coach.

Losing three starters, including All-Americans Andre Smith and Antoine Caldwell, seemed to be the biggest question mark for Alabama entering the 2009 season. Pendry took that challenge and put together a starting five that not only helped clear the way for a Heisman winning tailback in Mark Ingram, but also provided outstanding protection for first-year quarterback Greg McElroy. The group ranked among the nation's top 20 in fewest sacks allowed, averaging just over one per game. Left guard Mike Johnson earned All-America honors, giving Pendry three All-Americans in the last two years. Redshirt freshman Barrett Jones started all 13 games at right guard and was named a freshman All-American. Left tackle James Carpenter, in his first year, earned second team All-SEC honors (AP).

Pendry's experience was the key in the development of what many analysts regarded as the nation's best offensive line in 2008. The group of Andre Smith, Mike Johnson, Antoine Caldwell, Marlon Davis and Drew Davis only missed a total of four starts between the five of them and cleared the way for one of the nation's top rushing attacks. Smith won the Outland Trophy and was a consensus All-American while Caldwell was also listed on several All-America teams. Johnson was a second-team All-SEC selection.

In 2007, Pendry saw Smith earn first team All-SEC honors and win the Jacobs Blocking Trophy as the league's top offensive lineman. In addition, Caldwell was a second team All-SEC selection playing all three positions on the offensive line.

With 19 years of NFL coaching experience, Pendry joined head coach Nick Saban's staff in January of 2007. Pendry has worked with six different NFL clubs and has been to the playoffs 11 times in his career. His most recent stop was with the Houston Texans, where he served as offensive line coach and offensive coordinator in 2004 and 2005. Prior to that, Pendry worked for three years under Dom Capers at the Carolina Panthers from 1995-97. Carolina posted a 27-23 overall record with one NFC championship game appearance over those three seasons. He has served as an offensive coordinator with four NFL teams (Houston, Carolina, Buffalo and Kansas City).

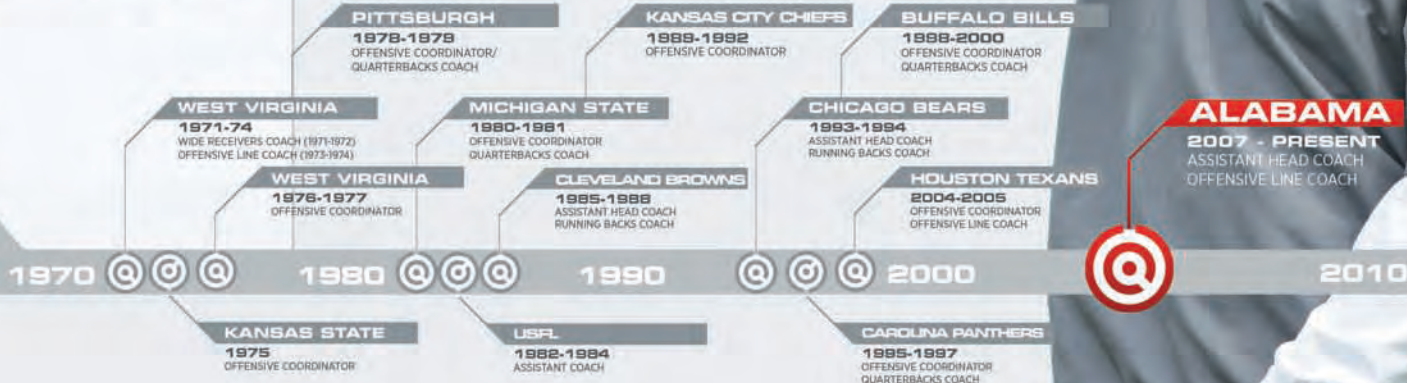

A native of Matheny, W.Va., Pendry was a three-sport star at Oceana High School, excelling in football, basketball and track. He was an all-state selection in football and basketball and was the West Virginia High School Lineman of the Year in 1964. Pendry played two seasons at West Virginia University (1965-66) before a career-ending injury allowed him to become a student coach (1967-68) before becoming a graduate assistant coach in 1969. He remained on the WVU staff as freshman coach (1970), wide receivers coach (1971-72), offensive line coach (1973-74) and offensive coordinator (1976-77).

Pendry also had collegiate coaching stints at Kansas State (1975), Pittsburgh (1978-79), and Michigan State (1980-81) before moving to the professional ranks. He was an assistant coach with the USFL's Philadelphia Stars (1982-83) before becoming head coach of the Pittsburgh Maulers in 1984. In 1985, he began his NFL coaching career, where he spent 19 seasons.

Pendry is a 1969 graduate of West Virginia University with a degree in physical education. Pendry and his wife, the former Sandi Barbera, have two children, Joe Jr., and Jill Koeppel, and four grandchildren.



**PENDRY FAMILY**  
Joe and his wife Sandi



# KIRBY SMART

DEFENSIVE COORDINATOR / SECONDARY COACH

Kirby Smart is in his third season with the Alabama football staff as secondary coach and second as defensive coordinator. A former standout defensive back and scholar-athlete at Georgia, Smart brings an impressive blend of college and pro coaching experience to the Crimson Tide.

Smart recently took home the 2009 Broyles Award as the nation's top assistant coach. The Alabama defense was again regarded as one of the top units in the country, leading the nation in scoring defense (11.0 ppg) and pass efficiency defense (88.8), while ranking second nationally in rush defense (77.9 ypg) and total defense (241.7 ypg). Three players on Smart's defense earned first team All-America honors – Rolando McClain, Javier Arenas, Terrence Cody – and Mark Barron was a third team AP All-American. McClain took home the Butkus Award and Cody was a finalist for several national awards as well.

The Alabama defense was rated among the nation's best in 2008. The Tide finished 3rd in total defense (263.5 ypg) and 7th in scoring defense (14.3 ppg) in the final NCAA stats. Senior captain Rashad Johnson earned All-America honors as well as first-team All-SEC recognition after intercepting five passes, including two for touchdowns. Alabama recorded 15 interceptions in '08 and brought back four of those for scores.

Under Smart's guidance in 2007, Johnson led the SEC with six interceptions and earned first team All-SEC honors along with cornerback Simeon Castille. A third member of the Alabama secondary, Kareem Jackson, was honored at the end of the season as a second team Sporting News Freshman All-American.

Smart joined the Tide after spending the 2006 season as safeties coach with head coach Nick Saban and the NFL's Miami Dolphins. Prior to his stint with the Dolphins, Smart spent six years on the collegiate level with Georgia (1999 and 2005), LSU (2004), Florida State (2002-03), and Valdosta State (2000-01).

As the running backs coach at Georgia in 2005, the Bulldogs averaged 162.2 yards per game, the third best mark in the SEC. Smart spent the 2004 season as defensive backs coach under Saban at LSU, where he tutored two NFL draft picks: Corey Webster (2nd round, New York Giants) and Travis Daniels (4th round, Miami Dolphins). That season, the Tigers allowed 157.2 passing yards per game, which ranked second in the SEC and fifth nationally.

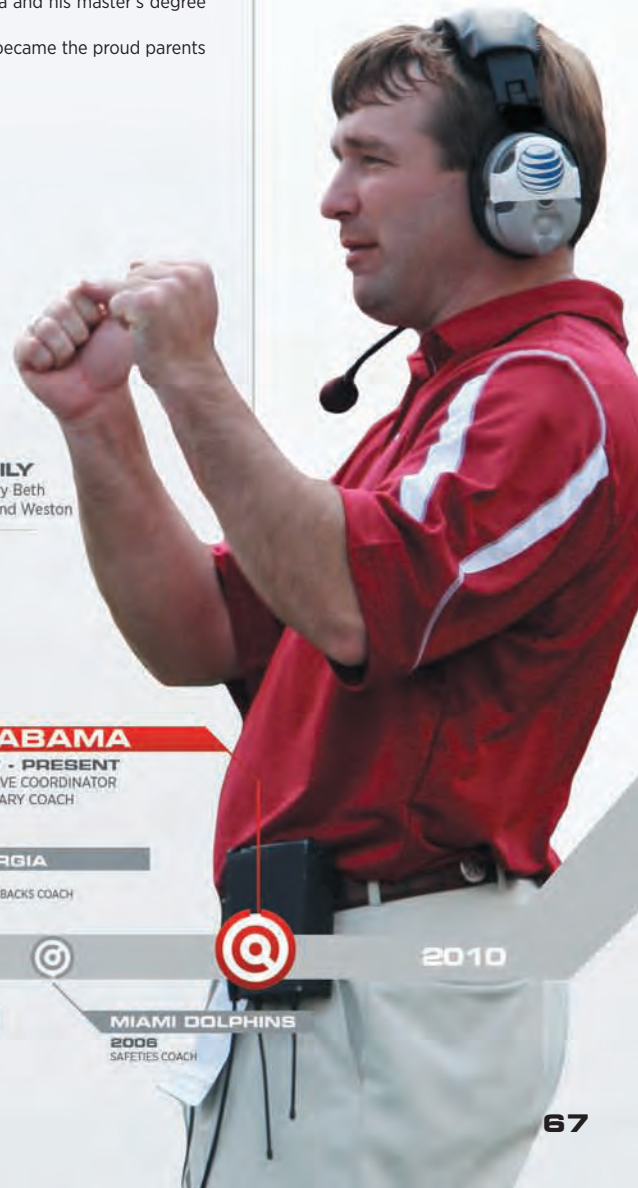
Smart was a graduate assistant coach under Bobby Bowden at Florida State in 2002-03 and served as defensive coordinator (2001) and defensive backs (2000) coach at Valdosta State. He began his coaching career as an administrative assistant at Georgia in 1999.

As a player, Smart was a four-year letterman at defensive back for the Bulldogs, where he was a first team All-SEC pick as a senior. He finished his career with 13 interceptions, fourth in Georgia annals, and led the Bulldogs with six interceptions in 1997 and five in 1998. A four-time member of the SEC Academic Honor Roll, Smart earned his undergraduate degree in finance from Georgia and his master's degree from Florida State in 2003.

A native of Bainbridge, Ga., Smart is married to the former Mary Beth Lycett of McDonough, Ga. The couple became the proud parents of twins (Weston and Julia) on February 8, 2008.



**SMART FAMILY**  
Kirby and his wife, Mary Beth  
and their twins, Julia and Weston



## ALABAMA

2007 - PRESENT  
DEFENSIVE COORDINATOR  
SECONDARY COACH

## GEORGIA

2005  
RUNNING BACKS COACH

## FLORIDA STATE

2002-2003  
GRADUATE ASSISTANT

## VALDOSTA STATE

2000-2001  
DEFENSIVE COORDINATOR  
DEFENSIVE BACKS COACH

## GEORGIA

1999  
ADMINISTRATIVE ASSISTANT

## LSU

2004  
DEFENSIVE BACKS COACH

## MIAMI DOLPHINS

2006  
SAFETIES COACH

1999

2010



# SAL SUNSERI

ASSISTANT HEAD COACH / LINEBACKERS COACH



Sal Sunseri, a former All-American linebacker at Pittsburgh, joined the Alabama coaching staff in January of 2009 after serving as the defensive line coach with the NFL's Carolina Panthers. As a member of the Crimson Tide staff, he will hold the title of assistant head coach for defense and work with the linebackers.

In year one at Alabama, Sunseri helped guide a Crimson Tide defense that gave up fewer points than any other team in the nation. Sunseri's NFL experience with the pass rush has helped Alabama greatly increase the production in that area. UA totaled 26 sacks in 14 games in 2008, and has 31 sacks in 13 games this year, despite losing its best pass rusher in linebacker Dont'a Hightower early in the season.

Sunseri's defensive line with the Panthers was regarded as one of the best in the NFL. Defensive end Julius Peppers, defensive end Mike Rucker and defensive tackle Kris Jenkins earned Pro Bowl honors during Sunseri's tenure. He produced at least one Pro Bowl defensive lineman in five of six seasons as defensive line coach. The Panthers were among the top 10 in the NFL in terms of fewest yards allowed in four of his seven seasons and made three playoff appearances.

Sunseri came to Carolina as a defensive assistant in 2002 and took over as defensive line coach in 2003. It was a seamless transition as the Panthers defensive line remained one of the best in the NFL in 2003 under Sunseri. Carolina ranked eighth in overall defense, 11th against the run and seventh in sacks per pass play. The defensive line accounted for 32.5 of the team's 40 total sacks and also produced a pair of Pro Bowl players in Jenkins and Rucker.

The Panthers' defensive line has provided more than its share of superlatives. In 2006, the Panthers ranked seventh in yards allowed and seventh in sacks per play as two members of the starting unit, Peppers and Jenkins, were selected to the NFC Pro Bowl squad. In 2005, Carolina finished third in yards allowed, fourth against the rush and fifth in sacks per pass play. In 2008, Carolina ranked ninth in the NFL and fifth in the NFC in sacks (37.0) while also ranking 12th in the NFL and sixth in the NFC in scoring defense (20.6 ppg). Peppers earned his fourth trip to the Pro Bowl and established a new career-high with 14.5 sacks.

Prior to his time at Carolina, Sunseri worked as the linebackers coach and special teams coordinator at Michigan State in 2001 after spending 2000 at Louisiana State under head coach Nick Saban in the same capacity. He coached at Alabama A&M in 1998 and 1999 as defensive coordinator and linebackers coach following three seasons from 1995-97 at the University of Louisville as linebackers coach.

Working his way up the coaching ladder, Sunseri spent one year each at Illinois State as defensive coordinator in 1994 and Iowa Wesleyan as assistant head coach, defensive coordinator and special teams coach in 1993. He broke into coaching at his alma mater, Pittsburgh, in 1985 and coached defensive line and linebackers before being named assistant head coach in 1992.

Sunseri began his career at the University of Pittsburgh in 1978 as a walk-on and ended it as a team captain and consensus All-American as a senior in 1981. A three-year starter at linebacker, he helped the Panthers to a combined record of 33-3 and anchored a defensive unit that led the NCAA in total defense in 1980 and 1981. He was the defensive MVP in the 1982 Senior Bowl and was drafted in the 10th round by the Pittsburgh Steelers but had his pro career cut short by a knee injury in training camp. He received a bachelor's degree in communications from Pittsburgh in 1982.

Sunseri is married to the former Roxann Evans, who was a varsity gymnast at Pittsburgh. The couple has two daughters, Jaclyn and Ashlyn, and two sons, Santino (who is a redshirt freshman quarterback at Pittsburgh) and Vinnie.



**SUNSERI FAMILY**  
(L to R) Santino, Ashlyn, Roxann,  
Sal, Jaclyn, Vinnie

## ALABAMA

2009- PRESENT  
ASSOCIATE HEAD COACH  
LINEBACKERS COACH

### IOWA WESLEYAN

1993  
ASSISTANT HEAD COACH /  
DEFENSIVE COORDINATOR

### LOUISVILLE

1995-1997  
LINEBACKER COACH

### LSU

2000  
LINEBACKER COACH  
SPECIAL TEAMS COACH

### MICHIGAN STATE

2000  
LINEBACKER COACH  
SPECIAL TEAMS COACH

### PITTSBURGH

1985-1992  
DEFENSIVE LINE AND LINEBACKERS COACH

### ILLINOIS STATE

1994  
DEFENSIVE COORDINATOR

### ALABAMA A&M

1998-1999  
DEFENSIVE COORDINATOR  
LINEBACKER COACH

### CAROLINA PANTHERS

2002-2008  
DEFENSIVE LINE COACH

1980

2010



# BOBBY WILLIAMS

TIGHT ENDS COACH AND SPECIAL TEAMS COORDINATOR

Bobby Williams is in his second season in Tuscaloosa after being hired as Alabama's tight ends coach and special teams coordinator in January of 2008. A veteran coach with both college and NFL experience, Williams joins Nick Saban's coaching staff for the fourth time in his career as they have worked together previously at Michigan State, LSU and the Miami Dolphins.

Williams had to replace a pair of senior tight ends from last year's roster, but the Alabama offense did not miss a beat as transfer Colin Peek emerged as one of the team's top targets. Peek earned AP second team All-SEC honors with 26 catches for 313 yards and three touchdowns. Williams also oversaw Groza finalist Leigh Tiffin at placekicker, who earned first team AP All-America status, as well as Javier Arenas, who set the SEC all-time punt return records for yards and touchdowns.

In year one at the Capstone, Williams led a pair of senior tight ends to the best seasons of their careers. Nick Walker made 11 starts and was 2nd on the team in receiving with 32 catches, 324 yards and two touchdowns. Travis McCall started 12 games and was one of the team's top blockers, clearing the way for an outstanding ground game. McCall, who caught seven passes for 52 yards, represented Alabama in the Senior Bowl.

The special teams in 2008 were a big weapon for the Tide under Williams. Javier Arenas broke two punt returns for touchdowns and set the school record for career punt return yardage and punt return touchdowns. Placekicker Leigh Tiffin, a Lou Groza Award semifinalist, was 20-of-29 on field goals and punter P.J. Fitzgerald had a career-best average of 41.1 yards per punt with 15 inside the 20.

Williams spent the 2005 and 2006 seasons as the running backs coach with the Dolphins. In his first season, Miami averaged 118.6 yards rushing per contest, the second-best figure by the team over the previous 21 years (1985-05). Ronnie Brown led the team with 907 yards rushing, second-most among NFL rookies in 2005 and the second-highest total ever by a Dolphins rookie. Brown followed that up with 1,008 yards in 2006, which marked the first time a player in the franchise had rushed for 900 or more yards in each of his first two seasons.

He served as the associate head coach/wide receivers coach at LSU in 2004 where he coached a pair of future NFL first round picks in Craig Davis and Dwayne Bowe. Both Davis and Bowe ranked in the top ten in the SEC in both receptions per game and receiving yards per game that season.

Prior to his one-year stint in Baton Rouge, Williams spent one season (2003) as the wide receivers coach with the Detroit Lions. With the Lions, rookie Charles Rogers, who played for Williams at Michigan State, caught 22 passes for 243 yards and three touchdowns through just five games before an injury cut short his rookie campaign. At the time, Rogers' receiving total tied for 11th in the NFC and was third among NFL rookies.

Williams followed Saban as head coach at Michigan State, and served in that post from 2000-02. He led the Spartans to a victory over Florida in the 2000 Citrus Bowl after the 1999 season, in his first game as the school's head coach. He also guided Michigan State to a 7-5 mark in 2001, his second full season as the team's head coach, one which culminated with a victory over Fresno State in the Silicon Valley Football Classic, as he became the first coach in Michigan State history to lead his team to victories in his first two bowl appearances.

He previously was an assistant on the Spartans staff from 1990-99, during which time he tutored the running backs, the final five years under Saban. Michigan State backs produced nine individual 1,000- yard rushing performances in Williams' ten years in that post, a list which includes T.J. Duckett, Atlanta's first-round draft choice in 2002.

Williams got his start in the coaching profession as running backs/defensive backs coach at Ball State from 1983-84. He followed that with a five-year stop (1985-89) as offensive backfield coach at Eastern Michigan before heading off to East Lansing.

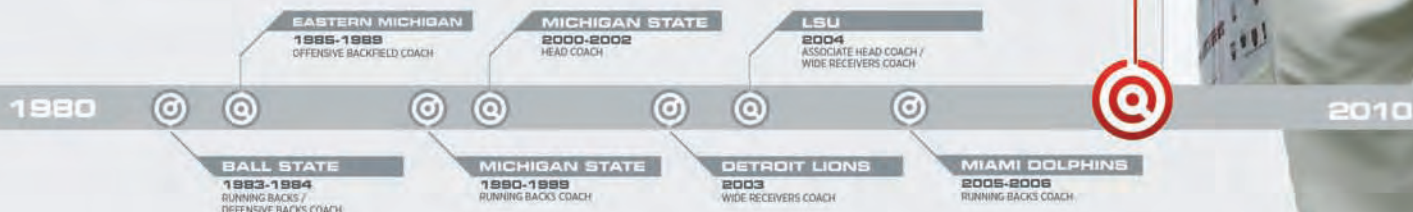
Williams is a 1982 graduate of Purdue where he earned his degree in general management and was a four-year letterman for the Boilermakers. He started his career at running back before moving to the secondary and starting in his final three seasons. A tri-captain as a senior in 1981, Williams was a part of three Purdue bowl teams as a player. He then served one year (1982) as a graduate assistant with the Boilermakers.

A native of St. Louis, Mo., Williams and his wife, Sheila, have a daughter, Nataly, and a son, Nicholas.



**WILLIAMS FAMILY**  
(L to R) Nicholas, Nataly, Sheila and Bobby

**ALABAMA**  
2008 - PRESENT  
TIGHT ENDS COACH  
AND SPECIAL TEAMS COORDINATOR





# JAMES WILLIS

ASSOCIATE HEAD COACH / LINEBACKERS COACH



James Willis was hired at the University of Alabama in January of 2009 and will serve as associate head coach and work with the linebackers. Willis, a seven-year NFL veteran, joins the Crimson Tide after serving as an assistant coach at Auburn.

The Crimson Tide defense ranked either first or second nationally in the four major defensive categories in Willis' first year, including the No. 1 scoring defense (11.0 ppg). The linebackers did some shuffling throughout the season with Dont'a Hightower out but did not miss a beat. Junior Rolando McClain earned Alabama's second Butkus Award as the country's best linebacker and newcomer Nico Johnson went on to earn Freshman All-America honors in his first year.

Willis spent the previous three years as the linebackers coach at Auburn. The Tigers ranked No. 7 nationally in scoring defense in 2006 and followed that up with a No. 6 ranking in 2007 and a No. 14 ranking in scoring defense last season. Auburn appeared in two bowls during his tenure - the 2007 AT&T Cotton Bowl and the 2007 Chick-fil-A Bowl. The Tigers defeated Nebraska 17-14 in the Cotton Bowl and defeated Clemson 23-20 in overtime in the Chick-fil-A Bowl. Willis also coached a pair of Freshman All-Americans at linebacker at Auburn in Tray Blackmon (2006) and Spencer Pybus (2008).

Prior to his stint at Auburn, Willis coached the linebackers at Temple (2005) and Rhode Island (2004-05). He coached Rhode Island linebacker Teddy Gibbons to team MVP and All-Atlantic 10 Conference honors in 2004. In 2003, Willis was a defensive graduate assistant at Auburn after working as a student assistant the previous two years at AU.

Willis spent seven seasons in the NFL and one season in the XFL. He began his professional career with the Green Bay Packers (2003-04) before making the move to Philadelphia (1995-98) where he was a three-year starter for the Eagles. His final NFL season was in 1999 with the Seattle Seahawks and his playing career concluded in 2001 with the Birmingham Thunderbolts of the XFL.

As a collegiate player, Willis was a three-year starter at Auburn (1990-92). He recorded 344 career tackles and was a member of the 1990 Peach Bowl team. Willis was a first team All-SEC selection in 1992 and was the SEC Co-Defensive Freshman of the Year in 1990. A fifth round draft pick by Green Bay following his junior season, Willis returned to earn his degree in Adult Education from Auburn.

Willis was born in Huntsville, Ala. and played high school football at J.O. Johnson High School where he was a Parade All-American as a linebacker. He and his wife, Shalane are the proud parents of daughter Jade and sons Jalen and Jordan James.



**WILLIS FAMILY**  
(L to R) James, Jordan James,  
Jalen, Shalane and Jade.

## ALABAMA

2009- PRESENT  
ASSOCIATE HEAD COACH  
LINEBACKERS COACH

### RHODE ISLAND

2003-2004  
LINEBACKERS COACH

### TEMPLE

2005  
LINEBACKERS COACH

2000

### AUBURN

2001-2003  
GRADUATE ASSISTANT

### AUBURN

2006-2008  
RUNNING BACKS COACH



ALABAMA

# SCOTT COCHRAN

HEAD FOOTBALL STRENGTH AND CONDITIONING COACH

The booming voice you hear leading a pre-practice stretch or encouraging a Crimson Tide player to finish a workout session strong is that of Head Football Strength and Conditioning Coach Scott Cochran. The high-energy coach joined the Alabama staff in 2007 after spending three seasons with the New Orleans Hornets as an assistant strength coach. He received one of the highest honors in his field when he was named the 2008 Samson Strength & Conditioning Coach of the Year as featured in American Football Quarterly following Alabama's 12-2 season a year ago.

Cochran's duties with the Hornets included assisting with the exercise and strength conditioning programs to help players achieve and maintain optimal fitness throughout the NBA season. With the Hornets, he coached NBA standouts Chris Paul, Baron Davis and David West.

Prior to joining the Hornets staff, Cochran worked for his alma mater, Louisiana State, as an assistant strength coach in 2003 (13-1, BCS National Champions) and 2004 (9-3, Capital One Bowl). He was a graduate assistant in Baton Rouge from 2001-03. Cochran returned to LSU after starting his career in the strength and conditioning field at University Laboratory High School in Baton Rouge, La. He held that position from 1998-2001 and then went back to LSU as a graduate assistant for all sports from 2001-03. Cochran was then hired on to the full-time staff for the 2003-04 season.

A native of New Orleans, Cochran received a bachelor's degree in kinesiology from LSU in 2001 and added a master's degree in sports management from LSU in 2003. Cochran was born on March 21, 1979, and is married to the former Cissy Schepens. They have a son, Beau, and a daughter, Savannah.



**COCHRAN FAMILY**  
(L to R) Cissy, Beau,  
Savannah, and Scott



## ALABAMA

2007 - PRESENT  
HEAD STRENGTH AND  
CONDITIONING COACH

## LSU

2003-2004

ASSISTANT STRENGTH AND CONDITIONING COACH

2000



2010

## LSU

2001-2003

GRADUATE ASSISTANT  
STRENGTH AND CONDITIONING

## NEW ORLEANS HORNETS

2004-2006

ASSISTANT STRENGTH COACH

FOOTBALL



# MIKE VOLLMAR

ASSOCIATE ATHLETIC DIRECTOR/FOOTBALL



Mike Vollmar was hired as associate athletics director for football on May 22, 2008. Vollmar's primary role at Alabama is to oversee the administration and operation of the football program. Before joining the Crimson Tide, he spent 12 years as an assistant athletics director and director of football operations at Michigan State. Vollmar had the opportunity to serve on the 2010 Citi BCS National Championship Game Advisory Committee earlier this year.

Vollmar's duties at Michigan State included internal and external operations of the football program. He also managed the football operating budget, team travel, camps and the construction of a new \$12 million football facility. He served as the liaison between Michigan State and NFL scouts as well as high school coaches. Vollmar serves on the AFCA National Committee for Directors of Football Operations and the Duffy Daugherty Memorial Award Committee.

In 1996, then-Michigan State head coach Nick Saban called on Vollmar to serve as the assistant athletic director of football operations. During Vollmar's tenure at MSU, he saw the Spartans appear in six bowl games ('96 Sun, '97 Aloha, '00 Citrus, '01 Silicon Valley, '03 Alamo and '07 Champs Sports). During Vollmar's stay with the Spartans, they compiled a 10-2 record in 1999 which included a win over Florida in the Citrus Bowl.

Prior to joining MSU, Vollmar spent five years at Syracuse where the Orangemen posted a record of 41-15-1. He served as recruiting coordinator from 1991-93 and director of football and recruiting operations from 1994-96 under Paul Pasqualoni. Four players recruited during that time were named to Syracuse's All-Century team, including Donovan McNabb, Donovan Darius, Kevin Johnson and Kevin Abrams. Syracuse won three bowl games in his five years ('92 Hall of Fame, '93 Fiesta and '96 Gator Bowls).

Vollmar also spent three seasons as assistant recruiting coordinator and in athletic administration under the late Bo Schembechler and Gary Moeller at the University of Michigan (1988-90). The Wolverines went 28-7-1 during his stay in Ann Arbor, winning three Big Ten Championships, with two Rose Bowl appearances and a Gator Bowl appearance. Mike's father, James, was a running back at Michigan from 1956-58.

Vollmar participated in track and field as a pole vaulter at Siena Heights University in Adrian, Mich. He received a bachelor's degree in history with a minor in speech communication from Siena Heights in 1988.

A native of Riverview, Mich., Vollmar earned a total of eight letters in track and basketball at Riverview Community High School. As a senior, he earned all-state honors as a pole vaulter. Vollmar attended the same high school that produced former Michigan head coach Lloyd Carr, former Vanderbilt head coach Woody Widenhofer and former Colorado head coach Bill McCartney. Vollmar earned a master's degree in sports management from the United States Sports Academy in Daphne, Ala., in 1989 where he was recently added to the school's alumni board. He and his wife, Tami, have a daughter, Bailey Lauren.



**VOLLMAR FAMILY**  
Tami, Bailey Lauren, and Mike





# ED MARYNOWITZ

*DIRECTOR OF PLAYER PERSONNEL*



Ed Marynowitz joined the Alabama staff in December of 2008 as the Director of Player Personnel. He comes to Tuscaloosa after a season as a scouting assistant for the Miami Dolphins.

Marynowitz directs Alabama football's recruiting efforts. In addition to those duties, he assists with camps, clinics and other football-related events. Marynowitz also serves as the liaison between Alabama and the NFL scouts and assists with the day to day administration and operation of the football program.

With the Dolphins, Marynowitz worked under general manager Jeff Ireland and executive vice president of football operations Bill Parcells. He worked in both the pro and college scouting departments where he assisted with the advance scouting of opponents, evaluation of both draft eligible college prospects and NFL free-agents, the execution of free-agent workouts, the monitoring of daily league transactions, and the maintenance of Miami's scouting databases.

Prior to his time with the Dolphins, Marynowitz spent two years on staff at the University of Central Florida under George O'Leary. He served as a graduate assistant during the 2006 season, working primarily with football operations before joining the staff on a full-time basis for the 2007 season as the Knights' recruiting administrator. In that role for UCF, Marynowitz directed the on-campus recruiting efforts in addition to assisting with day-to-day operations of the program.

He began his collegiate playing career as a two-year starter at La Salle University in Philadelphia where he threw for 4,896 yards and 24 touchdowns as a freshman and sophomore. Marynowitz earned honorable mention All-American honors in 2003 as a sophomore and holds a number of the school's passing records. He finished his playing career at UCF as a reserve quarterback on the 2005 Hawaii Bowl team.

Marynowitz completed his B.A. degree in business management in the spring of 2006 at the University of Central Florida. He finished his master's in business administration in December of 2007 and then a second master's degree in sports business management from UCF's DeVos Sport Business Management Program in May of 2008.



**ED MARYNOWITZ**  
Joined the Tide staff in December 2008





## JEFF ALLEN

HEAD ATHLETIC TRAINER

Jeff Allen is in his third year as head football athletic trainer at The University of Alabama. Before joining the Crimson Tide, Allen was the head athletic trainer at The University of Central Florida. He was responsible for all of the sports medicine needs for the entire department.

Prior to his post at UCF, Allen was head athletic trainer at Tennessee-Chattanooga from 2000-04 where he oversaw the athletic training operations for 16 varsity sports while handling all of the duties associated with the football program.

Allen was an assistant athletic trainer at the University of Kentucky from 1997-2000 and served as an assistant athletic trainer at Valdosta (Ga.) State from 1995-97 where he was head athletic trainer for the football and baseball teams. He earned his Masters in Health and Physical Education from Valdosta State University in 1995 while also serving as a graduate assistant for two years.

One of the most well-respected athletic trainers in the country, Allen has had several articles published and is a regular speaker at national and state athletic training conferences. He has had his work published by The Journal of Athletic Training and Athletic Therapy Today. Allen has served as a featured speaker at conferences held by the National Athletic Trainers Association and the Southeast Athletic Trainers Association, as well as state meetings in Georgia, Kentucky and Tennessee.

A 1993 graduate of Georgia Southern University with a bachelor's degree in Health and Physical Education, Allen and his wife, Mary, have one daughter, Makennah.



## TANK CONERLY

ATHLETIC EQUIPMENT DIRECTOR

The all-important role of Athletic Equipment Director falls under the capable direction of Tank Conerly. Recognized as one of the nation's best in his field, Conerly began his duties at Alabama in 1987, joining the Tide staff from Duke University where he served as head athletic equipment manager from 1983-87.

In his 23rd year at Alabama, Conerly has seen the Crimson Tide compete in 16 bowl games and has been a part of four SEC Championship teams and the National Championship team in 1992.

A native of Jackson, Miss., Conerly was a four-year student equipment manager at the University of Mississippi. After graduation, Conerly became the assistant equipment manager at Ole Miss, before moving on to Duke University. Tank recently married the former Susie Webb and the couple has two daughters (Anna and Georgie).



## JEREMY PRUITT

**DIRECTOR OF PLAYER DEVELOPMENT**

Jeremy Pruitt joined Coach Nick Saban's staff as Director of Player Development in 2007, after a successful stint as an assistant coach at Hoover (Ala.) High School. He brings 12 years of coaching experience to the Alabama program, including three seasons as defensive backs coach at Hoover and as the defensive coordinator for the final two seasons. He tutored a defense that helped the Bucs reach the Class 6A State Championship in 2004, 2005 and 2006, winning titles in 2004 and 2005. Six of his players went on to sign Division I scholarships. Prior to his stint at Hoover, Pruitt served as an assistant coach under his father, Dale Pruitt, at Fort Payne High School from 2001-03.

He began his coaching career as a student assistant coach at Alabama during the 1997 season, where he worked under defensive backs coach Curley Hallman. After one-year on the UA staff, Pruitt joined his father's staff at Plainview High School, where he served as defensive backs coach and defensive coordinator in 1998 and 2000. He spent one season as defensive backs coach at the University of West Alabama, where he earned his bachelor's degree in 1999.

Pruitt played at both Middle Tennessee and Alabama during his collegiate career. He began his career at Middle Tennessee under legendary coach Boots Donnelly, where he was a two-year starter at safety and cornerback for the Blue Raiders.

After his sophomore season, Pruitt transferred to Alabama where he played two seasons under coach Gene Stallings. As a junior, Pruitt played in nine games and recorded seven tackles. As a senior, Pruitt played in seven games as a backup defensive back and was a member of Alabama's 1996 SEC Western Division Championship team that beat Michigan 17-13 in the Outback Bowl in Tampa.

A two-time all-state defensive back, Pruitt helped Plainview High School to a 48-8 record during his four-year career. He earned All-State honors in both 1991 and 1992.



## WILLIE CARL MARTIN

**DIRECTOR OF PLAYER DEVELOPMENT**






Willie Carl Martin joined the Alabama football staff as Director of Player Development (Academics/Strength & Conditioning) in March of 2007 after serving as head football coach at Benjamin Russell High School in Alexander City since 2001.

Martin's role at Alabama is to help in the personal development of each student-athlete and see to it that they reach their full potential from an academic and physical standpoint.

Martin compiled a 52-24 record in six seasons as head coach at Benjamin Russell. Previously an assistant coach for the school, where he coached Dallas Cowboys receiver Terrell Owens, Martin served 24 years in the Alexander City School System as a coach, teacher and administrator. A native of Alexander City, Martin joined the school system there in 1983 as a teacher and coach for Alexander Middle School. In 1985, he moved on to Benjamin Russell High School in a similar capacity and was elevated to head football coach in 2001. He led the Wildcats to the state championship in 2001 and was an assistant during the 1997 and 2000 seasons when they finished as runners-up. For the last four years, Martin has served on the Central Board of Control for the Alabama High School Athletic Association (AHSAA).

A 1975 graduate of Northeastern State University in Tahlequah, Okla., Martin was inducted into the NSU Athletic Hall of Fame in February 2007. He was a four-year letterman (1969-72) in football for NSU as an offensive lineman and earned All-America and All-Oklahoma Collegiate Conference First Team honors as a senior in 1972. After graduation, the Houston Oilers of the National Football League (NFL) drafted Martin. However, he chose to compete in the Canadian Football League (CFL) where his 10-year career featured stops in Edmonton and Winnipeg. Martin was named All-Pro in eight of his 10 seasons in the CFL, participated in six Grey Cup games and won two championships. Martin and his wife, Leslie Ruth, have two daughters, Carla and Kizzy, and one grandson, Malik.







# ALABAMA FOOTBALL

97 ALL-AMERICANS • 12 NATIONAL CHAMPIONSHIPS • 22 CONFERENCE TITLES

## GAME INFORMATION

Opponent: Texas Longhorns  
Site: Rose Bowl (92,542)  
Series: Texas leads, 7-0-1  
TV: ABC (Brent Musburger, Kirk Herbstreit & Lisa Salters)  
Radio: Crimson Tide Sports Network  
WFFN-FM (95.3) (Eli Gold, Phil Savage & Barry Krauss)

## WHAT'S INSIDE

General Notes	2
Defensive Notes	3-5
Offensive Notes	5-8
Special Teams Notes	9
Awards and Honors	9-11
Team Notes	11-13
Opponent	13
Bowl Notes	14-15
Coach Saban	16-17
Participation Chart	20
Rosters and Depth Chart	21-23
Last Time it Happened:	24-27

## ALABAMA CRIMSON TIDE (13-0, 8-0 SEC)

Sept. 5	vs. Virginia Tech (7/7)	Atlanta, Ga. (ABC)	W, 34-24
Sept. 12	Florida International	Tuscaloosa (PPV)	W, 40-14
Sept. 19	North Texas	Tuscaloosa (SEC)	W, 53-7
Sept. 26	*Arkansas	Tuscaloosa (CBS)	W, 35-7
Oct. 3	*at Kentucky	Lexington, Ky. (SEC)	W, 38-20
Oct. 10	*at Mississippi (20/16)	Oxford, Miss. (CBS)	W, 22-3
Oct. 17	*South Carolina (22/22)	Tuscaloosa (ESPN)	W, 20-6
Oct. 24	*Tennessee	Tuscaloosa (CBS)	W, 12-10
Nov. 7	*LSU (9/9)	Tuscaloosa (CBS)	W, 24-15
Nov. 14	*at Mississippi State	Starkville, Miss. (ESPN)	W, 31-3
Nov. 21	Tennessee-Chattanooga	Tuscaloosa (SEC)	W, 45-0
Nov. 27	*at Auburn	Auburn, Ala. (CBS)	W, 26-21
Dec. 5	vs. Florida 1/1 (SEC Title)	Atlanta, Ga. (CBS)	W, 32-13
Jan. 7	vs. Texas 2/2 (BCS Title)	Pasadena, Calif. (ABC)	7 p.m.

\*Conference Game - All Times are Central

## TEXAS LONGHORNS (13-0, 8-0 BIG 12)

Sept. 5	Louisiana-Monroe	Austin, Texas (FSS)	W, 59-20
Sept. 12	at Wyoming	Laramie, Wyo. (SEC)	W, 41-10
Sept. 19	*Texas Tech	Austin, Texas (CBS)	W, 34-24
Sept. 26	UTEP	Austin, Texas (ESPN2)	W, 64-7
Oct. 10	*Colorado	Austin, Texas (CBS)	W, 38-14
Oct. 17	*vs. Oklahoma	Dallas, Texas (ABC)	W, 16-13
Oct. 24	*at Missouri	Columbia, Mo. (ESPN)	W, 41-7
Oct. 31	*at Oklahoma State	Stillwater, Okla. (CBS)	W, 41-14
Nov. 7	Central Florida	Austin, Texas (CBS)	W, 35-3
Nov. 14	*at Baylor	Waco, Texas (CBS)	W, 47-14
Nov. 21	*Kansas	Austin, Texas (PPV)	W, 51-20
Nov. 26	*at Texas A&M	College Station, Texas (ESPN)	W, 49-39
Dec. 5	vs. Nebraska (Big 12 Title)	Dallas, Texas (ABC)	W, 13-12
Jan. 7	vs. Alabama (BCS Title)	Pasadena, Calif. (ABC)	7 p.m.

\*Conference Game - All Times are Central

## GAME 14

ALABAMA (13-0, 8-0 SEC)

vs. TEXAS (13-0, 8-0 BIG 12)

THURSDAY, JANUARY 7, 2009 • 7 P.M. (CST) • ABC

ROSE BOWL (92,542) • PASADENA, CALIF.

**THE GAME:** The top-ranked University of Alabama football team makes its first BCS National Championship Game appearance after knocking off defending national champion Florida in the Southeastern Conference Championship Game. The BCS National Championship Game will be played on Thursday, January 7, 2010, at the historic Rose Bowl in Pasadena, Calif. The Crimson Tide will face the second-ranked Texas Longhorns for the ninth time in school history and the first time since the 1982 Cotton Bowl. The game is scheduled for a 7 p.m. (CST) kickoff and will be televised by ABC with Brent Musburger, Kirk Herbstreit and Lisa Salters calling the action. Eli Gold, Phil Savage and Barry Krauss will have the radio call on the Crimson Tide Sports Network.

**HEAD COACH NICK SABAN:** Alabama head coach Nick Saban (Kent State, 1973) is in his third season with the Crimson Tide. He was named the school's 27th head coach on January 3, 2007. Saban has compiled a 123-50-1 (.710) record as a collegiate head coach with a 32-8 (.800) mark at Alabama that includes a 13-0 record this year with a perfect 8-0 mark in the SEC and a SEC Championship Game victory over then-No. 1 Florida, 32-13. Saban has now won 10 games in back-to-back seasons for the first time in his career. He captured his 100th career win and coached his 150th game as a collegiate head coach during the 2008 campaign. In 2003, Saban led LSU to a 13-1 record and the BCS National Championship. Overall, Saban has coached four conference championship teams (1990 Mid-American, 2001 SEC and 2003 SEC at LSU and the 2009 SEC title at Alabama) while coaching 12 of his 14 teams to post-season bowl appearances (did not coach Michigan State in the bowl game following the 1999 season). Saban is one of two (Bob Stoops) current Football Bowl Subdivision coaches to coach for at least 10 years and not suffer a losing season.

**RANKINGS:** The Crimson Tide is ranked No. 1 in every poll following their 32-13 win over previously No. 1 Florida in the SEC Championship Game. Alabama tops the *Associated Press* poll (1,498 points), the BCS standings (.9978), the Harris Poll (2,841 points) and the *USA Today* Coaches' poll (1,470 points). UA garnered 58 first-place votes in the AP poll and 54 in the coaches' poll. Alabama was ranked fifth in both the AP and *USA Today* Coaches' preseason polls, the highest preseason ranking for the Tide since the 2000 season when Alabama opened at No. 3.

**ALABAMA-TEXAS SERIES:** Alabama and Texas will be meeting for the ninth time with the Longhorns holding a 7-0-1 edge in the series. Alabama and Texas are meeting for the sixth time in a bowl game with the Horns holding a 4-0-1 lead in those meetings. Alabama earned a tie with Texas in the 1960 Bluebonnet Bowl while the Horns won the 1948 Sugar Bowl (1947 season), the 1965 Orange Bowl (1964 season), the 1973 Cotton Bowl (1972 season) and the 1982 Cotton Bowl (1981 season). The 1982 Cotton Bowl was the most recent meeting between these storied football programs. Texas rallied with 14 points in the fourth quarter to secure a 14-12 win.



# ALABAMA FOOTBALL GRADUATES

Earl Alexander, Financial Planning  
 Eryk Anders, Health Studies  
 Javier Arenas, Public Relations  
 Drew Davis, Marketing  
 Brandon Deaderick, General Studies  
 P.J. Fitzgerald, Management  
 Terry Grant, Human Environmental Science  
 Baron Huber, Telecommunications  
 Mike Johnson, Consumer Affairs  
 Tyrone King, Health Studies  
 Greg McElroy, Business Marketing  
 Colin Peek, Finance  
 Cory Reamer, Finance  
 Chris Rogers, Consumer Affairs  
 Brian Selman, Business Marketing  
 Travis Sikes, Consumer Affairs/ NOON  
 Ali Sharrief, Human Environmental Science  
 Heath Thomas, Human Environmental Science  
 Leigh Tiffin, Management  
 Roy Upchurch, General Studies  
 Lorenzo Washington, Human Environmental Science

## 2009 PRESEASON ALL-AMERICANS

### Javier Arenas

2009 Playboy Preseason All-American  
 Second-Team Preseason All-American (CBSSports.com)  
 Third-Team All-American (Lindy's)  
 Third-Team All-American (The Sporting News)  
 Second-Team All-American (Sporting News)

### Terrence Cody

First-Team Preseason All-American (CBSSports.com)  
 First-Team All-American (Lindy's/Athlon's/Phil Steele)  
 Second-Team All-American (Sporting News)

### Mike Johnson

First-Team Preseason All-American (CBSSports.com)  
 Second-Team All-American (Lindy's)  
 Second-Team All-American (Sporting News)  
 Third-Team All-American (Sporting News)

### Julio Jones

2009 Playboy Preseason All-American  
 Second-Team All-American (Lindy's)  
 Second-Team All-American (Phil Steele)

### Rolando McClain

2009 Playboy Preseason All-American  
 First-Team Preseason All-American (ESPN.com)  
 First-Team Preseason All-American (CBSSports.com)  
 First-Team All-American (Lindy's/Phil Steele)  
 First-Team All-American (Sporting News)

**ALABAMA DEGREES:** An impressive total of 21 active Crimson Tide players are playing in the BCS National Championship Game with degrees already in hand, including nine who graduated this December. Earl Alexander (financial planning), Eryk Anders (health studies), Javier Arenas (public relations), Drew Davis (marketing), Brandon Deaderick (general studies), P.J. Fitzgerald (management), Terry Grant (human environmental science), Baron Huber (telecommunications), Mike Johnson (consumer affairs), Tyrone King (health studies), Greg McElroy (business marketing), Colin Peek (Finance), Cory Reamer (finance), Chris Rogers (consumer affairs), Brian Selman (business marketing), Ali Sharrief (human environmental science), Travis Sikes (consumer affairs), Heath Thomas (human environmental science), Leigh Tiffin (management), Roy Upchurch (general studies) and Lorenzo Washington (human environmental science).

**TIDE LEADS NATION IN GRADUATES:** Alabama's 21 graduates on the 2009 roster are the most of any school in the Bowl Championship Subdivision. The Crimson Tide had nine more players graduate this December after leading the nation with 13 graduates during the 2009 season.

**ALABAMA RANKS 2ND NATIONALLY IN GRADUATION RATE AMONG TOP 25:** Alabama is tied for second nationally with a 75 percent federal graduation rate, which was released recently by the NCAA, among teams ranked in this week's *Associated Press* top 25. The Crimson Tide and Miami Hurricanes both trailed Penn State, who graduated 89 percent.

**BEATING THE BEST:** Alabama is 8-2 against the *Associated Press* Top 25 over the 2008 and 2009 seasons. The Crimson Tide's 32-13 win over No. 1 Florida on December 5 in the SEC Championship Game was the Tide's fifth win over a top-10 team dating back to the start of the 2008 season. Alabama is also 5-0 against the *AP* Top 25 and 3-0 vs. the *AP* Top 10 this season.

## Alabama vs. Top 25 Opponents (since the start of the 2008 season)

Date	Team	Rank	Result
Aug. 30, 2008	vs. Clemson (at Atlanta, Ga.)	9	W, 34-10
Sept. 27, 2008	at Georgia	3	W, 41-30
Nov. 8, 2008	at LSU	15	W, 27-21 (OT)
Dec. 6, 2008	vs. Florida (at Atlanta, Ga.)	2	L, 31-20
Jan. 2, 2009	vs. Utah	7	L, 31-17
Sept. 5, 2009	vs. Virginia Tech (at Atlanta, Ga.)	7	W, 34-24
Oct. 10, 2009	at Mississippi	20	W, 22-3
Oct. 17, 2009	South Carolina	22	W, 20-6
Nov. 6, 2009	LSU	9	W, 24-15
Dec. 5, 2009	vs. Florida (at Atlanta, Ga.)	1	W, 32-13

**ALABAMA IN THE BCS RANKINGS:** Alabama is ranked first in the final 2009 Bowl Championship Series standings released on Sunday, December 6. The Crimson Tide (.9978) edged their BCS National Championship Game opponent Texas (.9433) by a margin of .0545 with Cincinnati (.8878) third. The Tide is ranked first in the Harris Interactive poll, the computers and the *USA Today* Coaches' poll. Texas is third in the computer rankings while Cincinnati in second by computers. TCU is fourth in the overall BCS rankings (.8836) and Florida is fifth (.8637).

Team	BCS Average	Harris Average	Coaches Average	Computer Average
1. Alabama	.9978	.9968 (1)	.9966 (1)	.980 (1)
2. Texas	.9433	.9547 (2)	.9553 (2)	.890 (3)
3. Cincinnati	.8878	.8656 (4)	.8678 (4)	.900 (2)
4. TCU	.8836	.9049 (3)	.9058 (3)	.860 (5)
5. Florida	.8637	.8404 (5)	.8407 (5)	.980 (4)

**SABAN AMONG THE BEST:** Head coach Nick Saban's arrival in Tuscaloosa led to the Crimson Tide's rapid rise up the national rankings. That success in such a short period of time has impacted the Tide's record book. Saban produced the largest win increase from year one to year two in school history as Alabama went from seven wins in 2007 to 12 wins in 2008. He is one of two coaches (Bob Stoops, Oklahoma) in the Football Bowl Subdivision (FBS) football to have coached 10 years and never suffered through a losing season. Saban achieved another first in 2009 with back-to-back 10-win seasons. He also ranks fifth in winning percentage (71.0 percent) among active coaches who have coached at least 10 years of FBS football.

## AMONG THE BEST

### TOP WINNING PERCENTAGE BY ACTIVE COACHES

Coach	Team	Record	Pct.
Bob Stoops	Oklahoma	116-29	.800
Joe Paterno	Penn State	392-129-3	.751
Bobby Bowden	Florida State	388-129-4	.749
Steve Spurrier	South Carolina	177-67-2	.724
<b>Nick Saban</b>	<b>Alabama</b>	<b>123-50-1</b>	<b>.710</b>
Dennis Erickson	Arizona State	169-83-1	.670

## CRIMSON TIDE DEFENSIVE NOTES

**BAMA DEFENSE GETTING STRONGER:** Alabama's defense has strengthened down the stretch of the 2009 season, ranking in the top seven in every major defensive category. The Crimson Tide leads the nation in scoring defense, allowing just 11.0 points per game. UA also leads the nation in pass efficiency defense (88.81) while ranking second nationally in total defense (241.69 yards per game) and rushing defense (77.92 ypg). The Tide is seventh nationally in pass defense, allowing 163.77 ypg. The UA defense has surrendered only nine touchdowns in nine games against Southeastern Conferences teams this season and has held five SEC teams to single-digit scoring. Alabama has won seven of its nine games vs. SEC teams by two or more scores.

### Alabama's SEC Defense

Team	TD (s)	Points	Rushing	Passing	Total Offense
Arkansas	1	7	63	191	254
at Kentucky	2	20	133	168	301
at Mississippi	0	3	57	140	197
South Carolina	0	6	64	214	278
Tennessee	1	10	74	265	339
LSU	2	15	95	158	253
at Mississippi State	0	3	114	99	213
at Auburn	2	21	151	181	332
vs. Florida (SEC Title)	1	13	88	247	335

**DOMINANT 'D':** Alabama returned eight starters from a 2008 defense that finished third nationally in total defense, allowing 263.5 yards per game. The 2009 unit has even better numbers, allowing a total of 241.69 yards per game in 13 games to rank second nationally. The Tide opened the season by holding Virginia Tech to 155 total yards (64 rushing, 91 passing). UA held FIU to 214 total yards, including only one yard rushing, while North Texas could manage only 187 yards of offense and 61 yards rushing. Arkansas managed 63 on the ground, while the Tide limited Mississippi to 197 yards and 57 rushing, including 19 yards of total offense in the first half. UA then held No. 22 South Carolina to 64 yards rushing and six points. LSU totaled 253 yards, but had only 95 on the ground. Mississippi State could only muster 99 yards through the air and 213 total yards. Alabama held Chattanooga to 84 total yards, including 48 rushing and 36 passing. Then-No. 1 Florida could only manage 88 rushing yards and was forced to the air as the Tide broke out to an early lead.

**MCCLAINE HEART AND SOUL OF TIDE DEFENSE:** Junior middle linebacker Rolando McClain has proven to be the heart and soul of the Tide's defense and may be the most complete linebacker in the country. The Butkus Award winner not only leads the team in tackles with 101, but is an on-the-field coach for Alabama. McClain is responsible for making all of the defensive calls and is especially proficient at checking the Crimson Tide into the correct alignment. Almost impossible to block, McClain is either making the tackle or forcing the play into the waiting arms of another Tide defender. The remainder of his stat line: 12.5 tackles for loss (-58 yards), 4.0 sacks (-36 yards), two interceptions (21 return yards), three pass breakups, 14 quarterback hurries and a forced fumble. McClain's play has garnered him extensive national recognition. He was the FWAA/Bronko Nagurski National Defensive Player of the Week after his performance against Kentucky and has twice been named the Lott Trophy IMPACT Player of the Week (South Carolina and Auburn). McClain is a first-team All-American by the American Football Coaches Association and was a finalist for the Lott Trophy.

**AIR DEFENSE:** Alabama's defense has smothered almost every aspect of opposing offenses in 2009. While much attention is earned by the Tide's suffocating rush defense, Alabama has also effectively thwarted passing attacks. The Tide boasts the nation's top-ranked pass efficiency defense, with an 88.81 opponent passer rating. The Tide is also seventh in pass defense, allowing 163.77 yards per game while ranking fifth with 20 interceptions. Over the last five games, UA has limited LSU, Mississippi State, Chattanooga and Auburn to a total of 721 passing yards (144.2 ypg). A game-by-game look at opponents' passing numbers in 2009:

### Opposing Quarterbacks vs. Alabama

	Comp-Att-YardsPct.	TD-INT	QB Rating
Tyrod Taylor, Virginia Tech	9-20-91 45.00	0-0	83.22
Paul McCall, Florida International	16-32-189 50.00	1-0	109.93
Nathan Tune, North Texas	16-23-126 69.56	1-0	129.93
Ryan Mallett, Arkansas	12-35-160 34.29	1-1	76.40
Mike Hartline, Kentucky	17-31-168 54.84	1-3	91.65
Jevan Snead, Mississippi	11-34-140 32.35	0-4	43.41
Stephen Garcia, South Carolina	20-46-214 43.48	0-1	78.21
Jonathan Crompton, Tennessee	21-36-265 58.33	1-1	123.78
J. Jefferson/J. Lee, LSU	14-27-158 51.85	1-1	105.82
Tyson Lee/Chris Relf, Mississippi State	9-20-99 45.00	0-3	56.58
B.J. Coleman/Jare Gault, Chattanooga	7-27-36 25.93	0-3	14.90
Chris Todd/Kodi Burns, Auburn	15-27-181 55.56	2-1	128.90
Tim Tebow, Florida	20-35-247 57.14	1-1	120.14

## ALABAMA IN THE AP

Alabama has been ranked in 642 of the 1,004 Associated Press college football polls since 1936, according to the AP Poll

Archive. The Crimson Tide owns a 385-128-10 all-time record in games when ranked in the Associated Press college football poll, including an 25-5 mark under head coach Nick Saban. The Crimson Tide is also ranked in the AP poll for the 28th consecutive game (including all 14 last season), its longest streak since the mid 1990s when UA was ranked for 71 consecutive weeks under Coach Gene Stallings.

### Associated Press Top 25

RK	TEAM	RECORD	PTS	PVS
1	Alabama (58)	13-0	1498	2
2	Texas (2)	13-0	1425	3
3	TCU	12-0	1376	4
4	Cincinnati	12-0	1302	5
5	Florida	12-1	1253	1
6	Boise State	13-0	1237	6
7	Oregon	10-2	1128	7
8	Ohio State	10-2	1080	8
9	Georgia Tech	11-2	952	12
10	Iowa	10-2	925	9
11	Penn State	10-2	883	10
12	Virginia Tech	9-3	866	11
13	LSU	9-3	686	15
14	Miami (Fla.)	9-3	660	17
15	Brigham Young	10-2	658	16
16	Oregon State	8-4	524	13
17	Pittsburgh	9-3	514	14
18	West Virginia	9-3	447	24
19	Stanford	8-4	390	23
20	Nebraska	9-4	371	21
21	Oklahoma State	9-3	349	22
22	Arizona	8-4	323	NR
23	Utah	9-3	151	NR
24	Wisconsin	9-3	133	NR
25	Central Michigan	11-2	64	NR

**Others Receiving Votes:** East Carolina 53, Houston 50, Texas Tech 44, Northwestern 35, Clemson 31, California 14, Mississippi 14, USC 8, Oklahoma 7, North Carolina 7, Tennessee 6, Missouri 4, Montana 1, Georgia 1



## UA IN THE COACHES' POLL

The Crimson Tide has enjoyed much success in the coaches rankings over the last half century. The United Press International debuted the coaches poll in 1950 and ran the poll through the 1990 season. The USA Today took over the poll in 1991 and has run the poll for the last 19 seasons. Alabama was ranked No. 5 in the 2009 preseason coaches' poll after not being ranked in last year's preseason poll. Alabama entered the rankings after beating Clemson and was ranked in the coaches poll for the remainder of the season, reaching No. 1 in the polls for five weeks in November. The Tide has five UPI (1961, 1964, 1973 and 1979) and USA Today (1992) coaches poll national titles.

## USA Today Coaches' Top 25

Rk	Team	Record	Pts	PVS
1	<b>Alabama (54)</b>	<b>13-0</b>	<b>1470</b>	<b>3</b>
2	Texas (4)	13-0	1409	2
3	TCU	12-0	1336	4
4	Cincinnati (1)	12-0	1280	5
5	Florida	12-1	1240	1
6	Boise State	13-0	1216	6
7	Oregon	10-2	1096	8
8	Ohio State	10-2	1077	7
9	Penn State	10-2	950	9
10	Georgia Tech	11-2	921	12
11	Iowa	10-2	918	10
12	Virginia Tech	9-3	829	11
13	LSU	9-3	718	14
14	Brigham Young	10-2	702	13
15	Miami (Fla.)	9-3	611	17
16	Pittsburgh	9-3	506	15
17	West Virginia	9-3	429	23
18	Oklahoma State	9-3	404	21
19	Nebraska	9-4	391	20
20	Oregon State	8-4	368	16
21	Stanford	8-4	253	24
22	Wisconsin	9-3	247	NR
23	Arizona	8-4	237	NR
24	Utah	9-3	183	25
25	Houston	10-3	106	18

**Others Receiving Votes:** Central Michigan 63, USC 42, East Carolina 37, Texas Tech 34, Northwestern 24, Clemson 23, Mississippi 16, California 12, South Carolina 8, Oklahoma 5, Missouri 5, TROY 3, North Carolina 2, Navy 1, Nevada 1, Georgia 1, Middle Tennessee State 1

**GROUND DEFENSE:** The Crimson Tide has not allowed a 100-yard rusher in an astonishing 33 games, dating back to October 13, 2007, when Mississippi's BenJarvus Green-Ellis went for 131 yards. That is the longest streak in the nation, 11 games more than second-place Ohio State (22 games). Alabama is one of five teams not to allow a 100-yard rusher in 2009 and is the only team not to surrender a 100-yard rusher in 2008 or 2009. As a team, the Crimson Tide has held 22 teams under 100 yards rushing over the past 27 games with only LSU and Florida in 2008 and Kentucky, Mississippi State and Auburn in 2009 able to crack the 100-yard barrier as a team.

### Teams That Have Not Allowed a 100-Yard Rusher in 2009

Team	Consecutive Games	Last time it happened (Opponent)
<b>Alabama</b>	<b>33</b>	<b>Oct. 13, 2007 (Mississippi)</b>
Ohio State	22	Sept. 13, 2008 (USC)
Penn State	15	Nov. 8, 2008 (Iowa)
Texas	13	Jan. 5, 2009 (Ohio State)
Oklahoma State	12	Dec. 30, 2008 (Oregon)

**STIFLING DEFENSE PUTS UP IMPRESSIVE NUMBERS:** Alabama's defense over the past 27 games – or two seasons – has held opponents under 200 yards of total offense in 10 games, including a 155-yard effort by Virginia Tech, a 187-yard showing by North Texas, a 197-yard game by Mississippi and a 84-yard outing vs. Chattanooga in 2009. The sub-200-yard games in that span: Clemson (188); Western Kentucky (158); Tennessee (173); Arkansas State (158); Mississippi State (167); Auburn (170); Virginia Tech (155); North Texas (187); Mississippi (197).

**DEFENSE TOUGH ON THIRD DOWN:** The Crimson Tide defense has been strong on third down in 2009, ranking fourth nationally and allowing a 29.38 conversion rate (52 for 177). Alabama's performance at Mississippi on October 10 was special. UA did not allow the Rebels a single third-down conversion as UM went 0 for 9. UA held Virginia Tech to just two conversions on 12 third down attempts (16.7 percent). Florida International was just 7 for 17 (41.1%) on third down while North Texas could only convert at a rate of 28.5 percent (4 for 14). The Tide opened SEC play by limiting Arkansas to 2 for 14 on third down (14.3 percent) and then held Kentucky to 4 of 13 (30.8 percent). LSU converted just 5 of 14 (35.7 percent) and Mississippi State managed just a 15.4 percent conversion rate (2 for 13). Chattanooga was 3 for 13 on third down (23.08) and Auburn was 4 of 12 (33.3 percent). The Crimson Tide finished third nationally in third down conversion defense in 2008, holding opponents to a 28.14 percent (56 of 199) conversion rate.

**FORCING TURNOVERS:** Alabama has produced 22 turnovers in the last nine games, forcing five turnovers at Mississippi, four at Kentucky, two against South Carolina, one vs. Tennessee, one vs. LSU, three at Mississippi State, three vs. Chattanooga, two at Auburn and one vs. Florida. The Tide has picked off 18 passes in those nine games and recovered four fumbles. The Crimson Tide ranks fifth nationally in turnover margin at plus-16 (1.23 per game). Alabama has forced 75 turnovers in 40 games under head coach Nick Saban (an average of 1.88 per game) forcing 26 turnovers in 13 games this season, while the UA offense has only turned the ball over 10 times (4 interceptions, 6 fumbles) in 2009. Alabama forced 24 turnovers in 2007 for a plus-4 turnover ratio and then recorded 25 turnovers and ended the season with a plus-6 turnover margin in 2008. Alabama has recorded at least one turnover in 35 of 40 games under Saban. UA is 29-6 under Saban when gaining at least one turnover. Alabama is 3-2 in games without a turnover over the last three seasons.

**PASS RUSH IMPORTANT FOR BAMA DEFENSE:** The Alabama defense has 31 sacks on the season, five more sacks than the Tide recorded in 2008. UA ranks 35th nationally while ranking third in the SEC in sacks with 2.38 per game. The Texas offensive line has surrendered an average of 2.31 sacks per game to rank 81st nationally. Defensive end Marcell Dareus leads Alabama with 0.50 sacks per game (6.5 for 44 yards in losses), Javier Arenas and Eryk Anders are second on the team with 5.0 sacks while Rolando McClain is fourth with four sacks. UA ranks 19th nationally in tackles for loss (TFL), averaging 7.00 per game. That mark also ranks third in the SEC and accounts for 422 lost yards by UA opponents. McClain and Anders are tied for the team lead with 12.5 tackles for loss while Arenase is third with 12.0 TFL and Dareus is fourth with nine TFL.

**BARRON NOTCHES 7TH INTERCEPTION:** Alabama sophomore safety Mark Barron has intercepted seven during 2009 season, which ranks seventh nationally at .54 per game. That total ranks tied for third on the Alabama single-season interceptions list.

### Interceptions (Season)

10	Hootie Ingram (163 yards)	1952
8	Harry Gilmer (79 yards)	1946
<b>7</b>	<b>Mark Barron (125 yards)</b>	<b>2009</b>
7	Steve Higginbotham (108 yards)	1971
7	Jeremiah Castille (60 yards)	1982
7	Antonio Langham (67 yards)	1993
7	Kevin Jackson (44 yards)	1996

**THREE-AND-OUT PROWESS:** The Alabama defense has been one of the stingiest units in the country in 2009. Beyond top two rankings in total defense, rushing defense, pass efficiency defense and scoring defense, another example of the Crimson Tide's defensive prowess shows in the amount of three-and-outs forced. Alabama has forced 71 three-and-outs this season,

which ranks third in the country and averages out to 5.46 per game. TCU checks in at No. 1 with 79 forced three-and-outs for 6.58 per contest. Ohio State follows with 71, which averages out to 5.9 per game.

**BARRON MAKING PRESENCE KNOWN:** Safety Mark Barron might not be the first safety prominent in the minds of the national media, but the Mobile, Ala., native is making a strong bid for first-team All-SEC recognition and may be worthy of much more. Barron is seventh nationally while leading the SEC with seven interceptions. He also has 70 tackles to rank second on the Alabama defense, which ranks near the top nationally in almost every defensive category. Barron leads the SEC in passes defended with 17 (10 PBU, 7 INT) and ranks tied for sixth nationally with 1.31 passes defended per game.

**DAREUS MAKES A NAME FOR HIMSELF:** Sophomore defensive lineman Marcell Dareus has been dominant in 2009 with 32 tackles, 9.0 tackles for loss (-49 yards) and 6.5 quarterback sacks (-44 yards) to rank eighth in the Southeastern Conference and tied for 73rd nationally. Dareus had a breakout game in the season opener against Virginia Tech with 1.5 sacks. He followed that up with a four-tackle outing against Florida International in which he posted two sacks for 17 yards in losses. Dareus had two solo stops vs. Arkansas with a tackle for loss (-1). He then recorded a sack, four tackles and a pass breakup in a win over Tennessee before notching two more sacks in a win over LSU.

**DEADERICK UNDAUNTED:** Senior defensive tackle Brandon Deaderick completed a miraculous return to the playing field with an appearance in the Crimson Tide's win over Virginia Tech, just five days after being shot by an unknown assailant on the night of Monday, August 31, in Tuscaloosa. Deaderick, who suffered non-life threatening injuries to his left forearm and hip in the incident, was cleared for action by team doctors. He saw his first action on special teams with 6:35 left to play in the first quarter on Virginia Tech's point-after conversion following a 98-yard kickoff return for a touchdown that tied the game at 6-6. Deaderick saw action on defense with 3:00 left in the first quarter. He finished with one solo tackle vs. the Hokies. He has played in all 12 games this season with seven starts. He has accounted for 22 tackles, 4.5 tackles for loss and a sack.

## CRIMSON TIDE OFFENSIVE NOTES

**AT HIS BEST, AGAINST THE BEST:** Sophomore running back Mark Ingram has been at his best against the best in 2009. He has rolled up 1,864 all-purpose yards and 18 touchdowns while averaging 118.62 yards per game on the ground with 15 rushing touchdowns in 13 games. But those numbers climb even higher when the Crimson Tide's opponent is ranked in the top 25. In UA's five games with top-25 opponents - including three ranked in the top 10 - Ingram has accounted for 825 yards on the ground (165.0 ypg) with six touchdowns. He has also caught 15 passes for 181 yards and a touchdown to account for 1,006 all-purpose yards (201.12 ypg) in those five games.

Ingram broke free for 150 rushing yards and a touchdown while catching three passes for 35 yards and a score in the season-opener against Virginia Tech. He scampered for 172 yards on the ground, including a 36-yard touchdown run on fourth down at Mississippi. Ingram then exploded for a Bryant-Denny Stadium record 246 yards and a game-clinching touchdown vs. South Carolina and then pounded out 144 yards with five receptions for 30 yards vs. No. 9 LSU. In the SEC title game against the nation's No. 8 rushing defense, Ingram went for 113 yards and three touchdowns on the ground while catching two passes for 76 yards.

The Tide's games against ranked opponents are also when he has best displayed his hard-to-tackle running style that has led to 578 total yards after contact (115.6 ypg), including 115 yards vs. Virginia Tech, 95 yards after contact at Mississippi, 167 yards against South Carolina, 107 after contact against No. 9 LSU and 94 vs. No. 1 Florida in the SEC Championships Game.

**INGRAM OFF TO THE RACES:** Mark Ingram produced a 2009 season that has led him to the Heisman Trophy. He has rushed for 1,542 yards and 15 touchdowns in 13 games this season for 118.62 yards per game average to rank 12th nationally and second in the SEC in rushing. Ingram has also added 30 receptions for 322 yards and three scores. Below is a look at Ingram's season on a game-by-game basis.

### Mark Ingram 2009 Game-By-Game

Game	Rushes	Yards	TD	Rec.	Yards	TD	All-Purpose
vs. Virginia Tech (7)	26	150	1	3	35	1	185
Florida International	10	56	1	4	47	0	103
North Texas	8	91	1	3	38	1	129
Arkansas	17	50	1	3	21	1	71
at Kentucky	22	140	2	1	6	0	146
at Mississippi (20)	28	172	1	3	16	0	188
South Carolina (22)	24	246	1	2	23	0	269
Tennessee	18	99	0	0	0	0	99
LSU (9)	22	144	0	5	30	0	174
at Mississippi State	19	149	2	1	9	0	158
Chattanooga	11	102	2	0	0	0	102
at Auburn	16	30	0	3	21	0	51
vs. Florida	28	113	3	2	76	0	189
<b>Total</b>	<b>249</b>	<b>1,542</b>	<b>15</b>	<b>30</b>	<b>322</b>	<b>3</b>	<b>1,864</b>

**INGRAM IS EXPLOSIVE ... :** Mark Ingram has burst onto the scene for the Crimson Tide as a sophomore in 2009. He ranks among the national leaders in runs of 10 yards or more (46), 15 yards or more (29) and 20 yards or more (17). With his 10 receptions of 10 or more yards, he has a total of 53 plays of 10 or more yards this season. He ripped off an impressive eight runs and one reception of 10 or more yards against South Carolina, including five runs and one reception of 20 or more yards. He also had six runs and one reception of 10 yards or more vs. LSU's tough defense and three rushes and one receptions of 10 yards or more vs. Florida's then-top-ranked defense.

**... AND TOUGH:** Mark Ingram has also proven difficult to bring down on first contact. He has gained an astonishing 1,002 yards after contact this season on 279 touches (249 rushes, 30 receptions). Ingram has gained 53.7 percent of his total yards after contact this season (1,002 of 1,864). He reeled off a season-best 167 total yards after contact against South Carolina on 24 rushes and two receptions. He also broke the 100-yard barrier on yards after contact vs. Virginia Tech (115), and LSU (107). He also got close at Mississippi (95) and vs. Florida's No. 1-ranked defense. Below is a breakdown of Ingram's yards after contact (both rushing and receiving) this year.

### Ingram's Yards After Contact

Game	Rush Yards	Rec. Yards	Total Yards	YAC (% of YAC)
vs. Virginia Tech	150	35	185	115 (62.2)
Florida International	56	47	103	52 (50.5)
North Texas	91	38	129	74 (57.4)
Arkansas	50	21	71	23 (32.4)
at Kentucky	140	6	146	54 (37.0)
at Mississippi	172	16	188	95 (50.5)
South Carolina	246	23	269	167 (62.1)
Tennessee	99	0	99	65 (65.7)
LSU	144	30	174	107 (61.5)
at Mississippi State	149	9	158	60 (38.0)
Chattanooga	102	0	102	73 (71.6)
at Auburn	30	21	51	23 (45.1)
vs. Florida	113	76	189	94 (49.7)
<b>Totals</b>	<b>1,542</b>	<b>322</b>	<b>1,864</b>	<b>1,002 (53.7)</b>

**INGRAM TOPS ALABAMA'S SINGLE-SEASON RUSHING LIST:** Mark Ingram has 1,542 rushing yards this season to become Alabama single-season rushing leader. He sprinted past the former record-holder Bobby Humphrey with 113 yards against Florida's then-No. 1-ranked defense in the SEC Championship Game.

### ALABAMA'S 1,000-YARD RUSHING SEASONS

Yards	Player (Attempts)	Year
1,524	Mark Ingram (249 att.)	2009
1,471	Bobby Humphrey (236 att.)	1986
1,383	Shaun Alexander (302 att.)	1999
1,383	Glen Coffee (233 att.)	2008
1,367	Shaud Williams (280 att.)	2003

### RUSHING YARDS - CAREER

3,565	Shaun Alexander (727 att.)	1996-99
3,420	Bobby Humphrey (615 att.)	1985-88
3,324	Kenneth Darby (702 att.)	2003-06
2,741	Johnny Musso (574 att.)	1969-71
2,645	Dennis Riddle (612 att.)	1994-97
2,560	Bobby Marlow (408 att.)	1950-52
2,519	Johnny Davis (447 att.)	1974-77
2,486	Sherman Williams (535 att.)	1991-94
2,288	Shaud Williams (410 att.)	2002-03
2,270	Mark Ingram (392 att.)	2008-09



**INGRAM'S PACE:** Mark Ingram has already turned in a big season for the Crimson Tide. His 118.62 yards per game currently ranks 12th in the country and he is on pace to rush for 1,661 yards in a 14-game season (including National Championship Game). He has already broken the Alabama single-season rushing mark of 1,471 by Bobby Humphrey in 1986 and currently ranks 11th on the SEC's single-season rushing list. But he is on pace (1,661) to rank sixth on the SEC single-season rushing chart. It would only trail only Georgia's Herschel Walker (1,891 & 1,752), Arkansas' Darren McFadden (1,830), Auburn's Bo Jackson (1,786) and LSU's Charles Alexander (1,686). He would also do it in less carries - projected 268 - than any running back in the top 10.

**BALL SECURITY:** Mark Ingram has also developed an impressive reputation during his 27-game Alabama career as an expert at holding onto the football. The sophomore has lost only one fumble in 392 career rushing attempts and 37 career receptions for a total of 429 career touches. He has only put the ball on the ground twice (at LSU in 2008 and vs. Tennessee in 2009), the first of which was recovered by the Tide and the second was a lost fumble vs. Tennessee this season. Ingram went 332 carries into his career before losing his first fumble. He has 2,270 rushing yards in those 26 games with 24 rushing touchdowns while also catching 35 passes for 300 yards and three scores.

**INGRAM RACKING UP RUSHING/RECEIVING YARDS:** Mark Ingram has already broken the Tide's single-season rushing record (with 1,542 yards), but he is also among the UA greats in all-purpose yardage. Ingram enters the Texas game with 1,864 all-purpose yards (only rushing and receiving in his case), which ranks third on the Tide's single-season list. He is 152 yards behind the Tide's single-season record-holder Bobby Humphrey (2,016 yards in 1986). Ingram is averaging 143.4 all-purpose yards per game this season.

**INGRAM OVER 100 YARDS RUSHING FOR 7TH in 2009; 8TH TIME IN CAREER:** Mark Ingram's 113 rushing yards vs. Florida in the SEC Championship Game is his seven 100-yard rushing performances in 2009, tying an Alabama record for 100-yard rushing outings in a season originally set by Shaun Alexander in 1999. Ingram has eclipsed 100 rushing yards eight times in his Alabama career, ranking ninth in Alabama history. Alexander (15 from 1996-99) and Bobby Humphrey (15 from 1985-88) hold the record.

**TOP RUSHING EFFORT IN BRYANT-DENNY STADIUM:** Mark Ingram constructed a career-best rushing performance with 246 yards on 24 attempts against South Carolina on Oct. 17 - the third-highest single-game rushing total in Alabama history and the most in the history of Bryant-Denny Stadium. Ingram's signature drive of the season also came against the Gamecocks, as he carried the ball on all six plays of the Tide final touchdown drive that sealed the game. Five of the plays came out of the 'Wildcat' formation with the runs covering 24, 4, 5, 9, 22 and 4 yards (TD). The yardage exceeded Ingram's 172-yard outing at Mississippi, his previous career high.

#### ALABAMA'S TOP RUSHING PERFORMANCES

<b>291</b>	<b>Shaun Alexander at LSU (20 att.)</b>	<b>Nov. 9, 1996</b>
<b>284</b>	<b>Bobby Humphrey at Mississippi State (30 att.)</b>	<b>Nov. 1, 1986</b>
<b>246</b>	<b>Mark Ingram vs. South Carolina (24 att.)</b>	<b>Oct. 17, 2009</b>
<b>233</b>	<b>Bobby Marlow vs. Auburn (25 att.)</b>	<b>Dec. 2, 1951</b>
<b>221</b>	<b>Johnny Musso vs. Auburn (42 att.)</b>	<b>Nov. 28, 1970</b>

**INGRAM SCORES ON CAREER-LONG RUN:** Sophomore running back Mark Ingram's 70-yard touchdown run with 7:24 left in the fourth quarter sealed Alabama's win over Mississippi State. It also stands as the longest run of Ingram's Alabama career (previous long: 54 yards versus South Carolina on October 17, 2009).

**MARK INGRAM BREAKDOWN:** Below is a detailed breakdown of sophomore running back Mark Ingram's 2009 season as the sophomore continues to trend upward.

**INGRAM VS. SEC TEAMS:** Ingram has rushed for 1,143 yards (199 attempts) in nine games against SEC competition, including the SEC Championship Game. He is averaging 127.0 yards per game in SEC play with 10 rushing touchdowns. He has accounted for 67.6 percent of the team's rushing total in league play (1,143 of 1,690) and has scored 10 of the team's 12 rushing touchdowns. Ingram has six 100-yard games against SEC teams this season: Kentucky, Mississippi, South Carolina, LSU, Mississippi State and Florida. He finished with a career-high 246 yards vs. No. 22 South Carolina and then busted loose on a career-long 70-yard touchdown run at Mississippi State on Nov. 14.

**INGRAM ON THE ROAD:** In six games away from Bryant-Denny Stadium, vs. Virginia Tech (Atlanta), at Kentucky, Mississippi, Mississippi State, Auburn and Florida (Atlanta), Ingram is averaging 125.7 rushing yards per game this season. He has gained 754 yards in those contests on 134 carries and nine touchdowns.

**INGRAM IN SEPTEMBER:** Ingram averaged 86.8 rushing yards in four games in September in limited action. He missed the start and most of the second half of the Tide's win over Florida International with the flu. He then missed almost all of the second half and only received eight car-

#### 2009 COLLEGE FOOTBALL PRESEASON WATCH LISTS

Biletnikoff Award - Julio Jones
Doak Walker Award - Mark Ingram
Maxwell Award - Jones
Jim Thorpe Award - Javier Arenas
Butkus Award - Dont'a Hightower, Rolando McClain
Outland Trophy - Terrence Cody and Mike Johnson
Bednarik Award - Cody, McClain
Groza Award - Leigh Tiffin
Lombardi Trophy - Cody, Hightower, Johnson, McClain
Lott Trophy - Cody and McClain
Nagurski Award - Arenas, Cody and McClain

#### UA PLAYERS OF THE WEEK (recognized by coaches)

<b>Virginia Tech</b>	
<b>Offense:</b>	Mark Ingram, Greg McElroy
<b>Defense:</b>	Rolando McClain
<b>Special Teams:</b>	P.J. Fitzgerald, Brian Selman

<b>Florida International</b>	
<b>Offense:</b>	James Carpenter, Mike McCoy, Trent Richardson
<b>Defense:</b>	Terrence Cody, Dont'a Hightower
<b>Special Teams:</b>	Javier Arenas, Dre Kirkpatrick

<b>North Texas</b>	
<b>Offense:</b>	Greg McElroy, Colin Peek
<b>Defense:</b>	Terrence Cody, Mark Barron
<b>Special Teams:</b>	Javier Arenas, Robby Green, Chris Jordan

<b>Arkansas</b>	
<b>Offense:</b>	Trent Richardson, Marquis Maze
<b>Defense:</b>	Rolando McClain, Javier Arenas
<b>Special Teams:</b>	Lorenzo Washington, Chris Rogers, Tyrone King

<b>Kentucky</b>	
<b>Offense:</b>	Mark Ingram, William Vlachos, Darius Hanks
<b>Defense:</b>	Rolando McClain, Cory Reamer
<b>Special Teams:</b>	Javier Arenas, Cory Reamer

<b>Mississippi</b>	
<b>Offense:</b>	Mark Ingram, William Vlachos, Barrett Jones
<b>Defense:</b>	Rolando McClain, Kareem Jackson
<b>Special Teams:</b>	Leigh Tiffin, Cory Reamer

<b>South Carolina</b>	
<b>Offense:</b>	Mark Ingram, Barrett Jones
<b>Defense:</b>	R. McClain, M. Johnson, L. Washington, T. King
<b>Special Teams:</b>	Julio Jones, P.J. Fitzgerald, Roy Upchurch

<b>Tennessee</b>	
<b>Offense:</b>	Julio Jones, James Carpenter
<b>Defense:</b>	Javier Arenas
<b>Special Teams:</b>	Terrence Cody, Leigh Tiffin

<b>LSU</b>	
<b>Offense:</b>	Julio Jones, Marquis Maze, Drew Davis
<b>Defense:</b>	Javier Arenas, Marcell Dareus
<b>Special Teams:</b>	Leigh Tiffin and Jerrell Harris

<b>Mississippi State</b>	
<b>Offense:</b>	Mark Ingram, Mike Johnson
<b>Defense:</b>	Rolando McClain, Mark Barron, Cory Reamer
<b>Special Teams:</b>	Javier Arenas, Robby Green

<b>Chattanooga</b>	
<b>Offense:</b>	Drew Davis, Julio Jones, Trent Richardson
<b>Defense:</b>	Rolando McClain, Javier Arenas
<b>Special Teams:</b>	Leigh Tiffin, Robert Lester

<b>Auburn</b>	
<b>Offense:</b>	Julio Jones, Colin Peek
<b>Defense:</b>	Rolando McClain, Javier Arenas, Eryk Anders
<b>Special Teams:</b>	Ali Sharrief, Javier Arenas, P.J. Fitzgerald

<b>Florida</b>	
<b>Offense:</b>	Entire Offensive Unit
<b>Defense:</b>	Entire Defensive Unit
<b>Special Teams:</b>	Entire Special Teams Unit

ries in a 53-7 blowout win over North Texas. Ingram also missed most of the fourth quarter against Arkansas after the Tide built a 35-7 lead.

**INGRAM IN OCTOBER:** Ingram had a breakout month in October, averaging 164.2 rushing yards per game against four SEC opponents. He had 92 rushing attempts for 657 yards and four touchdowns for 7.1 yards per carry. Ingram tallied three 100-yard rushing games and had 99 yards in win over Tennessee while averaging 175.5 all-purpose yards per game.

**INGRAM IN NOVEMBER:** In four games in November, Ingram rushed 73 times for 424 yards and four touchdowns in wins over LSU, Mississippi State, Chattanooga and Auburn. He averaged 5.81 yards per carry and 106 yards per game in those four games. He ran for 144 yards in the Tide's SEC Western Division-clinching win over No. 9 LSU on Nov. 7 and added 149 rushing yards - with a 70-yard run - and two touchdowns at Mississippi State on Nov. 14. Ingram left the game with 9:43 remaining in the second quarter vs. Chattanooga with 102 yards and two touchdowns on just 11 rushes. He was held to a season-low 30 yards at Auburn on Nov. 27.

**A BALANCED ATTACK:** Alabama returned to the nation's elite in 2008 with a punishing ground attack that wore down defenses and took shots down the field. In 2009, the Tide has brought more balance to the table. UA still has an outstanding ground game and an aerial attack to match with quarterback Greg McElroy. The Tide has shown good balance in their offensive numbers, averaging 215.85 rushing yards and 197.92 yards passing per game, which gives UA the No. 35 total offense in the nation (413.77 ypg). On the ground, Alabama is rushing the ball an average of 42.31 times per game for 5.10 yards per rush. The passing game is averaging 25.69 pass attempts per contest for an average of 7.70 yards per attempt. Those numbers are leading to points on the scoreboard. UA averaged 30.1 points per game last season and is averaging 31.69 points per game in 2009 to rank 26th nationally.

**McELROY ON THE MARK:** Junior quarterback Greg McElroy has been impressive in his first season as the Crimson Tide's starting quarterback, completing 61.15 percent (192 of 314) of his passes for 2,450 yards and 17 touchdowns with only four interceptions. He boasts a 142.01 passing efficiency rating, which ranks 30th nationally and fourth in the SEC. He has won his last 29 starts at quarterback, going 16-0 as a high school senior in 2005 and 13-0 for the Tide in 2009. In his collegiate starting debut against Virginia Tech, the Southlake, Texas, native threw for 230 yards on 15-of-30 passing with one touchdown and one interception in leading the Crimson Tide to a win over the No. 7 team in the country. He also set a new Alabama record for consecutive completions against Florida International by connecting on 14 straight passes. Against North Texas, he tied the school mark for highest completion percentage with a minimum of 10 completions, going 13 for 15 (86.7 percent).

**SECOND-HALF PRECISION:** Alabama junior quarterback Greg McElroy is one of just three quarterbacks in the nation to have at least 75 second-half pass attempts with zero interceptions. McElroy joins TCU's Andy Dalton and Southern Miss' Martevius Young as the only quarterbacks to accomplish the feat. For the season, McElroy has completed 61.1 percent of his passes for 2,450 yards with 17 touchdowns and four interceptions. However, those numbers improve significantly in the second half. McElroy has completed 66-of-101 passes (65.3 percent) in the second half for 909 yards and nine touchdowns. Broken down by quarter, McElroy has connected on an amazing 73.3 percent of his passes (22-of-30) for 345 yards and four touch-

downs in the fourth quarter, while hitting on 44-of-71 passes in the third quarter (62.0 percent) for 564 yards and five touchdowns. Below is a game-by-game look at McElroy's second half performances.

Game	3rd Quarter C-A-Yds-TD	4th Quarter C-A-Yds-TD	2nd Half C-A-Yds-TD
Virginia Tech	6-7-51-0	3-5-85-1	9-12-136-1
FIU	5-10-39-0	0-0-0-0	5-10-39-0
North Texas	1-1-19-0	0-0-0-0	1-1-19-0
Arkansas	7-7-163-2	2-2-25-0	9-9-188-2
Kentucky	6-9-57-1	1-3-6-0	7-12-63-1
Mississippi	3-8-34-0	0-0-0	3-8-34-0
South Carolina	4-7-53-0	1-1-6-0	5-8-59-0
Tennessee	2-2-14-0	3-4-18-0	5-6-32-0
LSU	2-5-33-1	3-4-88-1	5-9-121-2
Mississippi State	2-4-40-0	1-1-48-1	3-5-88-1
Chattanooga	0-0-0-0	0-0-0-0	0-0-0-0
Auburn	3-6-26-0	8-10-69-1	11-16-95-1
Florida	3-5-35-1	0-0-0-0	3-5-35-1
Totals	44-71-564-5	22-30-345-4	66-101-909-9

**McELROY MOVING UP THE RECORD BOOKS:** Alabama junior quarterback Greg McElroy is quietly moving up the Crimson Tide's single-season record books. He ranks tied for second in passing touchdowns with 17 (needs one to tie, two to break), fourth in passing yards with 2,450 (49 yards out of third place), fifth in completions with 192 (needs 11 to move into fourth and 14 to move into third place) and sixth in attempts with 314 (needs 26 to move into fourth and 28 to move into third place). McElroy is also currently the school's single-season leader in completion percentage at 61.14 (192 of 314). He leads Gary Hollingsworth, who completed 60.5 percent (205 of 339) in 1989.

**JONES PRODUCTION ON THE RISE:** Alabama sophomore wide receiver Julio Jones has put up some impressive numbers during the last half of the 2009 season. Slowed by injuries during the first half of the year, Jones' production has exploded over the last six games. The Foley, Ala., native has 29 catches for 398 yards and three touchdowns during that time frame. He is also averaging 13.7 yards per catch and 66.3 yards per game. His recent success began against Tennessee on Oct. 24, when he hauled in seven receptions for 54 yards in the Tide's 12-10 win. Against LSU he caught four passes for 102 yards and a 73-yard touchdown as the Tide clinched the SEC Western Division with a 24-15 win over the Tigers. He caught a touchdown pass in three straight games against LSU, Mississippi State and Chattanooga. Jones closed out the regular season with a career-high nine catches for 83 yards in the win over Auburn. Jones was instrumental in the game-winning touchdown drive with four catches for 33 yards with all four catches resulting in first downs. He had two receptions, both for first downs, in the Tide's 32-13 win over Florida in the SEC Championship Game.

**RICHARDSON HAS IMPRESSIVE ROOKIE CAMPAIGN:** True freshman running back Trent Richardson has enjoyed an impressive rookie season. The Pensacola, Fla., native has rushed for 642 yards and six touchdowns in 126 attempts (5.10 yards per carry and 49.4 yards per game). Richardson has 14 receptions for 107 yards. He rushed for 118 yards and two touchdowns on 15 carries against Florida International in his second career game. He followed that up with 87 yards on 11 carries (7.9 ypc) against North Texas and 65 yards and a score vs. Arkansas. Richardson scored on runs of

## 2009 ALABAMA FOOTBALL HONORS & AWARDS

### Javier Arenas, CB/RS

First-Team All-American (AFCA, AP)  
Second-Team All-American (Walter Camp)  
Associated Press & Coaches First-Team All-SEC at Cornerback; Second-Team (All-Purpose - AP)  
SEC Coaches Special Teams Player of the Year  
Semifinalist for Jim Thorpe Award  
AFCA Good Works Team  
SEC Defensive Player of the Week vs. LSU  
SEC Special Teams Player of the Week vs. Chattanooga  
2009 Playboy Preseason All-American  
Third-Team Preseason All-American (Lindy's and Sporting News)

### Mark Barron, SS

Third-Team All-American (AP)  
First-Team All-SEC (AP, Coaches & Sporting News)

### James Carpenter, RG

Second-Team All-SEC (AP)

### Terrence Cody, NG

Consensus First-Team All-American (FWAA, Walter Camp, AP)  
Finalist for Lombardi, Nagurski and Bednarik Awards  
First-Team All-SEC (AP, Coaches & Sporting News)  
Sporting News Midseason All-American  
AT&T All-America Player of the Week Award vs. Tennessee  
SEC Defensive Player of the Week vs. Tennessee  
Lott IMPACT Trophy Watch List  
Outland Trophy Watch List  
First-Team Preseason All-American (CBS Sports, Lindy's, Athlon's, Phil Steele)  
Second-Team Preseason All-American (Sporting News)

### Mark Ingram, RB

Heisman Trophy Winner  
Sporting News Offensive Most Valuable Player  
Unanimous First-Team All-American  
Finalist for Maxwell Award  
Finalist for Doak Walker Award  
Walter Camp Trophy Finalist

SEC Offensive Player of the Year (AP)  
Unanimous First-Team All-SEC (AP, Coaches & Sporting News)  
Sporting News Midseason All-American  
SEC Offensive Player of the Week vs. Virginia Tech  
AT&T All-America Player of the Week Award vs. S. Carolina  
SEC Offensive Player of the Week vs. South Carolina  
Second-Team Preseason All-SEC (SEC Coaches, Lindy's, Athlon's, Sporting News)

### Mike Johnson, LG

Consensus First-Team All-American (AFCA, Walter Camp, AP)  
Unanimous First-Team All-SEC  
SEC Offensive Lineman of the Week vs. Mississippi St.  
Outland Trophy Watch List  
Lombardi Trophy Watch List  
First-Team Preseason All-American (CBS Sports)  
Second-Team Preseason All-American (Sporting News)



nine and 35 yards in the second half vs. FIU, plunged in from one yard out against North Texas and broke five tackles en route to a 52-yard touchdown vs. Arkansas. He then went for 80 yards on 11 carries against the vaunted Florida defense.

**MULTIPLE OPTIONS CREATE DIVERSE OFFENSIVE ATTACK:** A key element of the Tide's high-powered offense in 2009 has been its ability to find playmakers all over the field. UA quarterbacks, led by starter Greg McElroy, have completed 61.14 percent of their passes to 17 different receivers in the 2009 season. That includes the SEC opener against Arkansas where McElroy spread out 17 completions to nine different targets. The UA receiving numbers are headed by Julio Jones, who has 42 receptions for 573 yards, a 13.6 yards per catch average and four touchdowns. Running back Mark Ingram is tied for second with 30 receptions for 322 yards and three scores. Receiver Marquis Maze has equaled Ingram's 30 catches while accounting for 519 yards two touchdowns. Next is tight end Colin Peek with 26 grabs for 313 yards and two touchdowns. Receiver Darius Hanks has 17 catches for 272 yards and 3 touchdowns. In all, the Tide has 106 receptions from its wide receivers, 59 from backs, 40 from tight ends and one from safety Mark Barron on a fake punt.

**DIVERSE SCORING:** The Alabama offense has been able to score in a hurry while also showing the ability to grind out the long, time-consuming scoring drive. The Crimson Tide has scored 24 touchdowns in three minutes or less, including 13 that found the end zone in three or less plays. On the flip side, Alabama has ground out 16 scoring drives (12 touchdowns & four field goals) that have included 10 or more plays and 5:00 of possession time. The Tide has logged six touchdowns that have consisted of at least 13 plays. Alabama has also pounded out 10 drives of 80 yards or more, including three drives of 95 yards or more (99, 97 & 95). Alabama's 17-play, 88-yard, game-clinching drive against Florida in the SEC Championship Games is the most-plays run and longest-time elapsed on a drive this season.

**TIME OF POSSESSION:** An Alabama trademark over the past two seasons has been its ability to control the line of scrimmage offensively and, consequently, control the tempo of the game. This has created an impressive advantage in time of possession. A year ago the Crimson Tide finished 11th nationally with an average time of possession of 32:08. In 2009, the Crimson Tide is once again a leader in that category, ranking third nationally at 33:31. UA's biggest time of possession win came in the biggest game of the year as Alabama held the ball for 39:37 against Florida in the SEC Championship Game. The Tide held the ball for 37:02 in the opener against Virginia Tech and then again against Chattanooga. UA also had 38:19 of possession at Mississippi. UA also won possession time against Florida International (31:38), North Texas (30:43), Arkansas (33:36), Kentucky (33:30), LSU (32:52), Mississippi State (31:36) and Auburn (33:47). The Tide has won the time of possession battle in 20 of the last 27 games over the last two season, including 11-of-13 contests in 2009.

**BAMA SCORES ON BIG PLAYS:** On the year, the Alabama offense has 55 plays of 20 yards or more with 21 of those plays going for touchdowns. The Tide also has 21 plays of 35 yards or more with 13 of those going for scores.

**ALABAMA'S 53 POINTS:** Alabama's 53 points in its win over North Texas were the most during head coach Nick Saban's tenure at the Capstone. The previous high of 52 came on Sept. 1, 2007, against Western Carolina in his first game at Alabama. Additionally, the 53 points are the most scored by Alabama since beating Texas-El

Paso, 56-7, on Oct. 6, 2001, at Legion Field in Birmingham. The 53 points are the most at Bryant-Denny Stadium since a 62-0 win over Tulane on Oct. 12, 1991.

**100-YARD RUSHERS AND RECEIVERS:** Alabama has had nine 100-yard rushers and two 100-yard receivers in its 13 games this season. Sophomore running back Mark Ingram has recorded at least 100 yards in six of his last eight games and eight games overall. He had 150 yards vs. Virginia Tech, 140 yards at Kentucky, 172 yards at Mississippi and then a career-best and Bryant-Denny Stadium record 246 yards against South Carolina. Ingram then went for 144 against No. 9 LSU, 149 and two scores at Mississippi State and 102 yards and two touchdowns against Chattanooga on just 11 carries. Under Saban, Alabama has had 19 100-yard rushing performances and the Tide has gone 18-1 in those 19 games. Four different players have rushed for 100 yards during the last three seasons. Under Saban, Alabama has had eight 100-yard receiving performances and the Tide has gone 7-1 in those games. The LSU game on Nov. 7 marked the fourth time under Saban that Alabama has had a 100-yard rusher and receiver in the same game.

**100-Yard Rushers (17-1)**

246 by Mark Ingram vs. South Carolina (Oct. 17, 2009)	W
218 by Glen Coffee vs. Kentucky (Oct. 4, 2008)	W
173 by Terry Grant at Vanderbilt (Sept. 8, 2007)	W
172 by Mark Ingram at Mississippi (Oct. 10, 2009)	W
162 by Glen Coffee at Arkansas (Sept. 20, 2008)	W
150 by Mark Ingram vs. Virginia Tech (Sept. 5, 2009)	W
149 by Mark Ingram vs. Mississippi State (Nov. 14, 2009)	W
144 by Mark Ingram vs. LSU (Nov. 7, 2009)	W
144 by Glen Coffee vs. Auburn (Nov. 29, 2008)	W
140 by Mark Ingram at Kentucky (Oct. 3, 2009)	W
134 by Terry Grant vs. Western Carolina (Sept. 1, 2007)	W
126 by Glen Coffee at LSU (Nov. 8, 2008)	W
121 by Glen Coffee vs. Houston (Oct. 6, 2007)	W
118 by Trent Richardson vs. Florida International (Sept. 12, 2009)	W
113 by Mark Ingram vs. Arkansas State (Nov. 1, 2008)	W
112 by Glen Coffee vs. Florida (Dec. 6, 2008) (SEC)	L
104 by Terry Grant vs. Tennessee (Oct. 20, 2007)	W
102 by Mark Ingram vs. Chattanooga (Nov. 21, 2009)	W

**100-Yard Receivers (7-1)**

185 by D.J. Hall vs. Tennessee (Oct. 20, 2007)	W
172 by D.J. Hall at Arkansas (Sept. 15, 2007)	W
140 by D.J. Hall at Mississippi (Oct. 13, 2007)	W
128 by Julio Jones at LSU (Nov. 8, 2008)	W
124 by Julio Jones vs. Florida (Dec. 6, 2008) (SEC)	L
103 by Julio Jones at Tennessee (Oct. 25, 2008)	W
102 by Julio Jones vs. LSU (Nov. 7, 2009)	W
100 by Mike McCoy vs. Florida International (Sept. 12, 2009)	W

**100-Yard Rusher/Receiver in Same Game (3-1)**

Tennessee (Oct. 20, 2007)	W	104 by Terry Grant and 185 by D.J. Hall
vs. Florida (Dec. 6, 2008) (SEC Champ.)	L	112 by Glen Coffee and 124 by Julio Jones
Florida International (Sept. 12, 2009)	W	118 by Trent Richardson and 100 by Mike McCoy
LSU (Nov. 7, 2009)	W	144 by Mark Ingram and 102 by Julio Jones

**2009 ALABAMA FOOTBALL HONORS & AWARDS**

**Nico Johnson, LB**

Freshman All-American

**Barrett Jones, RG**

First-Team Freshman All-American  
Second-Team ESPN the Magazine Academic All-American  
CoSIDA Academic All-District IV selection

**Julio Jones, WR**

Second-Team All-SEC (Coaches)  
2009 Playboy Preseason All-American  
Fred Biletnikoff Award Watch List  
Maxwell Award Watch List  
Phil Steele's Heisman Trophy Watch List  
Second-Team Preseason All-American (Lindy's and Phil Steele)

**Rolando McClain, LB**

Butkus Award Winner  
Lambert Award Winner  
Unanimous First-Team All-American (AP, AFCA, FWAA, Walter Camp, Sporting News)

Finalist for Lott IMPACT Trophy  
SEC Defensive Player of the Year (AP, Coaches, Sporting News)  
Unanimous First-Team All-SEC (AP)  
Semifinalist for Bednarik Award  
Semifinalist for Lombardi Award  
Semifinalist for Bednarik Award  
Sporting News Midseason All-American  
FWAA/Bronko Nagurski National Defensive Player of the Week (at Kentucky)  
SEC Defensive Player of the Week vs. Kentucky & Auburn  
Lott IMPACT Defensive Player of the Week vs. South Carolina and Auburn  
Playboy Preseason All-American

**Colin Peek, TE**

First-Team ESPN the Magazine Academic All-American  
Second-Team All-SEC (AP)  
John Mackey Award Watch List  
CoSIDA Academic All-District IV selection

**Trent Richardson, RB**

Third-Team Freshman All-American  
Freshman All-SEC  
SEC Freshman of the Week vs. Florida International  
SEC Freshman of the Week vs. Arkansas

**Leigh Tiffin, K**

First-Team All-American (AP)  
Second-Team All-American (Walter Camp)  
First-Team All-SEC (AP)  
Finalist for Lou Groza Award  
CBSSportsline.com Midseason All-American  
SEC Special Teams Player of the Week vs. Tennessee  
Six-Time Lou Groza Award Star of the Week in 2007 & 2008

**William Vlachos, C**

Fourth-Team All-SEC (Phil Steele)  
SEC Offensive Lineman of the Week vs. Mississippi

**30-PLUS:** For the first time since 1979, and just the third time in school history, Alabama opened the season with five straight games in which the Crimson Tide scored 30 points or more. The Tide also accomplished the feat in 1920. It was just the seventh time in school history Alabama has had five consecutive games of 30 points or more scored with the most recent being the season-opening streak in 1979. The longest such streak is seven games, which came from Sept. 18-Oct. 30, 1971. The 1971 team also set the school record for most 30-point games in a season with nine. Alabama has eight 30-point games this season after recording eight in 2008. In 2009, the Tide opened with 34 points against Virginia Tech, scored 40 vs. Florida International and rang up 53 against North Texas - the most points for a UA team since 2001. The Crimson Tide then put up 35 points in the SEC opener against Arkansas and followed that with 38 points on the road at Kentucky. Later, Alabama posted a 31-3 win at Mississippi State on Nov. 14 and a 32-13 win over Florida in the SEC Championship Game.

## CRIMSON TIDE SPECIAL TEAMS NOTES

**ARENAS CLOSE TO SEC & NCAA PUNT RETURN YARDAGE RECORD:** Senior return specialist Javier Arenas is one of the best punt returners in college football history. He has already broken all of the Crimson Tide punt return records and has the SEC record for career punt return yards (1,733) and career punt returns for touchdowns (7). He now has his sights set on the NCAA record, needing 29 yards to become the NCAA leader in career punt return yards and is one touchdown shy of the NCAA mark. Arenas broke Lee Nalley's (Vanderbilt, 1947-49) long-standing SEC record of 1,695 yards (102 returns for a 14.4-yard average) with 67 yards on two punt returns vs. Auburn. Arenas set the SEC punt returns for touchdowns record (7) with a 66-yard return vs. Chattanooga. Nalley set that record and it stood for 54 years as the NCAA record until Texas Tech's Wes Welker broke it in 2003. Welker finished his Tech career with 1,761 punt return yards. Arenas is the NCAA active leader in career punt returns (122), yards (1,733), touchdowns (7), returns per game and yards per game (14.26).

**ARENAS' CAREER PUNT RETURNS: BY THE NUMBERS**

Year	No.	Yards	Avg.	TD	LP
2006	31	286	9.2	2	86
2007	21	323	15.4	1	69
2008	41	650	15.9	3	87
2009	29	474	16.3	1	66
<b>TOTAL</b>	<b>122</b>	<b>1,733</b>	<b>14.20</b>	<b>7</b>	<b>87</b>

**ARENAS' PUNT RETURN CAREER HIGHS**

Punt Returns:	6 vs. Arkansas, 2007
Yards:	153 vs. Mississippi State, 2008
Touchdowns:	1 (7 Times) Last vs. Chattanooga, 2009
Long:	87 vs. Tulane, 2008

**NCAA PUNT RETURN YARDS LEADERS**

Rank	Name	School	Years	Returns	Yards
1.	Wes Welker	Texas Tech	2000-03	152	1,761
2.	Javier Arenas	Alabama	2006-09	121	1,733
3.	Lee Nalley	Vanderbilt	1947-49	109	1,695
4.	Ryne Robinson	Miami (Ohio)	2003-06	121	1,677
5.	David Allen	Kansas State	1997-2000	103	1,646

**TIFFIN'S PRODUCTION AT ALL-TIME HIGH:** Alabama senior place-kicker Leigh Tiffin leads the nation in field goals per game at 2.23 and total field goals made (29). He has connected on 29-of-33 field goals this season (87.9 percent). His 29 field goals breaks his own school record (25 in 2007) and currently rank as the second most by any SEC kicker in a single season in history (Georgia's Billy Bennett, 31 - also NCAA record). Tiffin has also broken his own single-season scoring record with 125 points, which ranks tied for fifth in points by a kicker in SEC history. He leads the SEC and ranks ninth nationally in scoring at 9.62 points per game. Tiffin has connected on 23 of his last 25 field goals, including 14 of his last 15.

**Kicking Points in a Season**

Points	Player (FGs, PATs)	Year
125	Leigh Tiffin (29 FGs, 38 PATs)	2009
111	Leigh Tiffin (25 FGs, 36 PATs)	2007
106	Leigh Tiffin (20 FGs, 46 PATs)	2008
100	Philip Doyle (22 FGs, 34 PATs)	1989
97	Philip Doyle (24 FGs, 25 PATs)	1990
97	Michael Proctor (22 FGs, 31 PATs)	1993

**TIFFIN BECOMES UA'S CAREER SCORING LEADER:** Leigh Tiffin became Alabama's career scoring leader on Nov. 7 with 10 points vs. LSU, passing Philip Doyle (345). He now has 378 career points to rank second among kickers in SEC history. He trails only Georgia's Billy Bennett, who holds both the SEC and NCAA scoring record with 409 career points.

**TIFFIN BREAKS UA'S CAREER FIELD GOALS MADE RECORD:** Senior place-kicker Leigh Tiffin has broken the Alabama career field goals made record with 82 in his career at the Capstone. He converted 2-of-3 field goals at Auburn on Nov. 27 to pass Philip Doyle, who had 78 field goals from 1987-90. After hitting both attempts vs. Florida in the SEC Championship Game, Tiffin has connected on multiple field goals in nine games this season. He has made 21-of-23 field goals during the last nine games and 14 of his last 15 attempts. He is also second on the SEC's career field goals made list, just five behind Georgia's Billy Bennett (87), who is also the NCAA career leader.

**FIELD GOALS - SEASON**

29	Leigh Tiffin (33 att.)	2009
25	Leigh Tiffin (34 att.)	2007
24	Philip Doyle (29 att.)	1990
22	Philip Doyle (25 att.)	1989
22	Michael Proctor (29 att.)	1993

**FIELD GOALS - CAREER**

82	Leigh Tiffin (109 att.)	2006-09
78	Philip Doyle (105 att.)	1987-90
65	Michael Proctor (91 att.)	1992-95
59	Van Tiffin (88 att.)	1983-86
38	Brian Bostick (52 att.)	2002-04

## ACCOLADES/WATCH LISTS/ HONORS

**INGRAM BECOMES TIDE'S FIRST HEISMAN TROPHY WINNER:** Alabama running back Mark Ingram became Alabama's first Heisman Trophy winner in 2009. The sophomore from Flint, Mich., edged out Stanford's Toby Gerhart by 28 points to take of the most coveted award in college football. Ingram tallied 1,304 points and 227 first-place votes to beat out Stanford's Toby Gerhart (1,276 points and 222 first-place votes) in the closest Heisman Trophy vote in history. He is the second running back to win the Heisman Trophy this decade, joining former Southern California All-American Reggie Bush, who won the award in 2005. He is the 40th running back to win the Heisman Trophy, but just the eighth since 1985. He is the ninth player in Southeastern Conference history to win the Heisman Trophy and the second in the last three years, join-

2009

### ALABAMA PRONUNCIATION GUIDE

ERYK Anders	Eric
JAVIER ARENAS	Ha-vee-air Uh-reen-us
UNDRA Billingsley	Andre
MARCELL DAREUS	Mar-sell Dare-ee-us
Thomas DARRAH	Dare-uh
Brandon DEADERICK	Dead-uh-rick
Demetrius GOODE	Gewd
JERRELL Harris	Juh-rell
DONT'A Hightower	Don-tay
MARQUIS Johnson	Mar-kees
JULIO Jones	Who-lee-o
MARQUIS Maze	Mar-kwees
ROLANDO McClain	Row-land-o
Greg MCELROY	Mac-el-roy
TANA Patrick	Ta - NAY
DARRINGTON SENTIMORE	Dar-ing-TON SENT-a-more
ALI SHARRIEF	Ah-lee Shuh-reef
William VLACHOS	Vlay-hos
CHAVIS Williams	Chav-iss



ing 2007 winner Tim Tebow (Florida). Other SEC winners include Frank Sinkwich (Georgia, 1942), Billy Cannon (LSU, 1959), Steve Spurrier (Florida, 1966), Pat Sullivan (Auburn, 1971), Herschel Walker (Georgia, 1982), Bo Jackson (Auburn) and Danny Wuerffel (Florida). In 12 games this season, Ingram has rushed for a school-record 1,542 yards and 15 touchdowns on the ground. He ranks second in the SEC and 12th nationally with 118.6 rushing yards per game. Ingram has added 30 receptions for 322 yards and three touchdowns, giving him 18 total touchdowns and 1,864 all-purpose yards. He tied Shaun Alexander as the fastest player in school history to reach 1,000 yards, accomplishing the feat in just eight games.

**INGRAM WINS SPORTING NEWS NATIONAL PLAYER OF THE YEAR:** Alabama running back Mark Ingram has also been selected as the Sporting News National Player of the Year after his historic 2009 season. A unanimous first-team All-America selection, he also won the Heisman Trophy.

**MCCLAINE WINS BUTKUS AWARD:** Alabama junior linebacker Rolando McClain is the second Crimson Tide player to capture the Butkus Award, which goes to the top linebacker in college football since 1985. Former Alabama All-American Derrick Thomas won the Butkus Award in 1988. McClain beat out finalists Sergio Kindle (Texas), Eric Norwood (South Carolina), Brandon Spikes (Florida) and Sean Weatherspoon (Missouri). McClain is the heart and soul of the Tide defense this season, anchoring a unit that leads the SEC and ranks second nationally in rushing defense, allowing 2.76 yards per play and 77.9 yards per game this season. He leads the team with 101 tackles and has 12.5 tackles for loss (-58 yards), four sacks (-36 yards), two interceptions (21 return yards), three pass breakups, 14 quarterback hurries and a forced fumble that led directly to a touchdown. The UA defense leads the nation in scoring defense (11.00 ppg) while ranking second nationally in total defense (241.69 ypg).

**INGRAM ALSO A FINALIST SEVERAL OTHER AWARDS:** Alabama sophomore running back Mark Ingram won the Heisman and was named the Sporting News Player of the Year, but was also a finalist for several other national awards. He was one of five finalists for the 2009 Walter Camp Player of the Year Award, one of three finalists for the Maxwell Award, the Walter Camp Player of the Year and the Doak Walker Award.

**SMART WINS 2009 BROYLES AWARD:** Alabama defensive coordinator Kirby Smart won the 2009 the Frank Broyles Award, which is presented annually to the nation's top assistant coach in college football. Smart is beat out Boise State offensive coordinator Bryan Harsin, Cincinnati offensive coordinator Jeff Quinn, Florida defensive coordinator Charlie Strong and TCU defensive coordinator Dick Bumpus as this year's finalists. Under Smart's tutelage, the Alabama defense ranks among the top four nationally in all three major statistical categories. UA is first in the NCAA in pass efficiency defense (88.81) and scoring defense (11.00 ppg) while ranking second rushing defense, (77.92 ypg) and second in total defense (241.69 ypg). Alabama has not allowed a 100-yard rusher in 33 straight games – a streak that leads the country. The Crimson Tide defense has recorded 20 interceptions this year which is currently fifth in the NCAA standings.

**SABAN, INGRAM, MCCLAINE HONORED BY ASSOCIATED PRESS:** The 2009 Southeastern Conference Champion Alabama Crimson Tide took home three major awards, when the Associated Press released its All-SEC football team. Head Coach Nick Saban was named the 2009 SEC Coach of the Year, while sophomore running back Mark Ingram and junior linebacker Rolando McClain were selected as the Associated Press Offensive and Defensive Players of the Year. Saban has guided the Crimson Tide to a No. 1 BCS ranking and berth in the BCS National Championship Game after compiling a 13-0 record this season and securing the school's 22nd SEC Championship. In three years at Alabama, Saban has compiled a 32-8 (.800) overall record and has led the Tide to back-to-back SEC Western Division titles. Ingram wrapped up SEC Offensive Player of the Year honors after shattering the Alabama single-season rushing record with 1,542 yards this season and 15 touchdowns. The sophomore averaged 118.6 yards per game and 6.2 yards per carry. He also added 322 receiving yards and three touchdowns, giving him 1,865 all-purpose yards and 18 touchdowns this season. McClain was named the 2009 SEC Defensive Player of the Year after leading one of the nation's top defensive units with 101 tackles, including 12.5 tackles for loss (-58 yards) and four sacks (-36 yards). He also added 14 quarterback pressures, three pass breakups, two interceptions (21 return yards) and forced one fumble.

**ALABAMA HAS SEVEN FIRST-TEAM ALL-SEC PICKS:** Alabama had seven first-team All-SEC selections this season, as voted by the league's 12 head coaches and the Associated Press. The first-team All-SEC picks included senior cornerback/return specialist Javier Arenas, sophomore safety Mark Barron, senior nose guard Terrence Cody, sophomore running back Mark Ingram, senior left guard Mike Johnson, junior linebacker Rolando McClain and senior kicker Leigh Tiffin. In addition, Alabama had three second-team All-SEC picks in 2009, including junior offensive lineman James Carpenter, sophomore receiver Julio Jones and senior tight end Colin Peek.

**CRIMSON TIDE TRIO NAMED FRESHMAN ALL-SEC:** Alabama freshmen Barrett Jones, Trent Richardson and Nico Johnson were named to the 2009 Freshman All-Southeastern Football Team. Jones started all 13 games for the Tide at right guard and helped the Crimson Tide offense churn out 215.8 rushing yards and 413.8 total yards per game this season. He also cleared the path for sophomore Mark Ingram's school record 1,542 rushing yards and 15 touchdowns this season. The Memphis, Tenn., native was twice named Alabama offensive player of the week this season by the Tide coaching staff. Jones and South Carolina wide receiver Alshon Jeffery were the only unanimous offensive or defensive selections to this year's freshman All-SEC team. Richardson played in all 13 games at running back this season for the Crimson Tide. The Pensacola, Fla., native was the Crimson Tide's second-leading rusher with 642 yards and six touchdowns. He averaged 5.1 yards per carry this season. He also caught 14 passes for 107 yards. He was twice named SEC Freshman of the Week following wins over Florida International and Arkansas. Johnson played in 11 games and made two starts and had an increased role in the Tide's defense after the season-ending injury to preseason All-SEC linebacker Dont'a Hightower. Johnson recorded 27 tackles, 4.5 tackles for loss (-18 yards) and one sack (-15 yards). He also added two pass breakups and forced one fumble.

**JONES, RICHARDSON EARN FRESHMAN All-AMERICAN HONORS:** Alabama freshman right guard Barrett Jones has been named to the 2009 Sporting News, Phil Steele and CollegeFootballNews.com Freshman All-American Teams. The Memphis, Tenn., native started all 13 games for the Crimson Tide's SEC Championship team at right guard. Running back Trent Richardson was an honorable mention freshman All-American by CollegeFootballNews.com.

**ALABAMA PLACES FOUR ON AFCA ALL-AMERICAN TEAM:** The Alabama football team has placed four players on the 2009 American Football Coaches Association All-American team. Alabama sophomore running back Mark Ingram, senior left guard Mike Johnson, junior linebacker Rolando McClain and senior cornerback Javier Arenas were named to the 25-man squad. The 2009 season marks the second straight year the Crimson Tide has placed four players on the AFCA All-American team. It is also the ninth time since the inception of the AFCA All-American Team in 1945 that one school has had four or more players on one All-American team. Alabama (2008 and 2009), Notre Dame (1966 and 1990) and Southern California (1967 and 2005) are the only schools to accomplish that feat twice.

**COLIN PEEK & BARRETT JONES NAMED ACADEMIC ALL-AMERICANS:** Alabama tight end Colin Peek and right guard Barrett Jones have been named to the ESPN the Magazine Academic All-American Team, as selected by the College of Sports Information Directors of America (CoSIDA) recently. Peek is the first Alabama player selected to the first team since Kenny King in 2002. Peek sports a 3.79 grade point average in finance and will graduate in December. He has played in 13 games in 2009 and has recorded 26 catches for 313 yards (12.0 per catch) and three touchdowns. Jones was named to the second team after compiling a 4.0 grade point average in management at the Capstone. He has started all 13 games for the Crimson Tide this season at right guard and is one of three first-year starters on an offensive line that is averaging 215.85 rushing yards per game to rank 12th nationally and ranks 19th nationally in fewest sacks allowed (1.15) per game.

**INGRAM PICKED AS DOAK WALKER & MAXWELL FINALIST:** Alabama sophomore running back Mark Ingram has been selected as one of three finalists for the 2009 Doak Walker Award and the 2009 Maxwell Award. The Doak Walker Award goes to the nation's top running back, while the Maxwell Award is given to the best all-around player in college football. In 12 games this season, Ingram has 1,542 yards and 15 touchdowns on the ground. He ranks second in the SEC and 12th nationally with 118.6 rushing yards per game. Ingram has added 30 receptions for 322 yards and three touchdowns, giving him 18 total touchdowns and 1,864 all-purpose yards. He tied Shaun Alexander as the fastest player in school history to reach 1,000 yards, accomplishing the feat in just eight games.

**MCCLAINE NAMED A LOTT IMPACT TROPHY FINALIST:** Crimson Tide junior linebacker Rolando McClain is one of four finalists for the 2009 Lott Impact Trophy the Pacific Club Impact Foundation. The award, which is named for NFL Hall of Famer Ronnie Lott, is presented to college football's defensive IMPACT Player of the Year. The award is presented to the player who best exhibits the same characteristics Lott embodied during his distinguished career: Integrity, Maturity, Performance, Academics, Community and Tenacity. The winning school will receive \$25,000 for their general scholarship fund. Former Alabama linebacker and current Houston Texans standout DeMeco Ryans won the award in 2006. Alabama ranks in the top three nationally in almost every defensive category. The four finalists will be announced Nov. 24 and the winner will be announced Dec. 13 at the Lott Trophy Banquet in Newport Beach, Calif.

**CODY SELECTED AS LOMBARDI FINALIST:** Alabama nose guard Terrence Cody is one of four finalists for the 40th Rotary Lombardi Award, which goes to the nation's top interior lineman or linebacker. Cody joins TCU defensive end Jerry Hughes, Oklahoma defensive end Gerald McCoy and Nebraska defensive tackle Ndamukong Suh as this year's finalists. Cody is the seventh Tide player to be named a finalist for the Lombardi Award and the second in a row, after Andre Smith in 2008. Former All-American linebacker Cornelius Bennett is the only UA player to win the Lombardi Award, capturing the honor in 1986. Cody has anchored an Alabama defensive front that has held opponents to 77.9 rushing yards per game, a figure that ranks second nationally. He has recorded 25 tackles, including six tackles for loss (-21 yards), while constantly going against double-teams. He has also added two blocked kicks, three quarterback pressures and one pass breakup.

**CODY NAMED NAGURSKI FINALIST:** Senior nose guard Terrence Cody has been selected as one of five finalists for the 2009 Bronko Nagurski Trophy by the Football Writers Association and the Charlotte (N.C.) Touchdown Club. Cody is joined by Iowa linebacker Pat Angerer, Tennessee strong safety Eric Berry, TCU defensive end Jerry Hughes and Nebraska defensive tackle Ndamukong Suh as the five finalists vying for one of the FWAA's highest honors, its National Defensive Player of the Year award.

**CODY NAMED FINALIST FOR BEDNARIK AWARD:** Terrence Cody is among the three finalists for the Chuck Bednarik Award, given to the best defensive player in college football. Cody joins Ndamukong Suh (Nebraska) and Brandon Spikes (Florida) as finalists.

**TIFFIN NAMED FINALIST FOR LOU GROZA AWARD:** Alabama senior place-kicker Leigh Tiffin has been selected as one of three finalists for the 2009 Lou Groza Award, which is given to the nation's best place-kicker. Tiffin is joined by UCLA's Kai Forbath and Georgia's Blair Walsh. Tiffin is first nationally with 27 field goals while ranking ninth in scoring at 9.75 points per game. Both of those numbers lead the SEC. He has connected on 87.1 percent of his field goals this season (27-of-31). He has 117 points, which leads all Groza finalists and is the highest total in a single season in school history. The winner will be announced on Dec. 10 at the ESPN/Home Depot College Football Awards Show in Orlando, Fla.

**NICK SABAN NAMED AFCA REGION II COACH OF THE YEAR:** Alabama head football coach Nick Saban has been named the 2009 American Football Coaches Association (AFCA) Region II Coach of the Year. Region II is comprised of the 12 teams from the Southeastern Conference and nine teams from the Sun Belt Conference in the Football Bowl Subdivision. Mississippi's Houston Nutt was the 2008 winner. Saban has guided Alabama to back-to-back 12-0 regular seasons and two straight appearances in the SEC Championship Game. In three seasons, Saban has compiled a 31-8 (.795) overall record with the Tide. He has directed the Crimson Tide to 25 wins in its last 27 games and two straight SEC Western Division championships. Alabama has won 24 straight regular-season games and 16 consecutive SEC games under Saban. The Tide's 24 wins over the last two seasons are the second-most among FBS schools and tied for the most wins in back-to-back seasons in school history.

**INGRAM/CODY RECEIVE AT&T PLAYER OF THE WEEK HONORS:** In back-to-back weeks (South Carolina and Tennessee), Alabama players won the AT&T All-America Player of the Week Award. The AT&T All-America Player of the Week is the only player of the week award voted on solely by the fans. Ingram rushed for a Bryant-Denny Stadium record 246 yards and a touchdown against South Carolina and Cody followed that with two blocked field goals in the fourth quarter against Tennessee to preserve the win. The second blocked field goal came with four seconds remaining and clinched a 12-10 Crimson Tide win.

**MORE SEC HONORS:** Rolando McClain is the latest Alabama player to receive SEC Player of the Week honors, he was named the SEC Defensive Player of the Week after making 12 tackles and recording a sack in a win at Auburn. Javier Arenas earned special teams honors following the Chattanooga game, where he set the SEC record with his seventh career punt return for a touchdown. Mike Johnson was the offensive lineman of the week after the Tide's 252 yards rushing and no sacks allowed at Mississippi State. Arenas was honored following the LSU win as the defensive player of the week, making seven total tackles (four solos), with two for losses (-8 yards) and a quarterback pressure. Seniors Leigh Tiffin and Terrence Cody were honored by the SEC following the Tennessee game. Tiffin was selected as the SEC Special Teams Player of the Week after successfully converting all four field goal attempts and accounting for all 12 points in the win over Tennessee. Tiffin made kicks of 38, 50, 22 and 49 yards. Tiffin has made 11 field goals in the last three games against Mississippi (5-for-5), South Carolina (2-for-3) and Tennessee (4-for-4). Cody was named the SEC Defensive Lineman of the Week after his two blocked field attempts, including one of the game's final play that secured the Crimson Tide's 12-10 victory over the Vols. Cody blocked Daniel Lincoln's 44-yard field goal attempt on the game's final play as the Tide improved to 8-0 this season. Cody also blocked a 43-yard field goal attempt earlier in the fourth quarter, tying the Alabama single-game record for blocked kicks in a game. He was also credited with two tackles in the win.

For the season, Alabama has seen eight players earn 10 SEC Player of the Week honors. Mark Ingram has received offensive player of the week honors twice, following the Virginia Tech and South Carolina games while fellow running back Trent Richardson was recognized as the freshman of the week following the FIU and Arkansas games. Rolando McClain was honored after the Kentucky game when he made 12 tackles, forced a fumble that was returned for a touchdown and intercepted a pass. Junior center William Vlachos was named the SEC Offensive Lineman of the Week following the Tide's win at Mississippi.

#### Alabama's SEC Players of the Week

Week 1	Mark Ingram	Offensive
Week 2	Trent Richardson	Freshman
Week 4	Trent Richardson	Freshman
Week 5	Rolando McClain	Defensive
Week 6	William Vlachos	Offensive Line
Week 7	Mark Ingram	Offensive
Week 8	Leigh Tiffin	Special Teams
Week 8	Terrence Cody	Defensive Line
Week 10	Javier Arenas	Defense
Week 11	Mike Johnson	Offensive Line
Week 12	Javier Arenas	Special Teams
Week 13	Rolando McClain	Defense

**JAVIER ARENAS TABBED AS SEMIFINALIST FOR THORPE AWARD:** Alabama senior cornerback Javier Arenas was one of 12 semifinalists for the Jim Thorpe Award, which goes to the nation's top defensive back. Arenas is one of three SEC players among the semifinalists.

**MCCLAINE EARNS NATIONAL HONOR:** Alabama linebacker Rolando McClain was named the FWAA/Bronko Nagurski National Defensive Player of the Week after his performance against Kentucky. McClain, a 6-4, 258-pound junior from Decatur, Ala., registered a game- and season-high 12 tackles (eight unassisted) made his first interception of the 2009 season, forced a fumble that was returned for a touchdown, notched a quarterback hurry and recorded a pass deflection in Alabama's 38-20 victory. McClain's forced fumble led to a 45-yard touchdown return that gave the Crimson Tide a 21-6 halftime lead. Then, his 21-yard interception return on the first possession of the third quarter set up another Alabama touchdown. His third-quarter pass deflection resulted in an interception that led to a field goal.

**SPORTING NEWS' MIDSEASON ALL-AMERICANS:** Four Alabama players were among 26 players listed on the *Sporting News* midseason All-America team. The Tide defense featured standout linebacker Rolando McClain along with nose guard Terrence Cody. Running back Mark Ingram and left guard Mike Johnson were tabbed on offense.

**MCCLAINE LOTT IMPACT POW:** Junior linebacker Rolando McClain was selected as the Lott Trophy's IMPACT Player of the Week following the Tide's 20-6 win over No. 22 South Carolina. The Decatur, Ala., native had seven tackles, two quarterback pressures, one tackle for loss (-2 yards) and one pass breakup in the Crimson Tide's win over the Gamecocks.

**PEEK ON MACKEY WATCH LIST:** Alabama senior tight end Colin Peek was one of 22 players named to the 2009 John Mackey Award Watch List announced by the Nassau County Sports Commission. The Mackey Award is given annually to best collegiate tight end and the winner will be announced on Dec. 10. Peek has started



11 games and played in 12 for the top Crimson Tide and has caught 23 passes for 274 yards (11.9 per catch) and two touchdowns this season. Peek's blocking skills have paved the way for running back Mark Ingram's 119.1 rushing yards per game this season and 12 touchdowns. In addition, the Crimson Tide offense churns out 212.92 rushing yards per game to rank 13th nationally and second in the SEC.

**STAR OF THE WEEK:** Senior place-kicker Leigh Tiffin has become accustomed to being named the Lou Groza Award "Star of the Week." He was selected for the award for the third time this season after nailing four field goals and accounting for all of Alabama's points in a 12-10 win over Tennessee. He connected on kicks of 38, 50, 22 and 49 yards in the win. He was also named the Lou Groza Award "Star of the Week" for his efforts in the Crimson Tide's 22-3 win at Mississippi on Oct. 10, when he kicked a career-best five field goals in the win. His first "Star of the Week" recognition this season came at Virginia Tech where he connected on 4-of-5 field goals and two extra points. Tiffin was also named a Lou Groza Award "Star of the Week" twice in 2008.

**FRESHMAN ACADEMICS:** Alabama's heralded 2008 freshman class did more than just excel on the football field, the Crimson Tide placed 12 rookies on the 2009 SEC Freshman Academic Honor Roll, by far the highest total in the SEC with Georgia coming in second with seven honorees. Honorees were Undra Billingsley, John Michael Boswell, Jerrell Harris, Mark Ingram, Barrett Jones, Chris Jordan, Tyler Love, Wesley Neighbors, Brad Smelley, Corey Smith, Damion Square and Michael Williams. Each student-athlete must have a cumulative GPA of 3.00 or above and be on scholarship or a letter winner. They also must completed 24 semester hours of non-remedial credit at the nominating institution and have been a member of the varsity team for the sport's entire NCAA Championship segment.

## CRIMSON TIDE TEAM NOTES

**ALABAMA CAPTURES 22ND SEC CHAMPIONSHIP:** Alabama won its SEC-leading 22nd conference football championship when the Crimson Tide beat Florida, 32-13, in the 2009 SEC Championship Game. The Crimson Tide has more SEC Championships than any other school. Alabama won the first SEC Championship during the 1933 season as coach Frank Thomas led the Crimson Tide to 5-0-1 conference record. Thomas led Alabama to four SEC Championships. Paul Bryant directed the Crimson Tide to six national championships and 13 SEC titles during his 25-year run in Tuscaloosa. Alabama won five straight SEC Championships from 1971-75 and captured eight of the 10 SEC Championships from 1970-79. In addition to Thomas and Bryant, Alabama has had four other coaches win SEC Championships, including Harold "Red" Drew (1953), Bill Curry (1989), Gene Stallings (1992) and Mike DuBose (1999). In addition to its 22 SEC Championships, Alabama has also won four Southern Conference titles (1924, 1925, 1926 and 1930), giving the school 25 conference football championships.

**ARENAS, JOHNSON & MCCLAIN NAMED CAPTAINS:** The Alabama football team selected their permanent team captains following the 2009 SEC Championship Game. Senior cornerback Javier Arenas, senior left guard Mike Johnson and junior linebacker Rolando McClain were chosen by a vote of their teammates. The captains will have their hand and foot prints cemented at the base of Denny Chimes prior to the 2010 A-Day Game.

**PERFECT RECORD:** Alabama ran the table in the 2009 regular season and finished the season with a perfect 8-0 record in SEC play. Since the league split into a divisional format in 1992, nine SEC teams have navigated their way through the conference with a perfect 8-0 mark. Alabama has done it four times (1992, 1994, 2008 and 2009) while Florida has run the table three times (1995, 1996 and 2009). Tennessee went 8-0 in 1998 and Auburn was 8-0 in 2004.

**Undefeated SEC Teams Since 1992**

1992	Alabama	8-0
1994	Alabama	8-0
1995	Florida	8-0
1996	Florida	8-0
1998	Tennessee	8-0
2004	Auburn	8-0
2008	Alabama	8-0
2009	Alabama & Florida	8-0

**BACK-TO-BACK 8-0 MARKS:** With its win over Auburn, Alabama has completed back-to-back perfect seasons in SEC play. With 8-0 records in each of the last two seasons, the Crimson Tide joins the 1995-96 Florida Gators as the only two SEC teams to post consecutive 8-0 seasons since the league expanded to 12 teams in 1992.

**16-GAME SEC WINNING STREAK:** Alabama's win over Auburn extends the Crimson Tide's conference regular-season winning streak to 16 games after successive 8-0 seasons in 2008 and 2009. Alabama's last loss in an SEC regular season game came in a 17-10 loss at Auburn on Nov. 24, 2007. The current 16-game regular-season SEC winning streak is the longest by an Alabama team since the Tide reeled off 17 straight SEC wins from 1991-93, which included an 8-0 season in 1992. The current 16-game winning streak is the fourth-longest streak in school history. The Tide won an SEC record 27 straight SEC games from 1976-80 and added a 20-game winning streak from 1973-75.

**UA TIES RECORD FOR REGULAR SEASON WINS:** The Crimson Tide's 12 regular season wins tied an Alabama record for most victories in the regular season. The Tide also won 12 regular season games last year to set the single-season mark for regular season wins. The previous record was 11 regular season wins set in six times, most recently in 1994. The 2009 squad is the eighth Alabama team to win at least 11 regular season games and the first since 1994. The other UA teams to win at least 11 regular season games are 1971 (11-0), 1973 (11-0), 1974 (11-0), 1979 (11-0), 1992 (11-0) and 1994 (11-0). A total of 13 Alabama teams have won 10 regular season games, most recently in 2002 (10-3).

**Most Regular Season Wins**

12	2009 (12-0); 2008 (12-0)
11	1994 (11-0); 1992 (11-0); 1979 (11-0); 1974 (11-0); 1973 (11-0); 1971 (11-0)

**13 WINS ARE MOST IN A SEASON IN ALABAMA HISTORY:** With its current 13-0 record, Alabama is currently tied for the most wins in school history in a single-season. The 1992 team won a school-record 13 games en route to the school's 12th national title.

**Most Wins (All Games)**

13	2009 (13-0); 1992 (13-0)
12	2008 (12-0); 1994 (12-1); 1979 (12-0)

**TIDE TRIO TIES GAMES PLAYED RECORD:** A trio of Crimson Tide seniors – punter P.J. Fitzgerald, left guard Mike Johnson and defensive back Ali Sharrief – played their 53rd career game in the win over Florida in the SEC Championship Game, setting the school record for most career games played. The trio passed Travis McCall (2005-08), Nick Walker (2005-08) and Tarrant Lynch (1990-94), who previously held the school record, seeing action in 52 games. Senior cornerback and kick return specialist Javier Arenas played his 51st career game vs. the Gators.

**MOST GAMES PLAYED AT ALABAMA**

Rank	Player (Years)	Games
1.	P.J. Fitzgerald (2006-09)	53
	Mike Johnson (2006-09)	53
	Ali Sharrief (2006-09)	53
4.	Travis McCall (2005-08)	52
	Nick Walker (2005-08)	52
	Tarrant Lynch (1990-94)	52
7.	Javier Arenas (2005-09)	51
	Bobby Greenwood (2005-08)	51
	Matt Hammond (1990-93)	51
	Lemanski Hall (1990-93)	51
11.	Rashad Johnson (2005-08)	50
	Matt Caddell (2004-07)	50
	Wallace Gilberry (2004-07)	50
	Ramzee Robinson (2003-06)	50
	Mark Anderson (2002-05)	50
	Anthony Madison (2002-05)	50
	Freddie Roach (2002-05)	50
	DeMeco Ryans (2002-05)	50
	Anthony Bryant (2001-04)	50
	Evan Mathis (2001-04)	50

**FOURTH QUARTER DOMINANCE:** Finishing has been a focus for Alabama over the past two seasons as the Tide has ascended into the nation's elite. And no one in the SEC has been better in the fourth quarter in 2009 than the 13-0 Crimson Tide. Alabama has outscored its opponents 108-24 in the fourth quarter, a margin of 84 points. That number grows to 188-62 in the third and fourth quarters for a margin of 126 points.

**10-WIN SEASONS:** Alabama's 13-0 record in 2009 gives the Crimson Tide its 30th 10-win season in 115 seasons of football. Alabama's 30 10-win seasons ranks second in college football history behind Oklahoma, which has reached the 10-win plateau 31 times. It is the fourth time this decade in which Alabama has had 10 wins in a season (2002, 2005, 2008 and 2009). Alabama head coach Nick Saban is the 11th coach in school history to lead his team to a 10-win season. In addition, Saban is the fifth coach in school history to have more than one 10-win season. Saban led the Crimson Tide to a 12-2 record last season.

**TIDES HAS 10-GAME STREAK FOR 22nd TIME IN HISTORY:** Alabama's 13-game winning streak gives them a winning streak of 10 games or more for the 22nd time in school history, an NCAA record. The last time UA owned a 10-game winning streak came during the 2007-08 seasons when UA reeled off 13 consecutive wins. That streak began with a 30-24 win over Colorado in the 2007 Independence Bowl and continued through the 2008 regular season, ending with a loss to Florida in the SEC Championship Game.

**ALABAMA TIED FOR MOST WINS OVER LAST TWO YEARS:** Alabama has won 25 games over the past two seasons, which is tied for the most in the Football Bowl Subdivision and sets a new school record. The Crimson Tide won 12 games a season ago and has followed that with a perfect 13-0 record in 2009. Alabama is joined by Florida, Texas and Boise State with 25 wins over the past two years. The previous UA record for wins in back-to-back seasons was 24-combined games in 1991 (11 wins) and 1992 (13 wins).

**TOTAL WINS (2008-2009)**

Team	Total wins	2008/2009
Alabama	25	12/13
Florida	25	13/12
Texas	25	12/13
Boise State	25	12/13
TCU	23	11/12
Cincinnati	23	11/12
Penn State	21	11/10
Utah	21	12/9

**ALABAMA 28-1 UNDER SABAN WHEN LEADING AT THE HALF:** The Crimson Tide is 28-1 when leading at halftime under head coach Nick Saban, including a 21-game winning streak. The only loss came against LSU in 2007 when UA held a 20-17 half-time lead before losing, 41-34, on Nov. 3, 2007, at Bryant-Denny Stadium. The Crimson Tide is 2-5 under Saban when trailing at halftime and 2-2 when tied at halftime. The two wins when trailing at the half came in a 34-24 win over No. 7 Virginia Tech on Sept. 5 in Atlanta and a 24-15 victory over No. 9 LSU on Nov. 7. Alabama's two wins when tied at halftime came at LSU (Nov. 8, 2008) with a 27-21 victory and at Auburn with a 26-21 win on Nov. 27, 2009.

**BEST COACHING STARTS:** Nick Saban has compiled a 32-8 (.800) record in his career with the Tide and the 32 wins rank as the fourth-most for any Crimson Tide head football coach after 39 games. Wallace Wade and Frank Thomas hold the record for most wins after 39 games with 34 victories while Gene Stallings is third with 33. Xen Scott is fifth with 27 and Paul "Bear" Bryant is sixth with 26 wins at this point in their careers. Below are the most wins by UA coaches after the first 39 and 40 career games.

**Most Wins (After 40 Games)**

Wallace Wade	35
Frank Thomas	34
Gene Stallings	34
Nick Saban	32
Xen Scott	28
Paul "Bear" Bryant	28

**Most Wins (After 41 Games)**

Wallace Wade	36
Frank Thomas	35
Gene Stallings	35
Paul "Bear" Bryant	29
Xen Scott	29 (final game of Scott's career)

**SABAN JOINS ELITE COMPANY:** Alabama head coach Nick Saban has joined Paul "Bear" Bryant as the only coaches in history to win an SEC Championship at two different schools. Bryant won 14 SEC championships during his 33-year SEC career, first at Kentucky (1946-53) in 1951 before winning 13 at Alabama (1958-82). Saban has three SEC Championships, leading LSU to the league title in 2001 and 2003 before his Tide captured the 2009 SEC title. He is one of 12 coaches in SEC history to work at two different SEC schools, joining Mississippi's Houston Nutt and South Carolina's Steve Spurrier as the active SEC coaches on that list.

**TIDE CAPTURES 800TH WIN:** The storied Alabama football program captured the program's 800th win on Sept. 5 in Atlanta with a 34-24 win over No. 7 Virginia Tech. Alabama is the seventh school in the Football Bowl Subdivision to reach the 800-win plateau. The Crimson Tide holds an 812-316-43 all-time record for a .712 winning percentage that ranks sixth in FBS history. The other six programs to record 800 wins: Michigan (877); Texas (84); Notre Dame (837); Nebraska (825); Ohio State (817); Penn State (809).

**FIVE STRAIGHT IN THE SEC:** Alabama recently won five straight Southeastern Conference games without a bye for just the second time this decade. Alabama also won five straight SEC games without a bye in 2002. What makes this feat more impressive is that the Crimson Tide is the only SEC team this decade to do it twice. In 2002, UA rolled off five straight wins without a bye week against Mississippi, Tennessee, Vanderbilt, Mississippi and LSU. In 2009, the Tide beat Arkansas, Kentucky, Mississippi, South Carolina and Tennessee. Only Florida, which defeated six SEC opponents in successive weeks earlier this season, has eclipsed that feat.

**20 NATIONAL TV GAMES IN LAST TWO YEARS:** The BCS National Championship Game against Texas, which will be broadcast on FOX, will be the Crimson Tide's 20th national television game since the start of the 2008 season. UA opened this season with a national ABC broadcast against Virginia Tech and CBS then broadcast the Arkansas, Mississippi, Tennessee, LSU, Auburn and Florida games. ESPN broadcast the Tide's win over South Carolina in Bryant-Denny Stadium and UA's win at Mississippi State. In 2008, Alabama had 10 of its 14 games broadcast nationally, including five games on CBS, three games on ESPN, one on ABC and one on FOX. The 10 nationally broadcast games last year were tied with Notre Dame for the most in the nation.

**FIRST-TIME STARTERS:** Sixteen Alabama players (10 on offense, 6 on defense) have made their first career starts for the Crimson Tide this season. On defense, senior linebacker Eryk Anders, sophomore defensive back Mark Barron and sophomore defensive lineman Marcell Dareus were first-time starters against Virginia Tech before sophomore free safety Robby Green made his first career start as the Tide employed five defensive backs on the first play of scrimmage against FIU and Courtney Upshaw got his first start at Kentucky. True freshman Nico Johnson made his first start at will linebacker against South Carolina. On offense, junior left tackle James Carpenter, sophomore center William Vlachos, sophomore right guard Barrett Jones, senior tight end Colin Peek, sophomore tight end/H-back Brad Smelley and junior quarterback Greg McElroy made their first starts against Tech. Against FIU, senior running back Roy Upchurch made his first start for the Crimson Tide. Darius Hanks started his first game vs. North Texas and tight end Michael Williams got his first start vs. LSU.

**NFL DRAFT:** The Crimson Tide saw four players selected in the 2009 NFL Draft, including first-round pick Andre Smith, who went to the Cincinnati Bengals with the No. 6 overall pick. Glen Coffee (San Francisco), Antoine Caldwell (Houston) and Rashad Johnson (Arizona) all went off the board in the third round. The four picks were the most for the Tide since five players were taken in 2005.

**RETURNING SUCCESS:** Much of the talk in the preseason was about Alabama's vaunted defense, and the defensive side of the football is where the Crimson Tide returned the biggest portion of its players from last year's Sugar Bowl team. UA features 15 total returning starters and 55 lettermen this season, but eight of those returning starters are on the defensive side of the football with four on offense and both specialists. The Tide returned 90 percent of its lettermen on defense and 73 percent on offense. The defense returns 84 percent of the tackles (728 of 866) from 2008. The special teams returned almost completely intact with place-kicker Leigh Tiffin, punter P.J. Fitzgerald, snapper Brian Selman and return specialist Javier Arenas.



**PRESEASON ALL-AMERICANS:** The Crimson Tide had five players earn preseason first-team All-America honors prior to the 2009 campaign. Javier Arenas, Terrence Cody, Mike Johnson, Julio Jones and Rolando McClain have garnered at least one first-team designation. McClain leads the way with six first-team honors.

**ALABAMA'S TV RECORD:** Alabama has compiled a 189-115-5 (.620) all-time record in 309 televised games. This does not include pay-per-view, tape-delayed or closed circuit telecasts. The Crimson Tide owns a 164-96-3 (.629) record in 263 regular-season televised games.

**OVERTIME RECORD:** Alabama is 4-7 (.364) all-time in overtime games. In its last overtime game, the Crimson Tide defeated LSU, 27-21, at Tiger Stadium on Nov. 8, 2008. Alabama has lost six of its last nine overtime games. The Crimson Tide is 4-6 (.400) in overtime games against SEC teams. Alabama is 2-4 (.333) in overtime home games. The Crimson Tide is 3-4 (.429) in single-overtime games.

**NICK'S KIDS:** At Michigan State, head coach Nick Saban and his wife Terry started the "Nick's Kids" Foundation, which the Sabans have continued in Tuscaloosa. Since their arrival at the University of Alabama, the Sabans have helped raise over \$1 million - including over \$300,000 this year - for "Nick's Kids" and made a total of more than 160 donations to children's charities throughout the state of Alabama.

**STADIUM RENOVATION:** The latest expansion project for Bryant-Denny Stadium will increase seating capacity to approximately 101,000, keeping it among the largest on-campus football stadiums in the nation. The expansion, expected to be completed for the beginning of the 2010 season, will be the fourth expansion of the stadium since 1988 and the seventh expansion in its history. This renovation will mirror the north end zone project completed in 2006 and will add roughly 8,500 seats, 1,700 South Zone Club seats, two corner video boards, an upper concourse with concessions and restrooms, 36 skyboxes, offices, a Donors Hall of Fame and an outdoor market for food and merchandise.

**CRIMSON TIDE PLAYERS ON NFL ROSTERS:** The Alabama football program was well represented throughout the NFL with the opening of the 2009 season with former players and coaches dotting league rosters. The Tide has 36 former players and coaches working in the NFL this season. The Crimson Tide is also represented on 17 of the league's 30 teams. Four former Alabama players and coaches are with the defending Super Bowl Champion Pittsburgh Steelers, including defensive back DeShea Townsend and assistant coaches John Mitchell (assistant head coach/DL), Bruce Arians (offensive coordinator/QBs) and Amos Jones (special teams). The Crimson Tide has 21 current NFL players, including 18 on active rosters and two more on practice squads or injured reserve. There are 13 former UA players and/or coaches serving as assistant coaches in the NFL this season, including Sylvester Croom (St. Louis), Freddie Kitchens (Arizona) and Richard Williamson (Carolina).

2009 NFL OPENING DAY ROSTERS

NFL PLAYERS:

Player	Pos.	Team
Mark Anderson	DE	Chicago Bears
Antoine Caldwell	C	Houston Texans
Glen Coffee	RB	San Francisco 49ers
Brodie Croyle	QB	Kansas City Chiefs
Kenneth Darby	RB	St. Louis Rams
Wallace Gilberry	DL	Kansas City Chiefs
Cornelius Griffin	DL	Washington Redskins
Roman Harper	DB	New Orleans Saints
Jarret Johnson	LB	Baltimore Ravens
Rashad Johnson	DB	Arizona Cardinals
Evan Matthis	OL	Cincinnati Bengals
LeRon McClain	FB	Baltimore Ravens
Antwan Odom	DL	Cincinnati Bengals
DeMeco Ryans	LB	Houston Texans
Chris Samuels	OL	Washington Redskins
Justin Smiley	OL	Miami Dolphins
Deshea Townsend	DB	Pittsburgh Steelers
Andre Smith	OL	Cincinnati Bengals (Injured Reserve)
John Parker Wilson	QB	Atlanta Falcons
Anthony Bryant	DL	New York Giants (Practice Squad)
Bobby Greenwood	DL	Kansas City Chiefs (Practice Squad)

CRIMSON TIDE  
OPPONENT NOTES

**ALABAMA-TEXAS SERIES:** Texas leads the series with Alabama 7-0-1. Alabama and Texas will be meeting for the sixth time in a postseason bowl game when the schools meet in the 2010 BCS National Championship Game. The Crimson Tide and Longhorns also met in the 1948 Sugar Bowl, the 1960 Bluebonnet Bowl, the 1965 Orange Bowl, the 1973 Cotton Bowl and the 1982 Cotton Bowl. Texas is 4-0-1 in bowl games vs. the Crimson Tide. The two teams have also met three times in the regular season, with the last regular-season meeting taking place 87 years ago. Alabama and Texas first met on Nov. 18, 1902, with the Longhorns posting a 10-0 win in Tuscaloosa. The two teams met again in 1915 in Austin, with Texas claiming a 20-0 win. The last time the two teams met in the regular season was on Oct. 28, 1922, when Texas posted a 19-10 win in Austin. In the first of five bowl meetings, Texas quarterback Bobby Layne completed 10-of-24 passes for 183 yards, leading the Longhorns to a 27-7 win in the 1948 Sugar Bowl in New Orleans. The next meeting took place in the Dec. 17, 1960, Bluebonnet Bowl and the teams battled to a 3-3 deadlock. Tommy Brooker's 30-yard field goal gave the Tide a 3-0 lead in the third quarter. Texas tied the game in the fourth quarter on Dan Petty's 20-yard kick with 3:44 left in the game. The teams met again in the 1965 Orange Bowl with Texas winning a controversial 21-17 game. Alabama quarterback Joe Namath scored an apparent game-winning touchdown on a quarterback sneak from the Texas goal line. One official ruled Namath had score, while another ruled he was not in the end zone, leaving the Tide four points short. Alabama and Texas met in the battle of the wishbone offenses the 1973 Cotton Bowl. The Crimson Tide jumped out to a 13-3 halftime lead, but saw Texas score two second half touchdowns for the win. The last time these two teams met came in the 1982 Cotton Bowl, where the Longhorns rallied for a 14-12 win.

**ALABAMA-TEXAS SERIES SCORES:** Here are the results of the eight football games played between Alabama and Texas.

Date	Result of Game	Site
Nov. 18, 1902	Texas 10, Alabama 0	Tuscaloosa, Ala.
Nov. 13, 1915	Texas 20, Alabama 0	Austin, Texas
Oct. 28, 1922	Texas 19, Alabama 10	Austin, Texas
Jan. 1, 1948	Texas 27, Alabama 7	New Orleans, La. (Sugar Bowl)
Dec. 17, 1960	Texas 3, Alabama 3	Houston, Texas (Bluebonnet Bowl)
Jan. 1, 1965	Texas 21, Alabama 17	Miami, Fla. (Orange Bowl)
Jan. 1, 1973	Texas 17, Alabama 13	Dallas, Texas (Cotton Bowl)
Jan. 1, 1982	Texas 14, Alabama 12	Dallas, Texas (Cotton Bowl)

**ALABAMA-TEXAS NOTEBOOK:** The Alabama-Texas football series.

- Alabama and Texas are two of college football's winningest programs with 1,657 all-time wins. Texas is second all-time with 845 wins, while Alabama is sixth all-time with 812 victories.
- Alabama and Texas have combined to win 16 national championships. Alabama has 12 national titles, with its last coming in 1992. Texas has won four national titles, including a 41-38 win over USC in the 2005 BCS National Championship Game at the Rose Bowl.
- The Crimson Tide and Longhorns have combined to win 54 conference football championships. Alabama has 26 conference football championships, including 22 SEC Championships. Alabama is the only SEC school to win an SEC title in every decade since the league was formed in 1933. Texas has won 28 conference titles, including 25 Southwest Conference titles and three Big 12 crowns. Both teams have won at least one conference title in every decade since the 1920s.
- Alabama and Texas have made more bowl appearances than any other teams. The Crimson Tide tops the list with 57 bowl appearances, while the Longhorns are second all-time with 49 appearances.
- The Crimson Tide and Longhorns have combined for 56 bowl wins. Alabama leads all FBS schools with 31 bowl victories, while Texas ranks fourth with 25 bowl wins.
- Texas head coach Mack Brown is 0-1 in his career against Alabama. The Crimson Tide defeated Brown's North Carolina Tar Heels, 24-10, on December 31, 1993, at the Gator Bowl in Jacksonville, Fla.

- Alabama head coach Nick Saban is 0-1 in his career against Texas. The Longhorns beat LSU, 35-20, in the 2003 Cotton Bowl in Dallas (following 2002 season).

- Texas defensive coordinator Will Muschamp worked in the same capacity under Alabama head coach Nick Saban at LSU (2001-04) and the Miami Dolphins (2005). He was the linebackers coach at LSU in 2001, before being promoted to defensive coordinator in 2002. He was the defensive coordinator on LSU's 2003 BCS National Championship team. In 2004, Muschamp was the defensive head coach for the Miami Dolphins under Saban.

- Texas assistant head coach and running backs coach Major Applewhite served as the offensive coordinator and quarterbacks coach at Alabama under Saban in 2007. Applewhite is also named for former Alabama halfback Major Ogilvie, who played on two national championship (1978-79) teams during his four-year career with the Tide.

- Texas associate head coach and offensive line coach Mack McWhorter worked as the offensive line coach at Alabama under Bill Curry in 1987-88.

- The Longhorns are one of eight FBS teams the Crimson Tide has played but never defeated on the football field. The list includes Central Florida (0-1), Minnesota (0-1), Northern Illinois (0-1), Oklahoma State (0-1), Rice (0-3), Utah (0-1) and Wisconsin (0-1).

## CRIMSON TIDE BOWL GAME NOTES

**ALABAMA SEEKS 13th NATIONAL CHAMPIONSHIP:** The top-ranked Crimson Tide will be playing for its 13th national championship in school history at the 2010 BCS National Championship Game on Thursday, Jan. 7, 2010 in Pasadena, Calif. Alabama has won national championships in 1925, 1926, 1930, 1934, 1941, 1961, 1965, 1966, 1973, 1978, 1979 and 1992. The combined record of the 12 previous national championship teams is 131-6-2.

**ALABAMA EARNS NCAA-BEST 57TH BOWL BERTH:** The University of Alabama football team makes its NCAA-leading 57th bowl appearance as the Crimson Tide is set to face the Texas Longhorns in the 2010 BCS National Championship Game on Thursday, Jan. 7, 2010, at the Rose Bowl Stadium in Pasadena, Calif. This is Alabama's third BCS bowl appearance and first in the BCS National Championship Game since the current format was introduced in 1998. Alabama has played in more bowl games (57) and earned more bowl wins (31) than any team in college football history. The Crimson Tide has posted a 31-22-3 record in its previous bowl appearances. Alabama is bowling for the sixth consecutive season, something that has not happened since the Crimson Tide played in 10 straight bowl games from 1985-94. UA played in the Music City Bowl (2004), Cotton Bowl (2005), Independence Bowl (2006-07) and the Sugar Bowl (2008) over the past six years. Alabama's bowl history dates back to the Jan. 1, 1926, Rose Bowl. The Tide has played in 16 different bowl games in its storied history. Alabama has played bowl games in 10 different states, including Arizona, California, Florida, Hawai'i, Louisiana, Pennsylvania, Tennessee and Texas. Alabama players have garnered 42 "Most Valuable Player" awards in its 56 previous bowl games. Another 21 players and coaches have been selected to various all-time bowl teams.

### NCAA BOWL APPEARANCES

Rank	Team	Appearances
<b>1.</b>	<b>ALABAMA</b>	<b>57</b>
2.	Texas	49
3.	Tennessee	48
	Southern California	48
5.	Nebraska	46
6.	Georgia	45
7.	Oklahoma	43
8.	Penn State	42
9.	LSU	41
	Ohio State	41

### NCAA BOWL VICTORIES

Rank	Team	Wins
<b>1.</b>	<b>ALABAMA</b>	<b>31</b>
	Southern California	31
3.	Penn State	26
4.	Texas	25
	Tennessee	25
	Georgia	25
7.	Oklahoma	24
8.	Nebraska	23
9.	Georgia Tech	22
10.	LSU	21
	Florida State	21

**NO. 1 VERSUS NO. 2 MATCHUPS:** The 2009 BCS National Championship Game will mark the 42nd time since the inception of the Associated Press football poll in 1936 that the No. 1 and No. 2 ranked teams have met. Alabama is ranked No. 1 in the latest AP poll, while Texas is ranked No. 2. It is the third No. 1 vs. No. 2 game for the Crimson Tide in the last two years, going 1-1 in two of those matchups vs. Florida. UA lost when they were ranked No. 1 in the 2008 SEC Championship Game, but won the 2009 SEC title game with a No. 2 ranking. The top two teams have met 22 times during the regular season and 18 times in conference championship game or bowl games. The No. 1 ranked team owns a 24-16-1 all-time record in these matchups. Alabama is playing in its sixth No. 1 vs. No. 2 matchup. Alabama is 3-2 in its previous five games matching No. 1 vs. No. 2 with wins over Penn State (1979 Sugar Bowl), Miami (1993 Sugar Bowl) and Florida (2009 SEC Championship Game) and losses to Nebraska (1972 Orange Bowl) and Florida (2008 SEC Championship Game).

**ROSE BOWL NOTEBOOK:** Alabama will be making its eighth appearance at the Rose Bowl (Stadium) in Pasadena, Calif., including its seventh post-season bowl game. The Crimson Tide played in the Rose Bowl game in 1926, 1927, 1931, 1935, 1938 and 1946. Alabama was the first southern team to play in the Rose Bowl, when the Crimson Tide beat Washington 20-19 on Jan. 1, 1926. Alabama is 4-1-1 all-time in Rose Bowls, with wins over Washington (1926), Washington State (1931), Stanford (1935) and Southern California (1946). Alabama has also played one regular season game at the Rose Bowl, when the third-ranked Crimson Tide opened the 2000 season with a 35-24 loss to the UCLA Bruins. This is the Tide's first appearance in the BCS National Championship Game at the Rose Bowl.

### ALL-TIME RESULTS AT ROSE BOWL

Jan. 1, 1926	Alabama 20, Washington 19
Jan. 1, 1927	Alabama 7, Stanford 7
Jan. 1, 1931	Alabama 24, Washington State 0
Jan. 1, 1935	Alabama 29, Stanford 13
Jan. 1, 1938	California 13, Alabama 0
Jan. 1, 1946	Alabama 34, Southern Cal 14
*Sept. 2, 2000	UCLA 35, Alabama 24
*regular season	

**ALABAMA CRIMSON TIDE BOWL HIGHLIGHTS:** Below are some highlights of the Crimson Tide's storied bowl history that dates back to the 1925 season.

- Alabama made its bowl debut on Jan. 1, 1926, with a 20-19 come-from-behind win over Washington. The Crimson Tide erased a 12-0 halftime deficit with a 20-point third quarter to earn its first bowl win. Pooley Hubert scored the first touchdown in UA bowl history with a 1-yard run in the third quarter. Johnny Mack Brown had two touchdown receptions (59 yards and 27 yards) in the win.

- The Tide captured back-to-back national championships with Rose Bowl wins in 1926 and 1927. In fact, the Tide's first five bowl appearances came at the Rose Bowl. Alabama went 3-1-1 in those games with wins over Washington (1926), Washington State (1931) and Stanford (1935).

- UA great Harry Gilmer rushed for 113 yards in the 1946 Rose Bowl win over Southern California. The 113 rushing yards ranks 15th on the NCAA's all-time bowl list for quarterback rushing stats. Gilmer had eight straight pass completions, the ninth-highest total in NCAA bowl history.

- Alabama's Bobby Luna tied the NCAA bowl record with nine extra point attempts



**ATLANTA, Ga.** – What started as a defensive struggle opened up late in the game with No. 5 Alabama beating No. 7 Virginia Tech 34-24 in the Chick-fil-A Kickoff Game held in the Georgia Dome.

"Anyone that liked competition liked the game that was played tonight," UA head coach Nick Saban said.

The two teams traded the lead back and forth throughout the first half with Tech holding a one-point margin over the Tide, 17-16, heading into the locker rooms at halftime. While Alabama was moving the ball offensively and stopping the Hokies defensively in the first half, Virginia Tech's special teams kept them in front in the first half.

After a scoreless third quarter, Alabama built a ten-point lead in the fourth only to have the Hokies cut it to three before the Tide put the game away by scoring a touchdown with 6:35 remaining.

Crimson Tide running back Mark Ingram ran for a career-best 150 yards, including a six-yard touchdown run. He also scored on an 18-yard pass from Greg McElroy, who made his first start and completed 15 passes, including a long of 48 yards, on 30 attempts for 230 yards, a touchdown and an interception. After starting with just two completions on 12 attempts, McElroy went 13-of-18 the rest of the way.

Kicker Leigh Tiffin made four of five field goal attempts, including a long of 49 yards on the Tide's first drive. In addition to Ingram's TDs, Roy Upchurch burst into the end zone from 19 yards out for Alabama's first touchdown of the night.

Alabama dominated statistically, rolling up 488 net yards to Tech's 154 with a 14-minute advantage in time of possession and 24 first downs to the Hokies' 12. Alabama's defense had five sacks.

#### SCORING SUMMARY

Alabama	9	7	0	18	-	34
Virginia Tech	7	10	0	7	-	24

#### FIRST QUARTER

UA – Leigh Tiffin 49-yard field goal, 9:56 left. Drive: 6 plays, 26 yards, 3:10 elapsed. Score: Alabama 3, Virginia Tech 0.

UA – Tiffin 34-yard field goal, 6:47 left. Drive: 7 plays, 30 yards, 1:59 elapsed. Score: Alabama 6, Virginia Tech 0.

VT – Dyrell Roberts 98-yard kickoff return (Matt Waldron kick), 6:35 left. Drive: No Drive. Score: Virginia Tech 7, Alabama 6.

UA – Tiffin 49-yard field goal, 9:56 left. Drive: 4 plays, 2 yards, 3:10 elapsed. Score: Alabama 9, Virginia Tech 7, 3:05 left.

#### SECOND QUARTER

VT – Matt Waldron 28-yard field goal, 8:39 left. Drive: 4 plays, 3 yards, 2:00 elapsed. Score: Virginia Tech 10, Alabama 9.

UA – Roy Upchurch 19-yard run, 3:09 left. Drive: 11 plays, 76 yards, 5:24 elapsed. Score: Alabama 16, Virginia Tech 10.

VT – Ryan Williams 1-yard run, 1:02 left. Drive: 7 plays, 51 yards, 2:01 elapsed. Score: Virginia Tech 17, Alabama 16.

#### THIRD QUARTER

No Scoring.

#### FOURTH QUARTER

UA – Mark Ingram 6-yard run (Colin Peek pass from Greg McElroy), 12:23 left. Drive: 2 plays, 54 yards, 0:37 elapsed. Score: Alabama 24, Virginia Tech 17.

UA – Tiffin 20-yard field goal, 10:29 left. Drive: 5 plays, 17 yards, 1:45 elapsed. Score: Alabama 27, Virginia Tech 17.

VT – Williams 32-yard run (Waldron kick), 9:22 left. Drive: 2 plays, 37 yards, 1:00 elapsed. Score: Alabama 27, Virginia Tech 24.

UA – Ingram 18-yard pass from Greg McElroy (Tiffin kick), 6:35 left. Drive: 5 plays, 74 yards, 2:40 elapsed. Score: Alabama 34, Virginia Tech 24.

#### ATTENDANCE – 74,954 (capacity: 72,000)

TEAM STATISTICS	UA	VT
First Downs	22	11
Rushing	9	4
Passing	11	4
Penalty	2	3
Rushing Attempts	49	31
Yards Gained Rushing	293	121
Yards Lost Rushing	25	57
Net Yards Rushing	268	64
Net Yards Passing	230	91
Passes Attempted	30	20
Passes Completed	15	9
Interceptions Thrown	1	0
Total Offensive Plays	79	51
Total Net Yards	498	155
Average Gain Per Play	6.3	3.0
Fumbles: Number-Lost	2-1	5-2
Penalties: Number-Yards	10-83	6-45
Number of Punts-Yards	5-224	8-365
Average Yards Per Punt	44.8	45.6
Punt Returns: Number-Yards	3-35	2-11
Kickoff Returns: Number-Yards	5-99	8-243
Interceptions: Number-Yards	0-0	1-6
Fumble Returns: Number-Yards	0-0	1-2
Time of Possession	36:32	23:28
Third Down Conversions	6-17	2-12
Fourth Down Conversions	0-0	0-1
Sacks By: Number-Yards	5-38	2-5

#### INDIVIDUAL STATISTICS

ALABAMA	Att.	Gain	Lost	Net	TD	LG
<b>RUSHING</b>						
Mark Ingram	26	156	6	150	1	39
Roy Upchurch	7	92	2	90	1	34
Greg McElroy	8	33	5	28	0	9
Trent Richardson	3	10	0	10	0	6
Terry Grant	2	2	0	2	0	2
Julio Jones	1	0	1	-1	0	-
Marquis Maze	1	0	1	-1	0	-
Team	1	0	10	-10	0	-
<b>PASSING</b>	<b>Att.</b>	<b>Comp.</b>	<b>Int.</b>	<b>Yards</b>	<b>TD</b>	<b>LG</b>
Greg McElroy	30	15	1	230	1	48
<b>RECEIVING</b>	<b>No.</b>	<b>Yards</b>	<b>TD</b>	<b>LG</b>		
Julio Jones	4	46	0	16		
Darius Hanks	3	55	0	35		
Colin Peek	3	37	0	19		
Mark Ingram	3	35	1	18		
Marquis Maze	2	57	0	48		
<b>PUNTING</b>	<b>No.</b>	<b>Yards</b>	<b>Avg.</b>	<b>LG</b>	<b>I20</b>	<b>TB</b>
P.J. Fitzgerald	5	224	44.8	53	3	1
<b>PUNT RETURNS</b>	<b>No.</b>	<b>Yards</b>	<b>Avg.</b>	<b>LG</b>	<b>TD</b>	
Javier Arenas	3	35	11.7	15	0	
<b>KICKOFF RETURNS</b>	<b>No.</b>	<b>Yards</b>	<b>Avg.</b>	<b>LG</b>	<b>TD</b>	
Terry Grant	2	44	22.0	29	0	
<b>INT. RETURNS</b>	<b>No.</b>	<b>Yards</b>	<b>Avg.</b>	<b>LG</b>	<b>TD</b>	
None						
<b>FIELD GOALS</b>	<b>FG-FGA</b>	<b>Good</b>	<b>Missed</b>			
Leigh Tiffin	4-5	49,34,32,20	36			
<b>KICKOFFS</b>	<b>No.</b>	<b>Yards</b>	<b>Avg.</b>	<b>TB</b>	<b>OB</b>	
Leigh Tiffin	8	517	64.6	0	0	
<b>ALL-PURPOSE</b>	<b>Rush</b>	<b>Rec.</b>	<b>KOR</b>	<b>PR</b>	<b>IR</b>	<b>TOT</b>
Mark Ingram	150	35	0	0	0	185
Roy Upchurch	90	0	0	0	0	90
<b>FUMBLES</b>	<b>No.</b>	<b>Lost</b>				
Roy Upchurch	1	1				
Team	1	0				

**DEFENSIVE LEADERS:** Tackles – Eryk Anders (LB) 8; Justin Woodall (DB) 7; Dont'a Hightower (LB) 6; Rolando McClain (LB) 5; Javier Arenas (DB) 5. Sacks (5-38) – Rolando McClain (LB) 2-19; Marcell Dareus (DL) 1.5-8; Javier Arenas (DB) 1-10; Josh Chapman (DL) 0.5-1. Tackles For Loss (9-43) – Eryk Anders (LB) 2-3; Rolando McClain (LB) 2-19; Marcell Dareus (DL) 1.5-8; Javier Arenas (DB) 1-10; Josh Chapman (DL) 1-1; Dont'a Hightower (LB) 1-1; Justin Woodall (DL) 0.5-1. Passes Broken Up (3) – Dont'a Hightower (LB) 1; Kareem Jackson (DB) 1; Marquis Johnson (DB) 1.

#### VIRGINIA TECH

ALABAMA	Att.	Gain	Lost	Net	TD	LG
<b>RUSHING</b>						
Ryan Williams	13	71	0	71	2	32
Jonathan Oglesby	6	19	3	16	0	7
D Coale	1	5	0	5	0	5
<b>Team</b>	<b>1</b>	<b>0</b>	<b>2</b>	<b>-2</b>	<b>0</b>	<b>-</b>
Tyrod Taylor	10	26	52	-26	0	16
<b>PASSING</b>	<b>Att.</b>	<b>Comp.</b>	<b>Int.</b>	<b>Yards</b>	<b>TD</b>	<b>LG</b>
Tyrod Taylor	20	9	0	91	0	43
<b>RECEIVING</b>	<b>No.</b>	<b>Yards</b>	<b>TD</b>	<b>LG</b>		
J Boykin	3	19	0	10		
Ryan Williams	2	42	0	43		
D Coale	2	16	0	12		
J Oglesby	2	14	0	13		
<b>PUNTING</b>	<b>No.</b>	<b>Yards</b>	<b>Avg.</b>	<b>LG</b>	<b>I20</b>	<b>TB</b>
B Bowden	8	365	45.6	57	2	1
<b>PUNT RETURNS</b>	<b>No.</b>	<b>Yards</b>	<b>Avg.</b>	<b>LG</b>	<b>TD</b>	
J Hosley	1	11	11.0	11	0	
Ryan Williams	1	0	0.0	-	0	
<b>KICKOFF RETURNS</b>	<b>No.</b>	<b>Yards</b>	<b>Avg.</b>	<b>LG</b>	<b>TD</b>	
D Roberts	4	195	48.8	98	1	
D Morgan	3	45	15.0	21	0	
D Wilson	1	3	3.0	3	0	
<b>INT RETURNS</b>	<b>No.</b>	<b>Yards</b>	<b>Avg.</b>	<b>LG</b>	<b>TD</b>	
A Hopkins	1	6	6.0	6	0	
<b>FIELD GOALS</b>	<b>FG-FGA</b>	<b>Good</b>	<b>Missed</b>			
Matt Waldron	1-1	28	--			
<b>KICKOFFS</b>	<b>No.</b>	<b>Yards</b>	<b>Avg.</b>	<b>TB</b>	<b>OB</b>	
Jeremy Davis	3	145	48.3	0	0	
<b>ALL-PURPOSE</b>	<b>Rush</b>	<b>Rec.</b>	<b>KOR</b>	<b>PR</b>	<b>IR</b>	<b>TOT</b>
Ryan Williams	71	43	--	0	--	114
J Oglesby	16	14	--	--	--	30
<b>FUMBLES</b>	<b>No.</b>	<b>Lost</b>				
D Morgan	2	1				
Ryan Williams	1	1				
J Oglesby	1	0				
Tyrod Taylor	1	0				

**DEFENSIVE LEADERS:** Tackles – Johnson 13; Rivers 11; Virgil 9; Grimm 8. Sacks (2-5) 1-4; Johnson 1-3; Hopkins 1-2; Rivers 1-2; Grimm 0.5-0; Friday 0.5-0. Passes Broken Up (5) – Johnson 1; Grimm 1; Porch 1; Friday 1; Morgan 1.

**TUSCALOOSA, Ala.** - Alabama used a balanced attack to rack up more than 500 yards of total offense on its way to defeating Florida International, 40-14, in front of a sellout crowd in the home opener at Bryant-Denny Stadium.

After being held to a 23-yard Leigh Tiffin field goal on its first drive, the Tide reached the end zone on its second possession when McElroy found receiver Mike McCoy for a 24-yard touchdown. On the ensuing kickoff, FIU's T.Y. Hilton returned it 96 yards for a score to bring the Golden Panthers within three points at 10-7.

Tiffin added a second field goal on the first play of the second quarter to extend the Tide lead to 13-7 and tie his father, Van Tiffin, for third place on the career field goals list at Alabama with 59. FIU answered with an eight-play, 60-yard drive capped by a nine-yard touchdown catch by Greg Ellingson to take the lead, 14-13.

Alabama came back quickly, driving 64 yards in five plays on a drive concluded by a two-yard Mark Ingram touchdown plunge to regain the lead at 20-14. The Tide took that lead to the locker room at halftime. McElroy completed 13-of-14 attempts for 203 yards and a score in the first half, and McCoy snatched five passes for 100 yards and a touchdown before intermission.

While McElroy and the passing game did most of the damage in the first half, the second half belonged to the Crimson Tide rushing attack.

Freshman Trent Richardson made his debut at Bryant-Denny Stadium a memorable one with two rushing touchdowns in the second half. Richardson's first score came on a nine-yard carry to take the Tide lead to 26-14 late in the third quarter. Then, following a 49-yard Javier Arenas punt return, Richardson struck again with a 35-yard burst to extend the lead to 33-14 on the first play of the fourth quarter.

Terry Grant tacked on another touchdown with a 42-yard scamper for Alabama's final score. In total, the Crimson Tide ran for 275 yards, 203 of which came in the second half. Richardson finished with 118 yards on 15 carries to lead the team.

McElroy finished the game 18-of-24 passing for 241 yards, one touchdown and no interceptions. McCoy led the team in receiving with five catches for 100 yards. Nine players caught at least one pass for the Tide. The Alabama offense wound up with 516 total yards.

The defense stiffened in the second half, shutting out the Golden Panthers while holding them to 95 yards of total offense. For the game, Florida International managed only one rushing yard. Alabama linebacker Rolando McClain led the team with 10 tackles, and defensive lineman Marcel Dareus had two of the team's five quarterback sacks. Strong safety Mark Barron came up with an interception late in the fourth quarter.

#### SCORING SUMMARY

Florida International	7	7	0	0	-	14
Alabama	10	10	6	14	-	40

#### FIRST QUARTER

UA - Leigh Tiffin 23-yard field goal, 9:02 left. Drive: 13 plays, 55 yards, 5:58 elapsed. Score: Alabama 3, FIU 0.

UA - Mike McCoy 24-yard pass from Greg McElroy (Leigh Tiffin kick), 3:25 left. Drive: 7 plays 80 yards, 3:20 elapsed. Score: Alabama 10, FIU 0.

FIU - T.Y. Hilton 96-yard kickoff return (Dustin Rivest kick), 3:07 left. Drive: No Drive. Score: Alabama 10, FIU 7.

#### SECOND QUARTER

UA - Tiffin 29-yard field goal, 14:55 left. Drive: 7 plays, 50 yards, 3:12 elapsed. Score: Alabama 13, FIU 7.

FIU - Greg Ellingson 9-yard pass from Paul McCall (Rivest kick), 10:29 left. Drive: 8 plays, 60 yards, 4:26 elapsed. Score: FIU 14, Alabama 13.

UA - Mark Ingram 2-yard run (Tiffin kick), 8:20 left. Drive: 5 plays, 69 yards, 2:09 elapsed. Score: Alabama 20, FIU 14.

#### THIRD QUARTER

UA - Trent Richardson 9-yard run (pass failed), 3:14 left. Drive: 7 plays, 50 yards, 2:11 elapsed. Score: Alabama 26, FIU 14.

#### FOURTH QUARTER

UA - Richardson 35-yard run (Tiffin kick), 14:53 left. Drive: 2 plays, 40 yards, 0:18 elapsed. Score: Alabama 33, FIU 14.

UA - Terry Grant 42-yard run (Tiffin kick), 8:21 left. Drive: 3 plays, 54 yards, 1:35 elapsed. Score: Alabama 40, FIU 14.

#### ATTENDANCE - 92,012 (capacity: 92,012)

TEAM STATISTICS	UA	FIU
First Downs	26	13
Rushing	14	4
Passing	12	7
Penalty	0	2
Rushing Attempts	42	26
Yards Gained Rushing	295	56
Yards Lost Rushing	20	55
Net Yards Rushing	275	1
Net Yards Passing	241	213
Passes Attempted	24	38
Passes Completed	18	18
Interceptions Thrown	0	1
Total Offensive Plays	66	64
Total Net Yards	516	214
Average Gain Per Play	7.8	3.3
Fumbles: Number-Lost	1-0	2-0
Penalties: Number-Yards	7-65	8-54
Number of Punts-Yards	3-129	8-379
Average Yards Per Punt	43.0	47.4
Punt Returns: Number-Yards	4-101	1-3
Kickoff Returns: Number-Yards	2-30	7-185
Interceptions: Number-Yards	1-17	0-0
Fumble Returns: Number-Yards	0-0	0-0
Time of Possession	31:38	28:22
Third Down Conversions	3-10	7-17
Fourth Down Conversions	1-1	1-3
Sacks By: Number-Yards	5-38	1-15

#### INDIVIDUAL STATISTICS

##### ALABAMA

RUSHING	Att.	Gain	Lost	Net	TD	LG
Trent Richardson	15	119	1	118	2	35
Terry Grant	6	72	3	69	1	42
Mark Ingram	10	57	1	56	1	16
Demetrius Goode	4	24	0	24	0	14
Roy Upchurch	4	17	0	17	0	9
Julio Jones	1	5	0	5	0	5
Greg McElroy	2	1	15	-14	0	--
PASSING	Att.	Comp.	Int.	Yards	TD	LG
Greg McElroy	24	18	0	241	1	35

RECEIVING	No.	Yards	TD	LG
Mike McCoy	5	100	1	35
Mark Ingram	4	47	0	31
Trent Richardson	2	23	0	12
Earl Alexander	2	20	0	11
Preston Dial	1	19	0	19
Colin Peek	1	13	0	13
Darius Hanks	1	11	0	11
Julio Jones	1	9	0	9
Brad Smelley	1	-1	0	--

PUNTING	No.	Yards	Avg.	LG	I20	TB
P.J. Fitzgerald	3	129	43.0	45	0	0
PUNT RETURNS	No.	Yards	Avg.	LG	TD	
Javier Arenas	4	101	25.3	46	0	
KICKOFF RETURNS	No.	Yards	Avg.	LG	TD	
Javier Arenas	1	25	25.0	25	0	
Damion Square	1	5	5.0	5	0	
INT. RETURNS	No.	Yards	Avg.	LG	TD	
Mark Barron	1	17	17.0	17	0	

FIELD GOALS		FG-FGA	Good	Missed		
Leigh Tiffin	2-3		23, 29	39		
KICKOFFS	No.	Yards	Avg.	TB	OB	
Leigh Tiffin	8	442	55.2	0	1	
ALL-PURPOSE	Rush	Rec.	KOR	PR	IR	TOT
Trent Richardson	118	23	0	0	0	141
Mark Ingram	56	47	0	0	0	103
Mike McCoy	100	0	0	0	0	100
FUMBLES	No.	Lost				
Greg McElroy	1	0				

**DEFENSIVE LEADERS** Tackles - Eryk Anders (LB) 8; Justin Woodall (DB) 7; Dont'a Hightower (LB) 6; Rolando McClain (LB) 5; Javier Arenas (DB) 5. Sacks (5-38) - Rolando McClain (LB) 2-19; Marcell Dareus (DL) 1.5-8; Javier Arenas (DB) 1-10; Josh Chapman (DL) 0.5-1. Tackles For Loss (9-43) - Eryk Anders (LB) 2-3; Rolando McClain (LB) 2-19; Marcell Dareus (DL) 1.5-8; Javier Arenas (DB) 1-10; Josh Chapman (DL) 1-1; Dont'a Hightower (LB) 1-1; Justin Woodall (DL) 0.5-1. Passes Broken Up (3) - Dont'a Hightower (LB) 1; Kareem Jackson (DB) 1; Marquis Johnson (DB) 1.

#### FLORIDA INTERNATIONAL

RUSHING	Att.	Gain	Lost	Net	TD	LG
Darria Mallary	3	13	0	13	0	7
Wayne Younger	2	12	0	12	0	8
Darriet Perry	9	13	8	5	0	6
T.Y. Hilton	1	0	0	0	0	0
Paul McCall	11	18	47	-29	0	8
PASSING	Att.	Comp.	Int.	Yards	TD	LG
Paul McCall	32	16	0	189	1	46
Wayne Younger	6	2	1	24	0	23

RECEIVING	No.	Yards	TD	LG
Greg Ellingson	5	92	1	46
T.Y. Hilton	5	40	0	25
Darriet Perry	3	14	0	13
Jason Frierson	2	22	0	16
Colt Anderson	1	23	0	23
Marquis Rolle	1	16	0	16
Jon Faucher	1	6	0	6

PUNTING	No.	Yards	Avg.	LG	I20	TB
Carlos Munera	8	379	47.4	54	2	2
PUNT RETURNS	No.	Yards	Avg.	LG	TD	
T.Y. Hilton	1	3	3.0	3	0	
KICKOFF RETURNS	No.	Yards	Avg.	LG	TD	
T.Y. Hilton	2	120	60.0	96	1	
Junior Mertile	4	54	13.5	23	0	
Kreg Brown	1	11	11.0	11	0	
INT RETURNS	No.	Yards	Avg.	LG	TD	
None						

FIELD GOALS		FG-FGA	Good	Missed		
None						
KICKOFFS	No.	Yards	Avg.	TB	OB	
Dustin Rivest	3	132	44.0	0	0	
ALL-PURPOSE	Rush	Rec.	KOR	PR	IR	TOT
T.Y. Hilton	0	0	120	3	0	123
FUMBLES	No.	Lost				
Junior Mertile	1	0				
Paul McCall	1	0				

#### DEFENSIVE LEADERS

Tackles - Scott Bryant 9; Anthony Gaitor 7; Winston Fraser 7; Ashlyn Parker 7; Dez Johnson 7. Tackles For Loss (5-21) - Toronto Smith 2-16; Anthony Gaitor 1-3; Ashlyn Parker 1-1; Justin West 0.5-1; Chuck Grace 0.5-0. Passes Broken Up (1) - Toronto Smith 1.



**TUSCALOOSA, Ala.** – Alabama (3-0) dominated North Texas (1-2) on both sides of the ball en route to a 53-7 victory at Bryant-Denny Stadium on a damp afternoon.

Alabama showcased a balanced attack on offense, throwing for 264 yards and grinding out 260 yards on the ground to surpass the 500-yard mark for the second straight game. North Texas finished with 181 yards of total offense with 61 rushing yards while earning only seven first downs.

After a turnover on its first possession, the Alabama offense asserted itself with four straight touchdown drives. Quarterback Greg McElroy got the scoring started with a two-yard scramble that capped a 13-play, 95-yard drive to put the Tide up 7-0.

McElroy went to the air for the Tide's second score, finding receiver Marquis Maze for a 34-yard scoring strike. Alabama's next drive belonged to running back Trent Richardson, who busted a 38-yard run to put the Tide in scoring position then finished the drive with a one-yard dive to give Alabama a 21-0 lead.

Running back Mark Ingram gained 108 yards from scrimmage in the first half, in addition to a 29-yard reception for the Crimson Tide's final touchdown of the half.

Reserve quarterback Star Jackson saw his first significant game action for Alabama on the final possession of the first half and led the Tide down the field to a 35-yard Leigh Tiffin field goal that gave Alabama a 30-0 lead at halftime. Jackson completed 5-of-6 passes on the drive for 30 yards. Alabama piled up 353 yards of total offense before intermission compared to 62 yards for the Mean Green.

McElroy came out for one possession in the second half and it turned out to be a short one as the Tide punched in another touchdown on a three-play drive that took less than a minute. Ingram found the end zone on a five-yard run to conclude the quick march.

After McElroy's exit, Jackson kept the offense ticking, leading the Tide down the field on three more scoring drives. Running back Terry Grant cashed in two of those drives with one-yard and nine-yard touchdown runs. Meanwhile, Jackson finished the game 9-of-13 passing for 88 yards.

The Alabama backfield shared the wealth as Ingram, Richardson and Grant each rushed for more than 75 yards and at least one score. Eleven Tide players caught passes, led by Maze with four catches for 49 yards and a score.

North Texas scored its touchdown on a 34-yard pass to Lance Dunbar late in the third quarter with Alabama leading 44-0.

#### SCORING SUMMARY

North Texas	0	0	7	0	-	7
Alabama	14	16	14	9	-	53

#### FIRST QUARTER

UA – Greg McElroy 2-yard run (Leigh Tiffin kick), 7:47 left. Drive: 13 plays, 95 yards, 5:52 elapsed. Score: Alabama 7, North Texas 0.

UA – Marquis Maze 34-yard pass from Greg McElroy (Tiffin kick), 2:52 left. Drive: 6 plays, 67 yards, 2:35 elapsed. Score: Alabama 14, North Texas 0.

#### SECOND QUARTER

UA – Trent Richardson 1-yard run (Tiffin kick), 11:56 left. Drive: 5 plays, 83 yards, 2:10 elapsed. Score: Alabama 21, North Texas 0.

UA – Mark Ingram 29-yard pass from McElroy (kick failed), 3:56 left. Drive: 7 plays, 68 yards, 3:25 elapsed. Score: Alabama 27, North Texas 0.

UA – Leigh Tiffin 35-yard field goal, 0:00 left. Drive: 11 plays, 36 yards, 2:08 left. Score: Alabama 30, North Texas 0.

#### THIRD QUARTER

UA – Ingram 5-yard run (Tiffin kick), 12:26 left. Drive: 3 plays, 39 yards, 0:54 elapsed. Score: Alabama 37, North Texas 0.

UA – Terry Grant 1-yard run (Tiffin kick), 4:29 left. Drive: 6 plays, 33 yards, 2:57 elapsed. Score: Alabama 44, North Texas 0.

UNT – Lance Dunbar 34-yard pass from Nathan Tune (Jeremy Knott kick), 2:11 left. Drive: 5 plays, 78 yards, 2:18 elapsed. Score: Alabama 44, North Texas 7.

#### FOURTH QUARTER

UA – Leigh Tiffin 20-yard field goal, 11:42 left. Drive: 11 plays, 37 yards, 5:29 elapsed. Score: Alabama 47, North Texas 7.

UA – Terry Grant 9-yard run (kick failed), 5:59 left. Drive: 8 plays, 56 yards, 3:43 elapsed. Score: Alabama 53, North Texas 7.

#### ATTENDANCE – 92,012 (capacity: 92,012)

TEAM STATISTICS	UA	UNT
First Downs	28	7
Rushing	15	2
Passing	12	5
Penalty	1	0
Rushing Attempts	45	26
Yards Gained Rushing	288	63
Yards Lost Rushing	28	2
Net Yards Rushing	260	61
Net Yards Passing	263	126
Passes Attempted	28	23
Passes Completed	22	16
Interceptions Thrown	0	0
Total Offensive Plays	73	49
Total Net Yards	523	187
Average Gain Per Play	7.2	3.8
Fumbles: Number-Lost	4-1	1-0
Penalties: Number-Yards	2-15	3-27
Number of Punts-Yards	1-49	9-379
Average Yards Per Punt	49.0	42.1
Punt Returns: Number-Yards	4-90	0-0
Kickoff Returns: Number-Yards	2-71	7-119
Interceptions: Number-Yards	0-0	0-0
Fumble Returns: Number-Yards	0-0	0-0
Time of Possession	30:43	29:17
Third Down Conversions	10-14	4-14
Fourth Down Conversions	1-1	0-1
Sacks By: Number-Yards	0-0	0-0

#### INDIVIDUAL STATISTICS

##### ALABAMA

RUSHING	Att.	Gain	Lost	Net	TD	LG
Mark Ingram	8	91	0	91	1	22
Trent Richardson	11	88	1	87	1	38
Terry Grant	19	79	0	79	2	9
Greg McElroy	3	16	0	16	1	8
Demetrius Goode	1	14	0	14	0	14
Team	3	0	27	-27	0	--
PASSING	Att.	Comp.	Int.	Yards	TD	LG
Greg McElroy	15	13	0	176	2	34
Star Jackson	13	9	0	87	0	21

RECEIVING	No.	Yards	TD	LG
Marquis Maze	4	49	1	34
Mike McCoy	3	38	0	20
Mark Ingram	3	38	1	29
Terry Grant	2	29	0	17
Darius Hanks	2	28	0	20
Colin Peek	2	26	0	19
Brad Smelley	2	13	0	7
Brandon Gibson	1	21	0	21
Earl Alexander	1	11	0	11
Michael Bowman	1	7	0	7
Trent Richardson	1	3	0	3

PUNTING	No.	Yards	Avg.	LG	I20	TB
P.J. Fitzgerald	1	49	49.0	49	0	1
PUNT RETURNS	No.	Yards	Avg.	LG	TD	
Javier Arenas	4	90	22.5	36	0	
KICKOFF RETURNS	No.	Yards	Avg.	LG	TD	
Javier Arenas	1	61	61.0	61	0	
Baron Huber	1	10	10.0	10	0	

##### INTERCEPTION RETURNS

	No.	Yards	Avg.	LG	TD
--	-----	-------	------	----	----

None

##### FIELD GOALS

FG-FGA	Good	Missed
--------	------	--------

Leigh Tiffin 2-2

##### KICKOFFS

No.	Yards	Avg.	TB	OB
-----	-------	------	----	----

Leigh Tiffin 9 618 68.7 2 0

##### ALL-PURPOSE

Rush	Rec.	KOR	PR	IR	TOTAL
------	------	-----	----	----	-------

Mark Ingram 91 38 0 0 0 129

Terry Grant 79 29 0 0 0 108

##### FUMBLES

No.	Lost
-----	------

Greg McElroy 1 1

Javier Arenas 1 0

Darius Hanks 1 0

Team 1 0

##### DEFENSIVE LEADERS

Tackles – Chris Jordan (DB) 6; Mark Barron (DB) 6; Terrence Cody (DL) 5; Eryk Anders (LB) 5; Robby Green (DB) 5; Nick Gentry (DL) 5.Sacks (0-0) – None. Tackles For Loss (4-15) – Mark Barron (DB)

1-10; Terrence Cody (DL) 1-3; Nico Johnson (DB) 1-1; Don'ta Hightower (LB) 0.5-1; Josh Chapman (DL)

0.5-0. Passes Broken Up (5) – Javier Arenas (DB) 2; Mark Barron (DB) 2; Terrence Cody (DL) 1.

##### NORTH TEXAS

Lance Dunbar	5	6	1	5	0	3
Darius Carey	1	3	0	3	0	3
Micah Mosley	1	0	0	0	0	--
PASSING	Att.	Comp.	Int.	Yards	TD	LG
Nathan Tune	23	16	0	126	1	34
<b>RECEIVING</b>	<b>No.</b>	<b>Yards</b>	<b>TD</b>	<b>LG</b>		
Darius Carey	5	34	0	17		
Jamaal Jackson	4	1	0	5		
C. Montgomery	3	17	0	8		
Lance Dunbar	2	40	1	34		

Michael Outlaw	2	34	0	32		
<b>PUNTING</b>	<b>No.</b>	<b>Yards</b>	<b>Avg.</b>	<b>LG</b>	<b>I20</b>	<b>TB</b>
W. Atterberry	9	379	42.1	52	2	0

None

##### KICKOFF RETURNS

No.	Yards	Avg.	LG	TD
Ira Smith	4	73	18.3	23
J. Hamilton	1	19	19.0	19
Darius Carey	1	15	15.0	15
Lance Dunbar	1	12	12.0	12

##### INTERCEPTION RETURNS

No.	Yards	Avg.	LG	TD
-----	-------	------	----	----

None

##### FIELD GOALS

FG-FGA	Good	Missed
--------	------	--------

None

##### KICKOFFS

No.	Yards	Avg.	TB	OB
-----	-------	------	----	----

Jeremy Knott 2 104 52.0 0 0

##### ALL-PURPOSE

Rush	Rec.	KOR	PR	IR	TOTAL
------	------	-----	----	----	-------

Ira Smith 0 0 73 0 0 73

##### FUMBLES

No.	Lost
-----	------

Lance Dunbar 1 0

##### DEFENSIVE LEADERS

Tackles – DaWaylon Cook (LB) 11; C. Robertson (LB) 9; Royce Hill (DB) 8; Adryan Adams (DB) 6.

Sacks (0-0) – None. Tackles For Loss (3-11) – Tobe Nwigwe (LB) 2-5; S. Owusu-Hemeng (DL) 1-6.

Passes Broken Up (2) – A.J. Penson (DB) 1; DaWaylon Cook (LB) 1.

**TUSCALOOSA, Ala.** – A career-high 291 passing yards from quarterback Greg McElroy, combined with a staunch defensive effort, propelled No. 3 Alabama to a convincing 35-7 win over Arkansas in the Southeastern Conference opener for the Crimson Tide at Bryant-Denny Stadium.

Alabama held a 425 to 254 advantage in total offense with five different players scoring, including three touchdown passes from McElroy. The Crimson Tide defense also performed well, allowing just 63 yards on the ground with three sacks, eight tackles for a loss, six quarterback hurries and an interception.

McElroy keyed the offensive output with another solid performance, completing 17-of-24 passes for 291 yards and touchdown strikes of 80, 50 and 14 yards with no interceptions. On the ground, Alabama gained 134 yards, the majority split between Trent Richardson (9 carries, 65 yards) and Mark Ingram (17 carries, 50 yards). Ingram finished the afternoon with 71 total yards of offense and two touchdowns.

Alabama (4-0) jumped out to a 14-0 lead at halftime thanks to scoring plays of 52 and 50 yards. Richardson jump-started the Tide's scoring with a 52-yard touchdown run over right end, breaking four tackles behind the line of scrimmage to spring the big run and give the Tide a 7-0 lead with 9:30 left in the half.

Following another defensive stop, the offense tacked on another touchdown when a direct-snap reverse freed up receiver Julio Jones downfield. McElroy, who received the ball from Terry Grant via Ingram, hit the wide-open Jones for the 50-yard strike to give the Tide a 14-0 halftime lead.

Alabama's defense was the story of the first half, limiting Arkansas to just 101 yards of total offense and forcing the Razorbacks to punt on all seven first-half possessions. The Tide's rush defense was particularly stout, allowing 27 yards on 17 attempts while quarterback Ryan Mallett completed only seven of his 21 attempts for 74 yards. The Arkansas signal caller finished the afternoon 12-of-35 passing for 160 yards with a touchdown and an interception.

Cornerback Javier Arenas led the Tide's first-half defensive effort on the rain-soaked grass with four solo tackles, three of them for losses totaling 25 yards, and two quarterback sacks for his first multi-sack game at Alabama.

Arkansas' lone score came when the Razorbacks took the opening drive of the second half 55 yards in five plays culminating with an 18-yard toss from Mallett to Greg Childs that cut UA's lead to 14-7.

The Tide needed just one play covering 20 seconds to respond to Arkansas' only score as McElroy found a streaking receiver Marquis Maze along the sideline for an 80-yard touchdown completion to take a 21-7 lead with 10:25 left in the third quarter. The Tide defense returned to form on the ensuing series, forcing a three-and-out that allowed the special teams unit to shine.

With Arkansas in punt formation, Lorenzo Washington blocked a Dylan Breeding punt.

Alabama made use of the short field on the fifth play of the series as McElroy, facing a healthy dose of pressure, dumped the ball off to Ingram on a screen pass. A lone block up the sideline allowed Ingram to waltz into the end zone for the first of his two touchdowns on the day.

The Crimson Tide effectively sealed the verdict with its third straight touchdown drive, this one a clock-killing 99-yard march that took 6:28 off the clock before Ingram's two-yard dash ended the day's scoring with 13:12 left in the fourth quarter.

#### SCORING SUMMARY

Arkansas	0	0	7	0	-	7
Alabama	0	14	14	7	-	35

#### FIRST QUARTER

No Scoring.

#### SECOND QUARTER

UA – Trent Richardson 52-yard run (Leigh Tiffin kick), 9:30 left. Drive: 6 plays, 86 yards, 3:14 elapsed. Score: Alabama 7, Arkansas 0.

UA – Julio Jones 50-yard pass from Greg McElroy (Tiffin kick), 6:55 left. Drive: 1 play, 50 yards, 0:10 elapsed. Score: Alabama 14, Arkansas 0.

#### THIRD QUARTER

ARK – Greg Childs 18-yard pass from Ryan Mallett (Alex Tejada kick), 10:45 left. Drive: 5 plays, 55 yards, 2:17 elapsed. Score: Alabama 14, Arkansas 7.

UA – Marquis Maze 80-yard pass from McElroy (Tiffin kick), 10:25 left. Drive: 1 play, 80 yards, 0:20 elapsed. Score: Alabama 21, Arkansas 7.

UA – Mark Ingram 14-yard pass from McElroy (Tiffin kick), 5:53 left. Drive: 5 plays, 35 yards, 2:28 elapsed. Score: Alabama 28, Arkansas 7.

#### FOURTH QUARTER

UA – Mark Ingram

#### ATTENDANCE – 92,012 (capacity: 92,012)

TEAM STATISTICS	UA	ARK
First Downs	18	14
Rushing	6	3
Passing	9	10
Penalty	3	1
Rushing Attempts	41	26
Yards Gained Rushing	150	101
Yards Lost Rushing	16	38
Net Yards Rushing	134	63
Net Yards Passing	291	191
Passes Attempted	24	41
Passes Completed	17	16
Interceptions Thrown	0	1
Total Offensive Plays	65	67
Total Net Yards	425	254
Average Gain Per Play	6.5	3.8
Fumbles: Number-Lost	0-0	0-0
Penalties: Number-Yards	7-60	11-98
Number of Punts-Yards	7-288	10-358
Average Yards Per Punt	41.1	35.8
Punt Returns: Number-Yards	5-75	1-3
Kickoff Returns: Number-Yards	2-33	4-102
Interceptions: Number-Yards	1-24	0-0
Fumble Returns: Number-Yards	0-0	0-0
Time of Possession	33:36	26:24
Third Down Conversions	6-15	2-14
Fourth Down Conversions	0-1	1-3
Sacks By: Number-Yards	3-28	1-2

#### INDIVIDUAL STATISTICS

ALABAMA						
RUSHING	Att.	Gain	Lost	Net	TD	LG
Trent Richardson	9	68	3	65	1	52
Mark Ingram	17	51	1	50	1	14
Terry Grant	13	26	19	16	0	10
Greg McElroy	2	5	2	3	0	5
PASSING	Att.	Comp.	Int.	Yards	TD	LG
Greg McElroy	24	17	0	291	3	80
RECEIVING	No.	Yards	TD	LG		
Roy Upchurch	3	30	0	13		
Mark Ingram	3	21	1	14		
Marquis Maze	2	88	1	80		
Julio Jones	2	65	1	50		
Colin Peek	2	19	0	14		
Trent Richardson	2	16	0	9		
Darius Hanks	1	32	0	32		
Terry Grant	1	18	0	18		
Preston Dial	1	2	0	2		
PUNTING	No.	Yards	Avg.	LG	I20	TB
P.J. Fitzgerald	7	288	41.1	51	2	3
PUNT RETURNS	No.	Yards	Avg.	LG	TD	
Javier Arenas	4	59	14.8	18	0	
Lorenzo Washington	1	16	16.0	16	0	
KICKOFF RETURNS	No.	Yards	Avg.	LG	TD	
Terry Grant	2	33	16.5	20	0	
INTERCEPTION RETURNS	No.	Yards	Avg.	LG	TD	
Justin Woodall	1	24	24.0	24	0	
FIELD GOALS	FG-FGA	Good	Missed			
Leigh Tiffin	2-2	35, 20				
KICKOFFS	No.	Yards	Avg.	TB	OB	
Leigh Tiffin	6	386	64.3	2	0	
ALL-PURPOSE	Rush	Rec.	KOR	PR	IR	TOTAL
Marquis Maze	0	88	0	0	0	88
Trent Richardson	65	16	0	0	0	81
Mark Ingram	50	21	0	0	0	71
FUMBLES	No.	Lost				
None.						

**DEFENSIVE LEADERS** Tackles – Mark Barron (DB) 7; Rolando McClain (LB) 5; Javier Arenas (DB) 5; Kareem Jackson (DB) 5; Justin Woodall (DB) 4. Sacks (3-28) – Javier Arenas (DB) 2-21; Eryk Anders (LB) 1-7. Tackles For Loss (8-54) – Javier Arenas (DB) 3-25; Eryk Anders (LB) 2-22; Cory Reamer (LB) 1-4; Rolando McClain (LB) 1-2; Marcell Dareus (DL) 1-1. Passes Broken Up (8) – Mark Barron (DB) 2; Kareem Jackson (DB) 2; Robby Green (DB) 2; Eryk Anders (LB) 1; Marcell Dareus (DL) 1.

#### ARKANSAS

RUSHING	Att.	Gain	Lost	Net	TD	LG
Michael Smith	12	63	2	61	0	18
Rich Wingo, Jr.	4	16	4	12	0	9
Broderick Green	2	10	0	10	0	5
Knile Davis	2	6	0	6	0	3
Dennis Johnson	2	5	4	1	0	5
Dylan Breeding	1	1	0	1	0	1
Ryan Mallett	3	0	28	-28	0	--
PASSING	Att.	Comp.	Int.	Yards	TD	LG
Ryan Mallett	35	12	1	160	1	25
Tyler Wilson	6	4	0	31	0	11
RECEIVING	No.	Yards	TD	LG		
Joe Adams	6	81	0	25		
Greg Childs	4	60	1	20		
D.J. Williams	2	26	0	23		
Jarius Wright	1	14	0	14		
Broderick Green	1	8	0	8		
Cobi Hamilton	1	3	0	3		
Knile Davis	1	-1	0	--		
PUNTING	No.	Yards	Avg.	LG	I20	TB
Dylan Breeding	9	358	39.8	52	3	0
Team	1	0	0.0	--	0	0
PUNT RETURNS	No.	Yards	Avg.	LG	TD	
Jerrell Norton	1	3	3.0	3	0	
KICKOFF RETURNS	No.	Yards	Avg.	LG	TD	
Dennis Johnson	3	81	27.0	52	0	
Brandon Barnett	1	21	21.0	21	0	
INTERCEPTION RETURNS	No.	Yards	Avg.	LG	TD	
None						
FIELD GOALS	FG-FGA	Good	Missed			
None						
KICKOFFS	No.	Yards	Avg.	TB	OB	
Cameron Bryan	2	132	66.0	0	0	
ALL-PURPOSE	Rush	Rec.	KOR	PR	IR	TOTAL
Michael Smith	61	0	0	0	0	61
FUMBLES	No.	Lost				
None						

#### DEFENSIVE LEADERS

Tackles – Jerry Franklin (LB) 10; Adrian Davis (DB) 7; Matt Harris (DB) 7; Jake Bequette (DL) 5; Tenarius Wright (LB) 5. Sacks (1-2) – Adrian Davis (DB) 1-2. Tackles For Loss (7-16) – Jake Bequette (DL) 2-6; Adrian Davis (DB) 1.5-3; M. Sheppard (DL) 1-3; Tenarius Wright (LB) 1-2; Wendel Davis (DB) 1-2; Patrick Jones (DL) 0.5-0. Passes Broken Up (0) – None.



**LEXINGTON, Ky.** – Running back Mark Ingram ran for a career-high 140 yards and scored a pair of touchdowns and quarterback Greg McElroy threw for two scores, as third-ranked Alabama took advantage of four Kentucky turnovers in a 38-20 victory over the Wildcats at Commonwealth Stadium.

McElroy completed 15-of-26 passes for 148 yards in the victory, to lead Alabama (5-0, 2-0 SEC). Mike Hartline threw for 168 yards with a touchdown on 17-of-31 passing but was picked off three times for Kentucky (2-2, 0-2).

Javier Arenas returned the opening kickoff 60 yards to give Alabama the ball at the Kentucky 37, and three plays later Ingram scored on an 11-yard run for a quick 7-0 lead.

Kentucky's first series ended in an interception that Alabama was unable to convert into points, but UK placekicker Lones Seiber drilled a pair of 49-yard field goals to cap the next two Wildcat possessions, making it a one-point game after 15 minutes.

The Alabama offense went dormant after its opening series and momentum appeared to be on Kentucky's side until the Tide scored a pair of touchdowns in a 19-second span.

McElroy engineered a 97-yard drive for the first score.

Alabama converted four third downs during the 13-play march and McElroy connected on 5-of-6 throws to key the drive. He finished it with a three-yard toss to tight end Colin Peek for a touchdown and a 14-6 edge with just 40 seconds left in the half.

On the first play after the ensuing kickoff, Locke caught a short pass from Hartline but had the ball knocked out of his hands by Crimson Tide linebacker Rolando McClain. It popped into the air for linebacker Courtney Upshaw, who raced 45 yards the other way for an Alabama touchdown and a 21-6 lead with 21 seconds to play in the half.

Kentucky's first series of the second half ended with an interception by McClain, who returned the pick 21 yards to the Wildcat 38. Ingram scored on a 32-yard run soon after to increase the Alabama lead to 28-6.

Alabama linebacker Eryk Anders then picked off Hartline moments later, giving the Crimson Tide the ball at the Kentucky 47 to set up a 36-yard field goal from Leigh Tiffin.

Kentucky's Randall Cobb scored on a 45-yard touchdown to make it 31-13, but Alabama followed with a 76-yard drive for another score.

Kentucky's Alfonso Smith scored on a two-yard run early in the fourth to account for the final margin.

#### SCORING SUMMARY

Alabama	7	14	17	0	-	38
Kentucky	6	0	7	7	-	20

#### FIRST QUARTER

UA – Mark Ingram 11-yard run (Leigh Tiffin kick), 14:03 left. Drive: 3 plays, 37 yards, 0:57 elapsed. Score: Alabama 7, Kentucky 0.

UK – Lones Seiber 49-yard field goal, 6:32 left. Drive: 10 plays, 36 yards, 4:36 elapsed. Score: Alabama 7, Kentucky 3.

UK – Seiber 49-yard field goal, 0:00 left. Drive: 14 plays, 38 yards, 5:28 elapsed. Score: Alabama 7, Kentucky 6.

#### SECOND QUARTER

UA – Colin Peek 3-yard pass from Greg McElroy (Tiffin kick), 0:40 left. Drive: 13 plays, 97 yards, 6:50 elapsed. Score: Alabama 14, Kentucky 6.

UA – Courtney Upshaw 45-yard fumble recovery (Tiffin kick), 0:21 left. Drive: No Drive. Score: Alabama 21, Kentucky 6.

#### THIRD QUARTER

UA – Ingram 32-yard run (Tiffin kick), 13:43 left. Drive: 2 plays, 38 yards, 0:45 elapsed. Score: Alabama 28, Kentucky 6.

UA – Leigh Tiffin 36-yard field goal, 10:18 left. Drive: 6 plays, 29 yards, 2:17 elapsed. Score: Alabama 31, Kentucky 6.

UK – Randall Cobb 45-yard pass from Mike Hartline (Lones Seiber kick), 9:36 left. Drive: 3 plays, 55 yards, 0:34 elapsed. Score: Alabama 31, Kentucky 13.

UA – Darius Hanks 7-yard pass from McElroy (Tiffin kick), 3:45 left. Drive: 13 plays, 76 yards, 5:44 elapsed. Score: Alabama 38, Kentucky 13.

#### FOURTH QUARTER

UK – Alfonso Smith 2-yard run (Seiber kick), 12:52 left. Drive: 16 plays, 65 yards, 5:47 elapsed. Score: Alabama 38, Kentucky 20.

#### ATTENDANCE – 70,967 (capacity: 70,000)

TEAM STATISTICS	UA	UK
First Downs	18	20
Rushing	9	10
Passing	7	9
Penalty	2	1
Rushing Attempts	42	38
Yards Gained Rushing	210	153
Yards Lost Rushing	6	20
Net Yards Rushing	204	133
Net Yards Passing	148	168
Passes Attempted	26	32
Passes Completed	15	17
Interceptions Thrown	0	3
Total Offensive Plays	68	70
Total Net Yards	352	301
Average Gain Per Play	5.2	4.3
Fumbles: Number-Lost	0-0	1-1
Penalties: Number-Yards	6-47	7-78
Number of Punts-Yards	5-199	3-116
Average Yards Per Punt	39.8	38.7
Punt Returns: Number-Yards	0-0	4-58
Kickoff Returns: Number-Yards	5-141	5-126
Interceptions: Number-Yards	3-27	0-0
Fumble Returns: Number-Yards	1-45	0-0
Time of Possession	33:24	26:36
Third Down Conversions	8-17	4-13
Fourth Down Conversions	2-3	2-2
Sacks By: Number-Yards	2-10	1-2

#### INDIVIDUAL STATISTICS

ALABAMA						
RUSHING	Att.	Gain	Lost	Net	TD	LG
Mark Ingram	22	140	0	140	2	32
Trent Richardson	14	30	4	26	0	6
P.J. Fitzgerald	1	17	0	17	0	17
Roy Upchurch	1	13	0	13	0	13
Greg McElroy	3	7	2	5	0	6
Marquis Maze	1	3	0	3	0	3
PASASING	Att.	Comp.	Int.	Yards	TD	LG
Greg McElroy	26	15	0	148	2	27
RECEIVING	No.	Yards	TD	LG		
Colin Peek	6	65	1	21		
Darius Hanks	2	34	1	27		
Julio Jones	2	13	0	9		
Roy Upchurch	2	0	0	4		
Earl Alexander	1	21	0	21		
Trent Richardson	1	9	0	9		
Mark Ingram	1	6	0	6		
PUNTING	No.	Yards	Avg.	LG	I20	TB
P.J. Fitzgerald	5	199	39.8	52	1	0
PUNT RETURNS	No.	Yards	Avg.	LG	TD	
None						
KICKOFF RETURNS	No.	Yards	Avg.	LG	TD	
Javier Arenas	3	97	32.3	60	0	
Terry Grant	2	44	22.0	25	0	
INT. RETURNS	No.	Yards	Avg.	LG	TD	
Rolando McClain	1	21	21.0	21	0	
Mark Barron	1	6	6.0	6	0	
Eryk Anders	1	0	0.0	--	0	
FIELD GOALS	FG-FGA	Good	Missed			
Leigh Tiffin	1-1	33	6			
KICKOFFS	No.	Yards	Avg.	TB	OB	
Leigh Tiffin	7	416	59.4	2	0	
ALL-PURPOSE	Rush	Rec.	KOR	PR	IR	TOTAL
Mark Ingram	140	6	0	0	0	146
FUMBLES	No.	Lost				
None.						

#### DEFENSIVE LEADERS

Tackles – Rolando McClain (LB) 12; Mark Barron (DB) 8; Javier Arenas (DB) 8; Cory Reamer (LB) 6; Marcell Dareus (DL) 5. Sacks (2-10) – Eryk Anders (LB) 1-9; Courtney Upshaw (LB) 1-1. Tackles For Loss (5-20) – Eryk Anders (LB) 1-9; Justin Woodall (DB) 1-7; Cory Reamer (LB) 1-2; Courtney Upshaw (LB) 1-1; Brandon Deaderick (DL) 1-1. Passes Broken Up (8) – Mark Barron (DB) 2; Kareem Jackson (DB) 2; Robby Green (DB) 2; Eryk Anders (LB) 1; Marcell Dareus (DL) 1.

#### KENTUCKY

RUSHING	Att.	Gain	Lost	Net	TD	LG
Derrick Locke	20	85	10	75	0	18
Alfonso Smith	5	28	0	28	1	11
Randall Cobb	4	21	0	21	0	11
Moncell Allen	4	7	0	7	0	4
John Conner	1	3	0	3	0	3
Mike Hartline	4	9	10	-1	0	6
PASSING	Att.	Comp.	Int.	Yards	TD	LG
Mike Hartline	31	17	3	168	1	45
Randall Cobb	1	0	0	0	0	--
RECEIVING	No.	Yards	TD	LG		
Derrick Locke	6	63	0	18		
Randall Cobb	3	57	1	45		
Kyrus Lanxter	3	26	0	14		
Moncell Allen	3	12	0	7		
Chris Matthews	1	8	0	8		
John Conner	1	2	0	2		
PUNTING	No.	Yards	Avg.	LG	I20	TB
Ryan Tydlacka	3	116	38.7	44	2	0
PUNT RETURNS	No.	Yards	Avg.	LG	TD	
Jerrell Norton	1	3	3.0	3	0	
KICKOFF RETURNS	No.	Yards	Avg.	LG	TD	
Derrick Locke	2	66	33.0	39	0	
Randall Cobb	2	50	25.0	34	0	
Sam Maxwell	1	10	10.0	10	0	
INT. RETURNS	No.	Yards	Avg.	LG	TD	
None						
FIELD GOALS	FG-FGA	Good	Missed			
Lones Seiber	2-2	49, 49				
KICKOFFS	No.	Yards	Avg.	TB	OB	
Craig McIntosh	4	253	63.3	0	0	
Lones Seiber	1	67	67.0	0	0	
ALL-PURPOSE	Rush	Rec.	KOR	PR	IR	TOTAL
Derrick Locke	75	63	66	0	0	204
FUMBLES	No.	Lost				
Derrick Locke	1	1				

#### DEFENSIVE LEADERS

Tackles – Danny Trevathan (DB) 10; Micah Johnson (DB) 10; Calvin Harrison (DB) 7; Chandler Burden (DL) 5; Winston Guy (DB) 5. Sacks (1-2) – DeQuin Evans (LB) 1-2. Tackles For Loss (4-10) – Micah Johnson (DB) 1.5-3; Trevard Lindley (LB) 1-4; DeQuin Evans (LB) 1-2; Chandler Burden (DL) 0.5-1. Passes Broken Up (3) – Winston Guy (DB) 1; Sam Maxwell (DL) 1; Corey Peters (DL) 1.

**OXFORD, Miss.** – Alabama picked off four Jevan Snead passes and scored twice after special teams miscues to smother Mississippi 22-3. "This was the most complete win we've had all year, in a difficult situation," Alabama coach Nick Saban said. "It's like climbing a mountain. The higher you go the more treacherous it gets."

A strong defensive performance by Mississippi was negated by offensive mistakes and the Rebels never had the kind of consistency needed to rattle one of the nation's top defenses. Alabama couldn't generate much offense against the Rebels defense, but didn't need it. Mark Ingram rushed for 172 yards and the game's only touchdown and Leigh Tiffin hit five field goals, one shy of the school's single-game record.

The Alabama defense made it stand up, forcing Snead into the four interceptions. The Crimson Tide's Cory Reamer also blocked a punt and recovered a fumble on a punt return. Snead completed 11 of 34 passes for 140 yards. Twice Alabama defenders ripped the ball away from Rebels receivers who were bobbling it.

Alabama defenders hit Snead on practically every pass attempt in the first half and it showed in the Rebels' production. Alabama held the Rebels to 19 yards and one first down in the first half on the way to a 16-0 lead and allowed them past the 50 just four times overall.

The Rebels' offense was in complete disarray in the first 30 minutes and some of the school-record 62,657 fans booed the home team as it ran off the field. Snead completed just 2 of 12 passes for 14 yards with two interceptions and Alabama held the run-happy Rebels to 5 yards on the ground.

It could have been worse had the Rebels defense not been so good after turnovers. The Rebels forced a field goal with a goal-line stand after Reamer's blocked punt gave Alabama the ball at the 5. But with the Rebels' offense holding the ball for just 8:57 in the first half, Alabama used 47 plays for 237 yards to tire out the Rebels. That helped Ingram score untouched from 36 yards out on fourth-and-1 with 55 seconds left in the half to make it 16-0.

The Alabama defense came up big again late in the third quarter after Reamer stripped Dexter McCluster on a punt return and recovered the fumble, giving the Tide the ball at the Mississippi 40. Ingram picked up its third fourth-down conversion, and then carried the ball to the 3 with a 24-yard run. The Rebels, however, held the Tide to Tiffin's fourth field goal.

After Kareem Jackson returned an interception deep into Rebels territory in the fourth quarter, the Mississippi defense forced a fumble. Rebels defensive backs also knocked two passes away from Julio Jones in the end zone. Mississippi was the fourth of Alabama's six opponents to be held under 88 yards in the first half. The five turnovers against Alabama were more than half Mississippi's season total of nine entering the game.

#### SCORING SUMMARY

Alabama	3	13	3	3	-	22
Mississippi	0	0	3	0	-	3

#### FIRST QUARTER

UA – Leigh Tiffin 25-yard field goal, 2:46 left. Drive: 12 plays, 58 yards, 4:01 elapsed. Score: Alabama 3, Mississippi 0.

#### SECOND QUARTER

UA – Tiffin 21-yard field goal, 5:57 left. Drive: 7 plays, 22 yards, 2:27 elapsed. Score: Alabama 6, Mississippi 0.

UA – Tiffin 22-yard field goal, 3:56 left. Drive: 4 plays, 1 yard, 1:00 elapsed. Score: Alabama 9, Mississippi 0.

UA – Mark Ingram 36-yard run, 0:55 left. Drive: 6 plays, 61 yards, 2:49 elapsed. Score: Alabama 16, Mississippi 0.

#### THIRD QUARTER

UM – Joshua Shene 25-yard field goal, 7:49 left. Drive: 10 plays, 60 yards, 4:02 elapsed. Score: Alabama 16, Mississippi 3.

UA – Tiffin 21-yard field goal, 1:14 left. Drive: 9 plays, 36 yards, 4:49 elapsed. Score: Alabama 19, Mississippi 3.

#### FOURTH QUARTER

UA – Tiffin 31-yard field goal, 10:54 left. Drive: 4 plays, 8 yards, 2:08 elapsed. Score: Alabama 22, Mississippi 3.

#### ATTENDANCE – 62,657 (capacity: 60,580)

TEAM STATISTICS	UA	UM
First Downs	17	12
Rushing	9	1
Passing	8	10
Penalty	0	1
Rushing Attempts	41	24
Yards Gained Rushing	218	86
Yards Lost Rushing	18	29
Net Yards Rushing	200	57
Net Yards Passing	154	140
Passes Attempted	35	34
Passes Completed	16	11
Interceptions Thrown	0	4
Total Offensive Plays	76	58
Total Net Yards	354	197
Average Gain Per Play	4.7	3.4
Fumbles: Number-Lost	2-1	3-1
Penalties: Number-Yards	4-30	4-16
Number of Punts-Yards	6-245	6-228
Average Yards Per Punt	40.8	38.0
Punt Returns: Number-Yards	3-5	3-32
Kickoff Returns: Number-Yards	2-40	6-149
Interceptions: Number-Yards	4-79	0-0
Fumble Returns: Number-Yards	0-0	0-0
Time of Possession	38:19	21:41
Third Down Conversions	4-20	0-10
Fourth Down Conversions	4-4	1-2
Sacks By: Number-Yards	1-15	2-14

#### INDIVIDUAL STATISTICS

ALABAMA	Att.	Gain	Lost	Net	TD	LG
<b>RUSHING</b>						
Mark Ingram	28	173	1	172	1	36
Trent Richardson	9	40	0	40	0	10
Greg McElroy	4	5	17	-12	0	5
<b>PASSING</b>	<b>Att.</b>	<b>Comp.</b>	<b>Int.</b>	<b>Yards</b>	<b>TD</b>	<b>LG</b>
Greg McElroy	34	15	0	147	0	16
<b>RECEIVING</b>	<b>No.</b>	<b>Yards</b>	<b>TD</b>	<b>LG</b>		
Marquis Maze	5	55	0	16		
Julio Jones	4	42	0	14		
Colin Peek	3	32	0	14		
Mark Ingram	3	16	0	13		
Trent Richardson	1	9	0	9		
<b>PUNTING</b>	<b>No.</b>	<b>Yards</b>	<b>Avg.</b>	<b>LG</b>	<b>I20</b>	<b>TB</b>
P.J. Fitzgerald	6	245	40.8	44	1	2
<b>PUNT RETURNS</b>	<b>No.</b>	<b>Yards</b>	<b>Avg.</b>	<b>LG</b>	<b>TD</b>	
Javier Arenas	2	2	1.0	2	0	
<b>KICKOFF RETURNS</b>	<b>No.</b>	<b>Yards</b>	<b>Avg.</b>	<b>LG</b>	<b>TD</b>	
Javier Arenas	2	40	20.0	21	0	
<b>INT. RETURNS</b>	<b>No.</b>	<b>Yards</b>	<b>Avg.</b>	<b>LG</b>	<b>TD</b>	
Kareem Jackson	1	79	79.0	79	0	
Rolando McClain	1	0	0.0	--	0	
Justin Woodall	1	0	0.0	--	0	
Javier Arenas	1	0	0.0	--	0	
<b>FIELD GOALS</b>	<b>FG-FGA</b>	<b>Good</b>	<b>Missed</b>			
Leigh Tiffin	5-5	25,21,22,21,31				
<b>KICKOFFS</b>	<b>No.</b>	<b>Yards</b>	<b>Avg.</b>	<b>TB</b>	<b>OB</b>	
Leigh Tiffin	7	453	64.7	1	0	
<b>ALL-PURPOSE</b>	<b>Rush</b>	<b>Rec.</b>	<b>KOR</b>	<b>PR</b>	<b>IR</b>	<b>TOTAL</b>
Mark Ingram	172	16	0	0	0	188
<b>FUMBLES</b>	<b>No.</b>	<b>Lost</b>				
Trent Richardson	1	1				
Greg McElroy	1	0				

#### DEFENSIVE LEADERS

Tackles – Rolando McClain (LB) 7; Javier Arenas (DB) 5; Cory Reamer (LB) 4; Mark Barron (DB) 4; Justin Woodall (DB) 4; Kareem Jackson (DB) 4. Sacks (1-15) – Eryk Anders (LB) 1-15. Tackles For Loss (5-28) – Eryk Anders (LB) 1-15; Mark Barron (DB) 1-5; Cory Reamer (LB) 1-3; Marcell Dareus (DL) 1-3; Rolando McClain (LB) 1-2. Passes Broken Up (5) – Mark Barron (DB) 2; Robby Green (DB) 2; Justin Woodall (DB) 1.

#### MISSISSIPPI

MISSISSIPPI	Att.	Gain	Lost	Net	TD	LG
<b>RUSHING</b>						
Jevan Snead	5	44	15	29	0	17
Dexter McCluster	6	15	0	15	0	5
Brandon Bolden	10	20	9	11	0	8
Enrique Davis	2	7	0	7	0	7
Cordera Eason	1	0	5	-5	0	--
<b>PASSING</b>	<b>Att.</b>	<b>Comp.</b>	<b>Int.</b>	<b>Yards</b>	<b>TD</b>	<b>LG</b>
Jevan Snead	34	11	4	140	0	32
<b>RECEIVING</b>	<b>No.</b>	<b>Yards</b>	<b>TD</b>	<b>LG</b>		
Brandon Bolden	4	76	0	32		
Dexter McCluster	3	22	0	13		
Shay Hodge	2	21	0	13		
M. Summers	1	13	0	13		
Lionel Breaux	1	8	0	8		
<b>PUNTING</b>	<b>No.</b>	<b>Yards</b>	<b>Avg.</b>	<b>LG</b>	<b>I20</b>	<b>TB</b>
Tyler Campbell	5	228	45.6	71	1	1
Team	1	0	0.0	--	0	0
<b>PUNT RETURNS</b>	<b>No.</b>	<b>Yards</b>	<b>Avg.</b>	<b>LG</b>	<b>TD</b>	
Marshay Green	2	23	11.5	21	0	
Dexter McCluster	1	9	9.0	9	0	
<b>KICKOFF RETURNS</b>	<b>No.</b>	<b>Yards</b>	<b>Avg.</b>	<b>LG</b>	<b>TD</b>	
Jesse Grandy	5	115	23.0	34	0	
Brandon Bolden	1	34	34.0	26	0	
<b>INT. RETURNS</b>	<b>No.</b>	<b>Yards</b>	<b>Avg.</b>	<b>LG</b>	<b>TD</b>	
None						
<b>FIELD GOALS</b>	<b>FG-FGA</b>	<b>Good</b>	<b>Missed</b>			
Joshua Shene	1-1	25				
<b>KICKOFFS</b>	<b>No.</b>	<b>Yards</b>	<b>Avg.</b>	<b>TB</b>	<b>OB</b>	
Andrew Ritter	2	125	62.5	0	0	
<b>ALL-PURPOSE</b>	<b>Rush</b>	<b>Rec.</b>	<b>KOR</b>	<b>PR</b>	<b>IR</b>	<b>TOTAL</b>
Jesse Grandy	0	0	115	0	0	115
<b>FUMBLES</b>	<b>No.</b>	<b>Lost</b>				
Brandon Bolden	2	0				
Dexter McCluster	1	1				

#### DEFENSIVE LEADERS

Tackles – Johnny Brown (DB) 10; J. Cornell (LB) 7; Kendrick Lewis (LB) 7; Patrick Trahan (LB) 7. Sacks (2-14) – Greg Hardy (LB) 1-3; J. Cornell (LB) 0.5-6; K. Lockett (DB) 0.5-5. Tackles For Loss (3-15) – Greg Hardy (LB) 1-3; Kendrick Lewis (LB) 1-1; J. Cornell (LB) 0.5-6; K. Lockett (DB) 0.5-5. Passes Broken Up (5) – Kendrick Lewis (LB) 2; Marshay Green (DB) 1; E. Stephens (DL) 1; Ted Laurent (DL) 1.



**TUSCALOOSA, Ala.** – Running back Mark Ingram churned out a career-high 246 yards and the game-clinching touchdown to power the second-ranked Crimson Tide to a 20-6 victory against No. 22 South Carolina.

Ingram's powerful running and a punishing defense helped the Tide (7-0, 4-0 SEC) overcome four turnovers and 10 penalties. Ingram's previous career-high was 172 yards set one week earlier against Mississippi, which also didn't manage a touchdown against the Crimson Tide.

The game's only other touchdown fittingly came from a Crimson Tide defense that sacked Gamecocks quarterback Stephen Garcia five times and kept him firing blanks into the end zone at the end of promising drives. Safety Mark Barron stepped in front of Garcia's first pass attempt in the middle of the field and returned it 77 yards for a touchdown.

South Carolina responded when Garcia and Alshon Jeffrey connected for a 52-yard pass play to the Alabama 16 and an eight-yard completion to Moe Brown set up a first-and-goal from the five. Three plays later, Spencer Lanning rammed a 22-yard field goal between the uprights for a 10-3 game.

A 54-yard Ingram run helped set up Tiffin's 35-yard field goal to give the Crimson Tide a 13-3 lead with 56 seconds on the clock, but Garcia led South Carolina into Alabama territory with runs of 21 and 12 yards, allowing Lanning to connect from 31 yards for a 13-6 score at the half.

South Carolina failed to score off two drives into Alabama territory late in the third quarter. The Gamecocks marched just across midfield on 12 plays before having to punt. Then Clifton Geathers stripped the ball from McElroy to give them back the ball. But the Alabama defense held again and Lanning's 50-yard field goal attempt was short.

The Tide relied on Ingram late in the game. With Alabama leading by only seven with eight minutes to play, Ingram carried the ball on each of Alabama's six plays during a game-changing drive that chewed three-plus minutes off the clock. Runs of 24 and 22 yards set up a first-and-goal on the four and Alabama's workhorse lowered his head on the next play for a clinching touchdown with just under five minutes remaining.

Garcia wound up 20 of 46 for 214 yards, and South Carolina managed just 64 yards rushing. McElroy also was shaky against the nation's sixth-ranked pass defense. His first pass – and two of his initial four – was picked off after he had gone 135 straight passes without an interception. He wound up completing 10 of his 20 attempts for 92 yards. Ingram made up for it on his 24 rushes and also caught two passes for 23 yards.

Both teams were missing key players. South Carolina's second-leading rusher, Jarvis Giles, was suspended. Alabama cornerback and return man Javier Arenas watched from the sidelines with a rib injury that was aggravated before the game.

#### SCORING SUMMARY

South Carolina	0	6	0	0	-	6
Alabama	10	3	0	7	-	20

#### FIRST QUARTER

UA – Mark Barron 77-yard interception return, 13:58 left. Drive: No Drive. Score: Alabama 7, South Carolina 0.

UA – Leigh Tiffin 25-yard field goal, 2:13 left. Drive: 7 plays, 31 yards, 3:21 elapsed. Score: Alabama 10, South Carolina 0.

#### SECOND QUARTER

SC – Spencer Lanning 22-yard field goal, 3:14 left. Drive: 10 plays, 63 yards, 2:38 elapsed. Score: Alabama 10, South Carolina 3.

UA – Tiffin 35-yard field goal, 0:56 left. Drive: 7 plays, 62 yards, 2:18 elapsed. Score: Alabama 13, South Carolina 3.

SC – Lanning 31-yard field goal, 0:00 left. Drive: 8 plays, 45 yards, 0:56 elapsed. Score: Alabama 16, South Carolina 6.

#### THIRD QUARTER

No Scoring.

#### FOURTH QUARTER

UA – Mark Ingram 4-yard run, 4:54 left. Drive: 6 plays, 68 yards, 3:01 elapsed. Score: Alabama 20, South Carolina 6.

#### ATTENDANCE – 92,012 (capacity: 92,012)

TEAM STATISTICS	UA	USC
First Downs	17	19
Rushing	12	4
Passing	4	13
Penalty	1	2
Rushing Attempts	38	27
Yards Gained Rushing	302	96
Yards Lost Rushing	38	32
Net Yards Rushing	264	64
Net Yards Passing	92	214
Passes Attempted	20	46
Passes Completed	10	20
Interceptions Thrown	2	1
Total Offensive Plays	58	73
Total Net Yards	356	278
Average Gain Per Play	6.1	3.8
Fumbles: Number-Lost	2-2	1-1
Penalties: Number-Yards	10-113	5-60
Number of Punts-Yards	3-136	7-308
Average Yards Per Punt	45.3	44.0
Punt Returns: Number-Yards	5-75	1-7
Kickoff Returns: Number-Yards	2-45	5-111
Interceptions: Number-Yards	1-77	2-24
Fumble Returns: Number-Yards	0-0	0-0
Time of Possession	28:17	31:43
Third Down Conversions	3-10	9-19
Fourth Down Conversions	0-0	0-1
Sacks By: Number-Yards	5-26	1-5

#### INDIVIDUAL STATISTICS

ALABAMA	Att.	Gain	Lost	Net	TD	LG
<b>RUSHING</b>						
Mark Ingram	24	248	2	246	1	54
Roy Upchurch	4	27	0	27	0	15
Trent Richardson	5	21	8	13	0	14
Greg McElroy	2	6	5	1	0	6
Marquis Maze	1	0	2	-2	0	--
Team	2	0	21	-21	0	--
<b>PASSING</b>	<b>Att.</b>	<b>Comp.</b>	<b>Int.</b>	<b>Yards</b>	<b>TD</b>	<b>LG</b>
Greg McElroy	20	10	2	92	0	22
<b>RECEIVING</b>	<b>No.</b>	<b>Yards</b>	<b>TD</b>	<b>LG</b>		
Mark Ingram	2	23	0	22		
Colin Peek	2	21	0	16		
Marquis Maze	2	19	0	13		
Roy Upchurch	2	18	0	14		
Trent Richardson	2	11	0	9		
<b>PUNTING</b>	<b>No.</b>	<b>Yards</b>	<b>Avg.</b>	<b>LG</b>	<b>I20</b>	<b>TB</b>
P.J. Fitzgerald	3	136	45.3	49	2	0
<b>PUNT RETURNS</b>	<b>No.</b>	<b>Yards</b>	<b>Avg.</b>	<b>LG</b>	<b>TD</b>	
Julio Jones	5	75	15.0	33	0	
<b>KICKOFF RETURNS</b>	<b>No.</b>	<b>Yards</b>	<b>Avg.</b>	<b>LG</b>	<b>TD</b>	
Terry Grant	1	25	25.0	25	0	
Trent Richardson	1	20	20.0	20	0	
<b>INT. RETURNS</b>	<b>No.</b>	<b>Yards</b>	<b>Avg.</b>	<b>LG</b>	<b>TD</b>	
Mark Barron	1	77	77.0	77	1	
<b>FIELD GOALS</b>	<b>FG-FGA</b>	<b>Good</b>	<b>Missed</b>			
Leigh Tiffin	2-3	25, 35	49			
<b>KICKOFFS</b>	<b>No.</b>	<b>Yards</b>	<b>Avg.</b>	<b>TB</b>	<b>OB</b>	
Leigh Tiffin	5	293	58.6	0	0	
<b>ALL-PURPOSE</b>	<b>Rush</b>	<b>Rec.</b>	<b>KOR</b>	<b>PR</b>	<b>IR</b>	<b>TOTAL</b>
Mark Ingram	246	23	0	0	0	269
<b>FUMBLES</b>	<b>No.</b>	<b>Lost</b>				
Greg McElroy	1	1				
Team	1	1				

#### DEFENSIVE LEADERS

Tackles – Mark Barron (DB) 8; Rolando McClain (LB) 7; Tyrone King (DB) 7; Eryk Anders (LB) 7. Sacks (5-26) – Tyrone King (DB) 1.5-10; Cory Reamer (LB) 1-6; Lorenzo Washington (DL) 1-5; Brandon Deaderick (DL) 1-2; Eryk Anders (LB) 0.5-3. Tackles For Loss (9-34) – Brandon Deaderick (DL) 2-6; Tyrone King (DB) 1.5-10; Cory Reamer (LB) 1.5-6; Terrence Cody (DL) 1.5-2; Lorenzo Washington (DL) 1-5; Rolando McClain (LB) 1-2; Eryk Anders (LB) 0.5-3. Passes Broken Up (11) – Marquis Johnson (DB) 6; Kareem Jackson (DB) 2; Mark Barron (DB) 1; Rolando McClain (LB) 1; Justin Woodall (DB) 1.

#### SOUTH CAROLINA

RUSHING	Att.	Gain	Lost	Net	TD	LG
Kenny Miles	15	45	5	40	0	12
Stephen Garcia	9	45	26	19	0	21
Moe Brown	1	6	0	6	0	6
Brian Maddox	2	0	1	-1	0	--
<b>PASSING</b>	<b>Att.</b>	<b>Comp.</b>	<b>Int.</b>	<b>Yards</b>	<b>TD</b>	<b>LG</b>
Stephen Garcia	46	20	1	214	0	52
<b>RECEIVING</b>	<b>No.</b>	<b>Yards</b>	<b>TD</b>	<b>LG</b>		
Jason Barnes	6	46	0	16		
Alshon Jeffery	4	83	0	52		
Kenny Miles	4	28	0	13		
Weslye Saunders	3	38	0	15		
Patrick DiMarco	1	8	0	8		
Moe Brown	1	8	0	8		
D.L. Moore	1	3	0	3		
<b>PUNTING</b>	<b>No.</b>	<b>Yards</b>	<b>Avg.</b>	<b>LG</b>	<b>I20</b>	<b>TB</b>
Spencer Lanning	7	308	44.0	49	0	2
<b>PUNT RETURNS</b>	<b>No.</b>	<b>Yards</b>	<b>Avg.</b>	<b>LG</b>	<b>TD</b>	
Stephon Gilmore	1	7	7.0	7	0	
<b>KICKOFF RETURNS</b>	<b>No.</b>	<b>Yards</b>	<b>Avg.</b>	<b>LG</b>	<b>TD</b>	
Chris Culliver	3	81	27.0	34	0	
Bryce Sherman	1	20	20.0	20	0	
Justice Cunningham	1	10	10.0	10	0	
<b>INT. RETURNS</b>	<b>No.</b>	<b>Yards</b>	<b>Avg.</b>	<b>LG</b>	<b>TD</b>	
Shaq Wilson	1	15	15.0	15	0	
C.C. Whitlock	1	9	9.0	9	0	
<b>FIELD GOALS</b>	<b>FG-FGA</b>	<b>Good</b>	<b>Missed</b>			
Spencer Lanning	2-3	22,31	50			
<b>KICKOFFS</b>	<b>No.</b>	<b>Yards</b>	<b>Avg.</b>	<b>TB</b>	<b>OB</b>	
Adam Yates	2	125	62.5	0	0	
<b>ALL-PURPOSE</b>	<b>Rush</b>	<b>Rec.</b>	<b>KOR</b>	<b>PR</b>	<b>IR</b>	<b>TOTAL</b>
Chris Culliver	0	0	81	0	0	81
<b>FUMBLES</b>	<b>No.</b>	<b>Lost</b>				
C.C. Whitlock	1	1				

#### DEFENSIVE LEADERS

Tackles – Chris Culliver (DB) 11; Shaq Wilson (DB) 11. Sacks (1-5) – Clifton Geathers (DL) 1-5. Tackles For Loss (6-17) – Ladi Ajiboye (DL) 1.5-7; Shaq Wilson (DB) 1.5-2; Clifton Geathers (DL) 1-5; DeVonte Holloman (DB) 1-1; Chris Culliver (DB) 0.5-1; Nathan Pepper (DL) 0.5-1. Passes Broken Up (3) – Cliff Matthews (DL) 1; C.C. Whitlock (DB) 1; Stephon Gilmore (LB) 1.

**TUSCALOOSA, Ala.** – Terrence Cody, the Crimson Tide's 350-pound nose guard, blocked a 44-yard field-goal attempt on the final play -- his second block of the fourth quarter -- and Alabama escaped with a 12-10 victory over rival Tennessee at Bryant-Denny Stadium.

Alabama (8-0, 5-0 Southeastern Conference) was about to lose its perfect record before Cody broke through the line on the last play to block Daniel Lincoln's low kick. Cody left the field to the sound of Alabama fans chanting "Cody!" in tribute.

Leigh Tiffin booted four field goals -- including a 50-yarder and a 49-yarder -- to provide all Alabama's points and the Crimson Tide survived Mark Ingram's first college fumble and some problems for the nation's top defense.

Tennessee (3-4, 1-3) kept hopes for head coach Lane Kiffin's first major victory with Eric Berry's fumble recovery and quarterback Jonathan Crompton's 11-yard touchdown pass to receiver Gerald Jones with 1:19 left. Then Tennessee's Denarius Moore recovered the ensuing onside kick at the Tennessee 41-yard line with no time outs remaining.

Crompton hit Jones on a 14-yarder before Tennessee was pushed back by a false start. On second down, Crompton hit tight end Luke Stocker for a 23-yard gain to get the Vols into position for the potential game-winning kick.

But Cody and the Crimson Tide defensive line made a big push to enable Alabama to remain in control of its destiny in the national title race.

Tiffin's 49-yarder with 6:31 left had barely cleared the uprights for a 12-3 lead and the decisive points. That came after Cody blocked Lincoln's 43-yard field goal attempt with his left hand.

Tennessee would get new life when Ingram lost the first fumble of his career in 322 touches, giving the Volunteers the ball back at the Alabama 43. All-American safety Eric Berry jarred the ball loose as Ingram was going down, and then recovered it.

Crompton overcame a sack on the first play and completed 4-of-4 passes for 42 yards and the touchdown to make it 12-10, the first touchdown allowed by Alabama in almost 12 quarters of action. Alabama was held without an offensive touchdown for the first time since the Mississippi State game in 2007.

Tennessee outgained Alabama, 341-256, and Crompton was 21 of 36 passing for 265 yards with one interception. Alabama quarterback Greg McElroy was 18 of 29 for 120 yards. Ingram, who emerged as a Heisman Trophy contender the past two weeks, gained 99 yards on 18 carries and surpassed 1,000 yards on the season.

After Cody's first block, McElroy passed for a first down and ran for another to move the Tide in position for Tiffin's field goal that made it a two-score game. After a roughing the punter on Tennessee, Alabama was in position to milk the clock and secure the victory. But the normally sure-handed Ingram gave the Vols another shot. Tennessee got close, but Mount Cody was ultimately too big to kick over.

#### SCORING SUMMARY

Tennessee	0	3	0	7	-	10
Alabama	3	6	0	3	-	12

#### FIRST QUARTER

UA – Leigh Tiffin 38-yard field goal, 1:22 left. Drive: 10 plays, 49 yards, 3:24 elapsed. Score: Alabama 3, Tennessee 0.

#### SECOND QUARTER

UT – Daniel Lincoln 24-yard field goal, 11:38 left. Drive: 11 plays, 63 yards, 4:44 elapsed. Score: Alabama 3, Tennessee 3.

UA – Tiffin 50-yard field goal, 7:54 left. Drive: 8 plays, 22 yards, 3:44 elapsed. Score: Alabama 6, Tennessee 3.

UA – Tiffin 22-yard field goal, 1:11 left. Drive: 13 plays, 64 yards, 5:36 elapsed. Score: Alabama 9, Tennessee 3.

#### THIRD QUARTER

No Scoring.

#### FOURTH QUARTER

UA – Tiffin 49-yard field goal, 6:31 left. Drive: 7 plays, 31 yards, 4:02 elapsed. Score: Alabama 12, Tennessee 3.

UT – Gerald Jones 11-yard pass from Jonathan Crompton (Daniel Lincoln kick), 1:19 left. Drive: 8 plays, 43 yards, 2:10 elapsed. Score: Alabama 12, Tennessee 10.

#### ATTENDANCE – 92,012 (capacity: 92,012)

TEAM STATISTICS	UA	UT
First Downs	16	20
Rushing	8	8
Passing	6	12
Penalty	2	0
Rushing Attempts	30	36
Yards Gained Rushing	141	106
Yards Lost Rushing	5	32
Net Yards Rushing	136	74
Net Yards Passing	120	265
Passes Attempted	29	37
Passes Completed	18	21
Interceptions Thrown	0	1
Total Offensive Plays	59	73
Total Net Yards	256	339
Average Gain Per Play	4.6	4.3
Fumbles: Number-Lost	1-1	0-0
Penalties: Number-Yards	1-10	8-68
Number of Punts-Yards	3-132	5-185
Average Yards Per Punt	44.0	37.0
Punt Returns: Number-Yards	2-33	1-23
Kickoff Returns: Number-Yards	1-30	5-142
Interceptions: Number-Yards	1-11	0-0
Fumble Returns: Number-Yards	0-0	0-0
Time of Possession	27:42	32:18
Third Down Conversions	5-14	6-15
Fourth Down Conversions	0-1	2-3
Sacks By: Number-Yards	2-19	0-0

#### INDIVIDUAL STATISTICS

ALABAMA						
RUSHING	Att.	Gain	Lost	Net	TD	LG
Mark Ingram	18	99	0	99	0	25
Greg McElroy	3	22	0	22	0	12
Trent Richardson	8	20	2	18	0	5
Roy Upchurch	1	0	3	-3	0	0
PASSING	Att.	Comp.	Int.	Yards	TD	LG
Greg McElroy	29	18	0	120	0	19
RECEIVING	No.	Yards	TD	LG		
Julio Jones	7	54	0	14		
Darius Hanks	3	17	0	8		
Roy Upchurch	2	6	0	4		
Marquis Maze	1	19	0	19		
Brad Smelley	1	10	0	10		
Preston Dial	1	4	0	4		
Baron Huber	1	4	0	4		
Michael Williams	1	4	0	4		
Trent Richardson	1	2	0	2		
PUNTING	No.	Yards	Avg.	LG	I20	TB
P.J. Fitzgerald	3	132	44.0	49	0	1
PUNT RETURNS	No.	Yards	Avg.	LG	TD	
Javier Arenas	2	33	16.5	24	0	
KICKOFF RETURNS	No.	Yards	Avg.	LG	TD	
Terry Grant	1	30	30.0	30	0	
INT. RETURNS	No.	Yards	Avg.	LG	TD	
Mark Barron	1	11	11.0	11	0	
FIELD GOALS	FG-FGA	Good		Missed		
Leigh Tiffin	4-4	38,50,22,49				
KICKOFFS	No.	Yards	Avg.	TB	OB	
Leigh Tiffin	5	330	66.0	0	0	
ALL-PURPOSE	Rush	Rec.	KOR	PR	IR	TOTAL
Mark Ingram	99	0	0	0	0	99
FUMBLES	No.	Lost				
Mark Ingram	1	1				

#### DEFENSIVE LEADERS

Tackles – Javier Arenas (DB) 14; Mark Barron (DB) 8; Eryk Anders (LB) 8; Nico Johnson (LB) 8; Rolando McClain (LB) 8. Sacks (2-19) – Javier Arenas (DB) 1-12; Marcell Dareus (DL) 1-7. Tackles For Loss (9-43) – Javier Arenas (DB) 4.5-31; Marcell Dareus (DL) 1-7; Eryk Anders (LB) 1-3; Lorenzo Washington (DL) 1-1; Brandon Deaderick (DL) 0.5-1; Nico Johnson (LB) 0.5-0; Rolando McClain (LB) 0.5-0. Passes Broken Up (8) – Kareem Jackson (DB) 2; Cory Reamer (LB) 2; Nico Johnson (LB) 1; Marquis Johnson (DB) 1; Marcell Dareus (DL) 1; Justin Woodall (DB) 1.

#### TENNESSEE

RUSHING	Att.	Gain	Lost	Net	TD	LG
Montario Hardesty	18	55	7	48	0	8
Bryce Brown	11	39	4	35	0	9
Marsalis Teague	1	6	0	6	0	6
David Oku	1	2	0	2	0	2
Bram Cannon	1	0	2	-2	0	--
Jonathan Crompton	4	4	19	-15	0	2
PASSING	Att.	Comp.	Int.	Yards	TD	LG
Jonathan Crompton	36	21	1	265	1	31
Team	1	0	0	0	0	--
RECEIVING	No.	Yards	TD	LG		
Gerald Jones	7	72	1	15		
Denarius Moore	4	73	0	31		
Montario Hardesty	4	66	0	27		
Luke Stocker	3	33	0	33		
Marsalis Teague	2	17	0	12		
Austin Johnson	1	4	0	4		
PUNTING	No.	Yards	Avg.	LG	I20	TB
Chad Cunningham	5	185	37.0	58	1	0
PUNT RETURNS	No.	Yards	Avg.	LG	TD	
Dennis Rogan	1	23	23.0	23	0	
KICKOFF RETURNS	No.	Yards	Avg.	LG	TD	
David Oku	3	90	30.0	33	0	
NuKeeze Richardson	2	52	26.0	28	0	
INT. RETURNS	No.	Yards	Avg.	LG	TD	
None						
FIELD GOALS	FG-FGA	Good	Missed			
Daniel Lincoln	1-4	24	47,43(b),44(b)			
KICKOFFS	No.	Yards	Avg.	TB	OB	
Chad Cunningham	2	102	51.0	0	0	
ALL-PURPOSE	Rush	Rec.	KOR	PR	IR	TOTAL
Montario Hardesty	48	66	0	0	0	114
FUMBLES	No.	Lost				
None						

#### DEFENSIVE LEADERS

Tackles – Rick McCoy (DB) 12; Savion Frazier (LB) 7; Dennis Rogan (LB) 6; Dan Williams (LB) 6. Sacks (0-0) – None. Tackles For Loss (3-8) – Dennis Rogan (LB) 1-3; LaMarcus Thompson (LB) 1-2; Rico McCoy (DB) 0.5-2; Eric Berry (DB) 0.5-1. Passes Broken Up (5) – Dennis Rogan (LB) 2; Eric Berry (DB) 2; Marsalous Johnson (LB) 1.



**TUSCALOOSA, Ala.** – Julio Jones took a wide receiver screen and broke loose for a 73-yard touchdown in the fourth quarter, and No. 3 Alabama locked down No. 9 LSU in a 24-15 victory. Leigh Tiffin booted a 40-yard field goal with 3:04 left to seal the outcome and the Crimson Tide (9-0, 6-0 SEC) earned a rematch with Florida for the league championship. The hard-hitting affair left the Tigers (7-2, 4-2) without injured quarterback Jordan Jefferson and running back Charles Scott for much of the second half.

LSU, whose only other loss came to the Gators, took a 15-10 lead into the fourth but managed only 9 yards in the quarter. They had won four straight games at Bryant-Denny Stadium prior to the defeat. Alabama outgained LSU, 452-253, and narrowed the number of SEC national championship contenders to two.

Greg McElroy completed 19 of 34 passes for 276 yards with two touchdowns and an interception as Alabama aired it out 25 times in the first half against a defense that was putting extra defenders near the line. The second half was more typical of the Alabama offense as running back Mark Ingram gained 106 of his 144 yards after the half to continue to mount a strong campaign for Heisman Trophy consideration. Jones had his best game of the season, with four catches for 102 yards, including his second touchdown.

The Alabama defense came through in the end. Needing two scores, backup quarterback Jarrett Lee and LSU couldn't reach midfield in the final minutes. Alabama hadn't left them much time, milking more than six minutes off the clock in setting up Tiffin's final kick, made possible when a running into the kicker call led the Crimson Tide to go for it on fourth-and-1 at midfield. Ingram got the first down after taking a direct snap.

Tiffin, who became Alabama's all-time leading scorer in the game, also had a 20-yarder early in the fourth after a drive that took nearly six minutes. LSU had failed on a two-point try late in the third quarter, trying to push its lead to seven points. Trent Richardson's two-point run after Jones' touchdown made it a two-score lead for Alabama at the end.

For LSU, Scott ran for 83 yards and his 34-yarder was the longest rushing play given up by Alabama to that point in the season. Jefferson passed for 114 yards and also had some success running the option. Lee was 4 of 10 for 44 yards with an interception on a fourth-down play at the end, and the Tigers were held to 95 yards rushing.

LSU's defense held its own through three quarters. Drake Nevis sacked McElroy in the third quarter for a safety, cutting Alabama's lead to 10-9. LSU fullback Stevan Ridley bounced off a tackle attempt by nose guard Terrance Cody on an eight-yard touchdown run and a 15-10 Tiger lead. Scott's big run set up the TD, but also ended his day.

#### SCORING SUMMARY

LSU	0	7	8	0	-	15
Alabama	0	3	7	14	-	24

#### FIRST QUARTER

No Scoring.

#### SECOND QUARTER

LSU – Deangelo Peterson 12-yard pass from Jordan Jefferson (Josh Jasper kick), 9:12 left. Drive: 13 plays, 91 yards, 6:11 elapsed. Score: LSU 7, Alabama 0.

UA – Leigh Tiffin 28-yard field goal, 5:52 left. Drive: 8 plays, 40 yards, 3:20 elapsed. Score: LSU 7, Alabama 3.

#### THIRD QUARTER

UA – Darius Hanks 21-yard pass from Greg McElroy (Leigh Tiffin kick), 11:40 left. Drive: 8 plays, 81 yards, 3:20 elapsed. Score: Alabama 10, LSU 7.

LSU – Team Safety. Score: Alabama 10, LSU 9. LSU – Stevan Ridley 8-yard run (pass failed), 3:19 left. Drive: 6 plays 59 yards, 2:36 elapsed. Score: LSU 15, Alabama 10.

#### FOURTH QUARTER

UA – Tiffin 20-yard field goal, 12:35 left. Drive: 12 plays, 65 yards, 5:44 elapsed. Score: LSU 15, Alabama 13.

UA – Julio Jones 73-yard pass from McElroy (Trent Richardson rush), 10:24 left. Drive: 1 play, 73 yards, 0:13 elapsed. Score: Alabama 21, LSU 15. Alabama 24, LSU 15.

#### ATTENDANCE – 92,012 (capacity: 92,012)

#### TEAM STATISTICS

	UA	LSU
First Downs	24	13
Rushing	10	7
Passing	13	6
Penalty	1	0
Rushing Attempts	38	29
Yards Gained Rushing	195	133
Yards Lost Rushing	19	38
Net Yards Rushing	176	95
Net Yards Passing	276	158
Passes Attempted	34	27
Passes Completed	19	14
Interceptions Thrown	2	1
Total Offensive Plays	72	56
Total Net Yards	452	253
Average Gain Per Play	6.3	4.5
Fumbles: Number-Lost	1-0	0-0
Penalties: Number-Yards	4-20	8-43
Number of Punts-Yards	4-151	8-373
Average Yards Per Punt	37.8	46.6
Punt Returns: Number-Yards	4-11	0-0
Kickoff Returns: Number-Yards	3-78	5-106
Interceptions: Number-Yards	1-0	1-1
Fumble Returns: Number-Yards	0-0	0-0
Time of Possession	32:52	27:08
Third Down Conversions	4-14	5-14
Fourth Down Conversions	1-1	0-1
Sacks By: Number-Yards	3-27	1-2

#### INDIVIDUAL STATISTICS

##### ALABAMA

RUSHING	Att.	Gain	Lost	Net	TD	LG
Mark Ingram	22	145	1	144	0	25
Trent Richardson	6	27	0	27	0	11
Greg McElroy	6	23	2	21	0	11
Team	4	0	16	-16	0	--
PASSING	Att.	Comp.	Int.	Yards	TD	LG
Greg McElroy	34	19	1	276	2	73
RECEIVING	No.	Yards	TD	LG		
Marquis Maze	6	88	0	37		
Mark Ingram	5	30	0	12		
Julio Jones	4	102	1	73		
Michael Williams	2	25	0	14		
Darius Hanks	1	21	1	21		
Brad Smelley	1	10	0	10		
PUNTING	No.	Yards	Avg.	LG	I20	TB
P.J. Fitzgerald	4	151	37.8	41	3	1
PUNT RETURNS	No.	Yards	Avg.	LG	TD	
Javier Arenas	4	11	2.8	6	0	
KICKOFF RETURNS	No.	Yards	Avg.	LG	TD	
Javier Arenas	3	78	26.0	40	0	
INT. RETURNS	No.	Yards	Avg.	LG	TD	
Robby Green	1	0	0.0	--	0	
FIELD GOALS	FG-FGA	Good	Missed			
Leigh Tiffin	3-3	28,20,40				
KICKOFFS	No.	Yards	Avg.	TB	OB	
Leigh Tiffin	6	406	67.7	2	0	
ALL-PURPOSE	Rush	Rec.	KOR	PR	IR	TOTAL
Mark Ingram	144	30	0	0	0	174
FUMBLES	No.	Lost				
Team	1	0				

##### DEFENSIVE LEADERS

Tackles –Rolando McClain (LB) 9; Javier Arenas (DB) 7; Mark Barron (DB) 7; Cory Reamer (LB) 5. Sacks (3-27) – Marcell Dareus (DL) 2-12; Nico Johnson (LB) 1-15. Tackles For Loss (7-38) – Marcell Dareus (DL) 2-12; Javier Arenas (DB) 2-8; Nico Johnson (LB) 1-15; Lorenzo Washington (DL) 1-2; Kareem Jackson (DB) 0.5-1; Josh Chapman (DL) 0.5-0. Passes Broken Up (1) – Marquis Johnson (DB) 1.

##### LSU

RUSHING	Att.	Gain	Lost	Net	TD	LG
Charles Scott	13	84	1	83	0	34
Jordan Jefferson	7	33	17	16	0	15
Stevan Ridley	2	8	0	8	1	8
Trindon Holliday	1	2	0	2	0	2
Russell Shepard	3	6	7	-1	0	4
Jarrett Lee	2	0	12	-12	0	0
Team	1	0	1	-1	0	--
PASSING	Att.	Comp.	Int.	Yards	TD	LG
Jordan Jefferson	17	10	0	114	1	41
Jarrett Lee	10	4	1	44	0	20
RECEIVING	No.	Yards	TD	LG		
Terrance Toliver	4	46	0	41		
Brandon LaFell	4	28	0	12		
Deangelo Peterson	2	40	1	28		
R.J. Jackson	2	26	0	20		
Russell Shepard	2	18	0	13		
PUNTING	No.	Yards	Avg.	LG	I20	TB
Josh Jasper	2	91	45.5	46	2	0
Derek Helton	6	282	47.0	53	3	0
PUNT RETURNS	No.	Yards	Avg.	LG	TD	
None						
KICKOFF RETURNS	No.	Yards	Avg.	LG	TD	
Trindon Holliday	4	85	21.3	29	0	
Ron Brooks	1	21	21.0	21	0	
INT. RETURNS	No.	Yards	Avg.	LG	TD	
Kelvin Sheppard	1	1	1.0	1	0	
FIELD GOALS	FG-FGA	Good	Missed			
None						
KICKOFFS	No.	Yards	Avg.	TB	OB	
Josh Jasper	3	187	62.3	0	0	
ALL-PURPOSE	Rush	Rec.	KOR	PR	IR	TOTAL
Charles Scott	83	0	0	0	0	83
FUMBLES	No.	Lost				
None						

##### DEFENSIVE LEADERS

Tackles – Jacob Cutrera (LB) 11; Perry Riley (LB) 8; Kelvin Sheppard (DB) 8; Drake Nevis (DL) 7. Sacks (1-2) – Drake Nevis (DL) 1-2. Tackles For Loss (2-3) – Drake Nevis (DL) 1.5-3; Jacob Cutrera (LB) 0.5-0. Passes Broken Up (5) – Patrick Peterson (DB) 3; Chad Jones (DB) 1; Brandon Taylor (DB) 1.

**STARKVILLE, Miss.** – Quarterback Greg McElroy hit three passes of more than 40 yards, including two for touchdowns, to lead Alabama to a 31-3 win over Mississippi State. McElroy was 13 for 18 passing for 192 yards and no interceptions, throwing scoring passes of 45 yards to Darius Hanks and 48 yards to Julio Jones. Running back Mark Ingram ripped off a 70-yard touchdown run as the Crimson Tide (10-0, 7-0 SEC) improved to 10-0 for the second straight year, something that hasn't happened since the 1973-74 seasons.

It marked the 30th time in Alabama's 115 years of football the Tide has reached 10 wins, second only to Oklahoma's 31. Alabama has done it four times this decade. With wins against Tennessee-Chattanooga and Auburn, the Tide could envision taking a 12-0 record into the SEC title game against Florida for the second straight year.

McElroy got the Alabama offense rolling in the second quarter when he found Hanks wide open near the left sideline about 20 yards downfield. Hanks broke a tackle about 10 yards from the end zone and scored. Mississippi State punted on its next possession, and Alabama drove for another score. McElroy's 11-yard pass to Hanks converted a third down, and the Tide picked up a 1st-and-goal when Ingram ran three yards to the Bulldogs' one-yard line. On the next play, Ingram stretched to get the ball across the goal line with 4:41 left as Alabama assumed a 14-0 lead.

Ingram had his helmet knocked off in the process, and with his head exposed, he was cut and remained on the field as trainers attended to him. But after a quick examination, he jogged off the field to be bandaged, and then returned to play in the second half.

Two one-play drives by Alabama ended any Mississippi State hopes. First, McElroy found Jones all alone around the 15 and hit him in stride for his second long scoring pass. Then on the ensuing drive, Ingram found an opening in the middle and accelerated untouched through the Bulldogs defense. The play highlighted an otherwise typically methodical performance by Ingram. In the second period, Ingram scored on a one-yard run to give Alabama a 14-0 lead at halftime. He rushed for 149 yards.

Alabama had the only points of the third quarter, a 39-yard field goal from Leigh Tiffin on the opening drive of the half. Mississippi State got on the board in the fourth quarter, as Derek DePasquale kicked a 34-yarder to end a 15-play drive that consumed nearly seven minutes of game clock. The score came with 10:35 left, but just 17 seconds later, McElroy found Julio Jones for a 48-yard TD and a 24-3 Alabama lead.

The Crimson Tide defense came up with several big plays as well. Safety Mark Barron picked off his SEC leading fifth and sixth interceptions, ending two potential scoring drives. Cornerback Marquis Johnson batted away two potential touchdown passes to O'Neal Wilder, forced a field goal with another strong play in the end zone, and then picked off a pass.

The Crimson Tide defense held the Bulldogs to 83 first-half yards and 213 total yards on the night. Only running back Anthony Dixon had sustained success against Alabama with 140 all-purpose yards.

#### SCORING SUMMARY

Alabama	0	14	3	14	-	31
Mississippi State	0	0	0	3	-	3

#### FIRST QUARTER

No Scoring.

#### SECOND QUARTER

UA – Darius Hanks 45-yard pass from Greg McElroy (Leigh Tiffin kick), 12:48 left. Drive: 6 plays, 80 yards, 3:04 elapsed. Score: Alabama 7, Mississippi State 0.

UA – Mark Ingram 1-yard run (Tiffin kick), 4:41 left. Drive: 11 plays, 72 yards, 6:14 elapsed. Score: Alabama 14, Mississippi State 0.

#### THIRD QUARTER

UA – Leigh Tiffin 39-yard field goal, 11:19 left. Drive: 7 plays, 47 yards, 3:32 elapsed. Score: Alabama 17, Mississippi State 0.

#### FOURTH QUARTER

MSU – Derek DePasquale 34-yard field goal, 10:35 left. Drive: 15 plays, 44 yards, 6:59 elapsed. Score: Alabama 17, Mississippi State 3.

UA – Julio Jones 48-yard pass from McElroy (Tiffin kick), 10:18 left. Drive: 1 play, 48 yards, 0:08 elapsed. Score: Alabama 24, Mississippi State 3.

UA – Ingram 70-yard run (Tiffin kick), 7:24 left. Drive: 1 play, 70 yards, 0:11 elapsed. Score: Alabama 31, Mississippi State 3.

#### ATTENDANCE – 58,103 (capacity: 55,082)

TEAM STATISTICS	UA	MSU
First Downs	17	11
Rushing	12	5
Passing	5	4
Penalty	0	2
Rushing Attempts	40	37
Yards Gained Rushing	257	151
Yards Lost Rushing	5	37
Net Yards Rushing	252	114
Net Yards Passing	192	99
Passes Attempted	18	20
Passes Completed	13	9
Interceptions Thrown	0	3
Total Offensive Plays	58	57
Total Net Yards	444	213
Average Gain Per Play	7.7	3.7
Fumbles: Number-Lost	0-0	1-0
Penalties: Number-Yards	3-25	2-14
Number of Punts-Yards	5-206	5-198
Average Yards Per Punt	41.2	39.6
Punt Returns: Number-Yards	1-0	1-2
Kickoff Returns: Number-Yards	6-384	2-127
Interceptions: Number-Yards	3-0	0-0
Fumble Returns: Number-Yards	0-0	0-0
Time of Possession	31:36	28:24
Third Down Conversions	4-11	2-13
Fourth Down Conversions	0-1	2-4
Sacks By: Number-Yards	2-18	0-0

#### INDIVIDUAL STATISTICS

##### ALABAMA

RUSHING	Att.	Gain	Lost	Net	TD	LG
Mark Ingram	19	151	2	149	2	70
Trent Richardson	11	50	3	47	0	18
Greg McElroy	4	30	0	30	0	16
Roy Upchurch	5	19	0	19	0	5
Marquis Maze	1	7	0	7	0	7
PASSING	Att.	Comp.	Int.	Yards	TD	LG
Greg McElroy	18	13	0	192	2	48
RECEIVING	No.	Yards	TD	LG		
Julio Jones	4	66	1	48		
Marquis Maze	4	55	0	42		
Darius Hanks	3	59	1	45		
Mark Ingram	1	9	0	9		
Roy Upchurch	1	3	0	3		
PUNTING	No.	Yards	Avg.	LG	I20	TB
P.J. Fitzgerald	5	206	41.2	50	2	0
PUNT RETURNS	No.	Yards	Avg.	LG	TD	
Javier Arenas	1	0	0.0	--	0	
KICKOFF RETURNS	No.	Yards	Avg.	LG	TD	
Javier Arenas	2	70	35.0	46	0	
INT. RETURNS	No.	Yards	Avg.	LG	TD	
Mark Barron	2	0	0.0	--	0	
Marquis Johnson	1	0	0.0	--	0	
FIELD GOALS	FG-FGA	Good	Missed			
Leigh Tiffin	1-1	39				
KICKOFFS	No.	Yards	Avg.	TB	OB	
Leigh Tiffin	6	384	64.0	0	0	
ALL-PURPOSE	Rush	Rec.	KOR	PR	IR	TOTAL
Mark Ingram	149	9	0	0	0	158
FUMBLES	No.	Lost				
None						

**DEFENSIVE LEADERS** Tackles – Rolando McClain (LB) 11; Cory Reamer (LB) 7; Kareem Jackson (DB) 6; Justin Woodall (DB) 6. Sacks (2-18) – Cory Reamer (LB) 1-11; Rolando McClain (LB) 1-7. Tackles For Loss (6-36) – Rolando McClain (LB) 3-17; Cory Reamer (LB) 2-14; Luther Davis (DL) 1-5. Passes Broken Up (5) – Marquis Johnson (DB) 3; Mark Barron (DB) 2.

#### MISSISSIPPI STATE

RUSHING	Att.	Gain	Lost	Net	TD	LG
Anthony Dixon	22	90	9	81	0	18
Robert Elliott	1	26	0	26	0	26
Chris Relf	6	18	9	9	0	6
Brandon Heavens	1	5	0	5	0	5
Tyson Lee	6	12	18	-6	0	4
Team	1	0	1	-1	0	--
PASSING	Att.	Comp.	Int.	Yards	TD	LG
Tyson Lee	17	9	2	99	0	24
Chris Relf	3	0	1	0	0	--
RECEIVING	No.	Yards	TD	LG		
Anthony Dixon	6	59	0	18		
Chad Bumphis	2	28	0	24		
O'Neal Wilder	1	12	0	12		
PUNTING	No.	Yards	Avg.	LG	I20	TB
Heath Hutchins	5	198	39.6	46	1	0
PUNT RETURNS	No.	Yards	Avg.	LG	TD	
Leon Berry	1	2	2.0	2	0	
KICKOFF RETURNS	No.	Yards	Avg.	LG	TD	
Chad Bumphis	4	114	28.5	50	0	
Leon Berry	2	98	49.0	78	0	
INT. RETURNS	No.	Yards	Avg.	LG	TD	
None						
FIELD GOALS	FG-FGA	Good	Missed			
Derek DePasquale	1-2	34	36			
KICKOFFS	No.	Yards	Avg.	TB	OB	
Derek DePasquale	2	127	63.5	0	0	
ALL-PURPOSE	Rush	Rec.	KOR	PR	IR	TOTAL
Anthony Dixon	81	59	0	0	0	140
FUMBLES	No.	Lost				
Team	1	0				

#### DEFENSIVE LEADERS

Tackles – Chris White (LB) 8; Jamar Chaney (LB) 8; Kyle Love (DL) 7; Johnthan Banks (DL) 7.

Sacks (0-0) – None.

Tackles For Loss (3-7) – Maurice Langston (DB) 1-3; Charles Mitchell (DB) 1-2; Nick Bell (DL) 1-2.

Passes Broken Up (2) – Johnthan Banks (DB) 1; Pernell McPhee (DL) 1.



**TUSCALOOSA, Ala.** – Alabama scored five touchdowns on five straight possessions in the first half in a 45-0 shutout of Chattanooga on Senior Day at Bryant-Denny Stadium.

Alabama punted on its first and last possessions of the first half, but scored five straight touchdowns on the possessions in between. Running back Trent Richardson got the scoring started with a two-yard run that capped an 11-play drive that included nine running plays.

On Alabama's next possession, quarterback Greg McElroy hooked up with receiver Julio Jones on a deep pass for 44 yards on the first play of the drive and, on the next play, running back Mark Ingram scored from 25 yards out to give Alabama a 14-0 lead.

On Chattanooga's next play from scrimmage, linebacker Cory Reamer intercepted a wide receiver reverse pass from Jare Gault, Reamer's first career interception, giving Alabama good field position at the Mocs' 31-yard line. On the fourth play of the ensuing drive, McElroy cashed in the turnover with a 19-yard strike to Jones, extending the Tide lead to 21-0 as the first quarter came to a close.

Javier Arenas set the tone for the second quarter when he took a Chattanooga punt, darted to the outside, and streaked up the sideline for a 66-yard score on the second play of the quarter to take the Alabama lead to 28-0.

Chattanooga moved into Alabama territory on its next possession, but the Tide defense held on fourth down, forcing a turnover. Once again, the Alabama offense took advantage swiftly. Following three runs by Richardson that netted 22 yards, Ingram broke his second long run of the day, this time a 40-yarder for his second touchdown. The 40-yard scamper was Ingram's final carry of the day. He finished with 102 yards and two touchdowns on 11 carries.

Chattanooga posed its first scoring threat on its next drive, but on fourth-and-six at the Alabama 22, Arenas intercepted a pass and returned it 22 yards to keep the shutout intact as Alabama took a 35-0 lead into halftime.

On the first play from scrimmage of the second half, Alabama safety Justin Woodall intercepted a Chattanooga pass and returned it to the Mocs' 32-yard line. With quarterback Star Jackson at quarterback, the Tide gained one first down to set up a 41-yard field goal by Leigh Tiffin, making the score 38-0. From that point, Alabama turned the game over to the defense. Alabama gave up only 17 yards and one first down in the second half.

Alabama controlled the ball with the running game after halftime, mounting one drive that lasted 19 plays and ate up 10:14 on the clock, including 16 running plays. Alabama running back Roy Upchurch ended the scoring with a 21-yard touchdown run to take the score to 45-0. Upchurch carried 17 times for 70 yards in the game.

For Alabama, McElroy finished 6-of-11 for 80 yards and a touchdown in only one half of action. Jackson completed 4-of-5 attempts for 29 yards with no touchdowns and no interceptions. As a team, Alabama ran for 313 yards on 56 carries. Richardson finished with nine runs for 60 yards, and Demetrius Goode had 11 carries for 70 yards. Linebacker Rolando McClain led the Tide defense with seven tackles.

Twenty-seven seniors were honored on the field before kickoff in their last home game at Bryant-Denny Stadium.

#### SCORING SUMMARY

Chattanooga	0	0	0	0	-	0
Alabama	21	14	3	7	-	45

#### FIRST QUARTER

UA – Trent Richardson 2-yard run (Leigh Tiffin kick), 5:23 left. Drive: 11 plays, 51 yards, 5:35 elapsed. Score: Alabama 7, Chattanooga 0.

UA – Mark Ingram 25-yard run (Tiffin kick), 3:04 left. Drive: 2 plays, 69 yards, 0:39 elapsed. Score: Alabama 14, Chattanooga 0.

UA – Julio Jones 19-yard pass from Greg McElroy (Tiffin kick), 0:54 left. Drive: 4 plays, 31 yards, 1:53 elapsed. Score: Alabama 21, Chattanooga 0.

#### SECOND QUARTER

UA – Javier Arenas 66-yard punt return (Tiffin kick), 14:42 left. Drive: No Drive. Score: Alabama 28, Chattanooga 0.

UA – Ingram 40-yard run (Tiffin kick), 9:53 left. Drive: 5 plays, 62 yards, 1:45 elapsed. Score: Alabama 35, Chattanooga 0.

#### THIRD QUARTER

UA – Leigh Tiffin 41-yard field goal, 11:43 left. Drive: 6 plays, 8 yards, 2:56 elapsed. Score: Alabama 38, Chattanooga 0.

#### FOURTH QUARTER

UA – Roy Upchurch 21-yard run (Jeremy Shelley kick), 4:00 left. Drive: 8 plays, 72 yards, 4:33 elapsed. Score: Alabama 45, Chattanooga 0.

#### ATTENDANCE – 92,012 (capacity: 92,012)

TEAM STATISTICS	UA	UTC
First Downs	26	5
Rushing	22	1
Passing	4	2
Penalty	0	2
Rushing Attempts	56	21
Yards Gained Rushing	339	53
Yards Lost Rushing	26	5
Net Yards Rushing	313	48
Net Yards Passing	109	36
Passes Attempted	16	27
Passes Completed	10	7
Interceptions Thrown	0	3
Total Offensive Plays	72	48
Total Net Yards	422	84
Average Gain Per Play	5.9	1.8
Fumbles: Number-Lost	0-0	0-0
Penalties: Number-Yards	5-61	3-30
Number of Punts-Yards	2-78	7-289
Average Yards Per Punt	39.0	41.3
Punt Returns: Number-Yards	2-68	0-0
Kickoff Returns: Number-Yards	8-538	1-46
Interceptions: Number-Yards	3-39	0-0
Fumble Returns: Number-Yards	0-0	0-0
Time of Possession	37:02	22:58
Third Down Conversions	5-11	3-13
Fourth Down Conversions	1-2	0-2
Sacks By: Number-Yards	0-0	2-17

#### INDIVIDUAL STATISTICS

ALABAMA						
RUSHING	Att.	Gain	Lost	Net	TD	LG
Mark Ingram	11	102	0	102	2	40
Demetrius Goode	11	70	0	70	0	11
Roy Upchurch	17	79	9	70	1	21
Trent Richardson	9	60	0	60	1	15
Greg McElroy	2	8	0	8	0	6
Star Jackson	6	20	17	3	0	10
PASSING	Att.	Comp.	Int.	Yards	TD	LG
Greg McElroy	11	6	0	80	1	44
Star Jackson	5	4	0	29	0	11
RECEIVING	No.	Yards	TD	LG		
Julio Jones	3	65	1	44		
Brad Smelley	2	18	0	11		
Mike McCoy	2	11	0	6		
Colin Peek	1	8	0	8		
Brandon Gibson	1	4	0	4		
Trent Richardson	1	3	0	3		
PUNTING	No.	Yards	Avg.	LG	I20	TB
P.J. Fitzgerald	2	78	39.0	55	0	1
PUNT RETURNS	No.	Yards	Avg.	LG	TD	
Javier Arenas	2	68	34.0	66	0	
KICKOFF RETURNS	No.	Yards	Avg.	LG	TD	
Julio Jones	1	12	12.0	12	0	
INT. RETURNS	No.	Yards	Avg.	LG	TD	
Javier Arenas	1	22	22.0	22	0	
FIELD GOALS	FG-FGA	Good	Missed			
Leigh Tiffin	1-1	41				
Jeremy Shelley	0-1	--	43			
KICKOFFS	No.	Yards	Avg.	TB	OB	
Leigh Tiffin	7	481	68.7	2	0	
Jeremy Shelley	1	57	57.0	0	0	
ALL-PURPOSE	Rush	Rec.	KOR	PR	IR	TOTAL
Mark Ingram	102	0	0	0	0	102
FUMBLES	No.	Lost				
None						

**DEFENSIVE LEADERS** Tackles –Rolando McClain (LB) 7; Nico Johnson (LB) 4; Josh Chapman (DL) 4. Sacks (0-0) – None. Tackles For Loss (4-5) – Nico Johnson (LB) 1-1; Rolando McClain (LB) 0.5-1; Josh Chapman (DL) 0.5-1; Javier Arenas (DB) 0.5-1; Cory Reamer (LB) 0.5-1; Luther Davis (DL) 0.5-1; Eryk Anders (LB) 0.5-0. Passes Broken Up (7) – Javier Arenas (DB) 2; Rolando McClain (LB) 1; Chris Rogers (DB) 1; Kareem Jackson (DB) 1; Robby Green (DB) 1; Mark Barron (DB) 1.

#### CHATTANOOGA

RUSHING	Att.	Gain	Lost	Net	TD	LG
Shaun Kermah	6	18	0	18	0	5
J.J. Jackson	6	17	3	14	0	7
Bo Dyer	3	11	0	11	0	8
Chris Awuah	6	7	2	5	0	3
PASSING	Att.	Comp.	Int.	Yards	TD	LG
B.J. Coleman	25	7	2	36	0	10
Jare Gault	2	0	1	0	0	0
RECEIVING	No.	Yards	TD	LG		
Chris Pitchford	2	16	0	10		
Jare Gault	2	12	0	6		
Blue Cooper	2	7	0	8		
Chris Awuah	1	1	0	1		
PUNTING	No.	Yards	Avg.	LG	I20	TB
Mike Hammons	7	289	41.3	55	1	0
PUNT RETURNS	No.	Yards	Avg.	LG	TD	
None						
KICKOFF RETURNS	No.	Yards	Avg.	LG	TD	
Buster Skrine	3	77	25.7	28	0	
Joel Bradford	2	40	20.0	29	0	
Chris Awuah	1	27	27.0	27	0	
INT. RETURNS	No.	Yards	Avg.	LG	TD	
None						
FIELD GOALS	FG-FGA	Good	Missed			
None						
KICKOFFS	No.	Yards	Avg.	TB	OB	
Craig Camay	1	46	46.0	0	0	
ALL-PURPOSE	Rush	Rec.	KOR	PR	IR	TOTAL
Buster Skrine	0	0	77	0	0	77
FUMBLES	No.	Lost				
None						

#### DEFENSIVE LEADERS

Tackles – Steven Smigelsky 11; Joseph Thornton 9; Jordan Tippit 9; Doug Faatiliga 7. Tackles For Loss (5-26) – B.J. Taylor 1-12; Joseph Thornton 1-6; Nick Craig 1-5; Doug Faatiliga 1-2; Ryan Consiglio 1-1. Passes Broken Up (1) – Buster Skrine 1.

**AUBURN, Ala.** – Alabama running back Roy Upchurch scored the go-ahead touchdown on a four-yard pass from quarterback Greg McElroy with 1:24 remaining in the game to preserve Alabama's perfect season and defeat rival Auburn, 26-21. With 8:37 left in regulation Alabama started what head coach Nick Saban described as one of the best drives he had seen. The 15-play, 79-yard march consumed 7:03 of game clock while giving the Crimson Tide the deciding points.

After the Tigers held Alabama to three-and-out on the Tide's first possession, Auburn wasted no time striking first on the scoreboard when receiver Terrell Zachery scored on a 57-yard touchdown run off a reverse with 11:40 remaining in the first quarter. Auburn followed that score with a 13-play drive after recovering an onside kick. Chris Todd connected with Eric Smith for a one-yard touchdown pass to put the Tigers up 14-0.

Alabama did not make a first down until Greg McElroy found Darius Hanks for a 15-yard gain with 2:45 remaining in the first quarter. The Tide continued to move the ball, eventually scoring on Trent Richardson's two-yard rush on the 10th play of the drive. McElroy later connected with tight end Colin Peek on a 33-yard touchdown pass with 5:31 remaining in the second quarter. Leigh Tiffin's extra point tied the game at 14-14.

Auburn regained the lead on its second offensive possession of the second half when Todd completed a 72-yard pass to receiver Darvin Adams, putting the Tigers up 21-14 with 11:05 left in the third quarter. The Crimson Tide began its comeback when Leigh Tiffin punched through a 27-yard field goal, closing the margin to 21-17. On the ensuing Auburn possession, Alabama safety Mark Barron intercepted a Todd pass on the Auburn 41 and returned it to the 35-yard line. Alabama moved to within one point when Leigh Tiffin made his second field goal of the day, from 31 yards out, drawing the Crimson Tide within a point at 21-20.

After the Alabama defense kept the Tiger offense off the board on its next two possessions, the Tide offense took the field for what will go down as one of the best drives in Iron Bowl history. With 8:34 remaining in the fourth quarter the Alabama offense drove to within scoring range. On third-and-goal from the Auburn four, McElroy connected with Roy Upchurch on a play-action pass capping one of the most memorable of recent Alabama history.

The call for the pass ended up proving to be the right call and gave Alabama a 26-21 victory over Auburn and Alabama's second consecutive 12-0 regular season.

#### SCORING SUMMARY

Alabama	0	14	6	6	-	26
Auburn	14	0	7	0	-	21

#### FIRST QUARTER

AU – Terrell Zachery 67-yard run (Wes Byrum kick), 11:40 left. Drive: 4 plays, 80 yards, 1:42 elapsed. Score: Auburn 7, Alabama 0.

AU – Eric Smith 1-yard pass from Chris Todd (Byrum kick), 5:42 left. Drive: 12 plays, 58 yards, 5:58 elapsed. Score: Auburn 14, Alabama 0.

#### SECOND QUARTER

UA – Trent Richardson 3-yard run (Leigh Tiffin kick), 13:26 left. Drive: 10 plays, 58 yards, 4:11 elapsed. Score: Auburn 14, Alabama 7.

UA – Colin Peek 33-yard pass from Greg McElroy (Tiffin kick), 5:31 left. Drive: 5 plays, 45 yards, 2:18 elapsed. Score: Alabama 14, Auburn 14.

#### THIRD QUARTER

AU – Darvin Adams 72-yard pass from Todd (Byrum kick), 11:05 left. Drive: 2 plays, 76 yards, 0:47 elapsed. Score: Auburn 21, Alabama 14.

UA – Leigh Tiffin 27-yard field goal, 5:32 left. Drive: 5 plays, 23 yards, 1:25 elapsed. Score: Auburn 21, Alabama 17.

UA – Tiffin 31-yard field goal, 0:24 left. Drive: 7 plays, 30 yards, 4:24 elapsed. Score: Auburn 21, Alabama 20.

#### FOURTH QUARTER

UA – Roy Upchurch 4-yard pass from McElroy (pass failed), 1:24 left. Drive: 15 plays, 79 yards, 7:03 elapsed. Score: Alabama 26, Auburn 21.

#### ATTENDANCE – 87,451 (capacity: 87,451)

#### TEAM STATISTICS

	UA	AU
First Downs	17	15
Rushing	3	9
Passing	13	5
Penalty	1	1
Rushing Attempts	35	32
Yards Gained Rushing	90	193
Yards Lost Rushing	17	42
Net Yards Rushing	73	151
Net Yards Passing	218	181
Passes Attempted	32	27
Passes Completed	21	15
Interceptions Thrown	0	1
Total Offensive Plays	67	59
Total Net Yards	291	332
Average Gain Per Play	4.3	5.6
Fumbles: Number-Lost	1-0	2-1
Penalties: Number-Yards	4-26	8-68
Number of Punts-Yards	5-226	8-320
Average Yards Per Punt	45.2	40.0
Punt Returns: Number-Yards	2-67	2-5
Kickoff Returns: Number-Yards	1-46	4-99
Interceptions: Number-Yards	1-14	0-0
Fumble Returns: Number-Yards	0-0	0-0
Time of Possession	33:47	26:13
Third Down Conversions	5-14	4-12
Fourth Down Conversions	0-1	0-0

#### INDIVIDUAL STATISTICS

##### ALABAMA

RUSHING	Att.	Gain	Lost	Net	TD	LG
Trent Richardson	15	56	5	51	1	7
Mark Ingram	16	34	4	30	0	8
Greg McElroy	4	0	8	-8	0	--
PASSING	Att.	Comp.	Int.	Yards	TD	LG
Greg McElroy	31	21	0	218	2	33
Mark Ingram	1	0	0	0	0	--
RECEIVING	No.	Yards	TD	LG		
Julio Jones	9	83	0	18		
Colin Peek	3	53	1	33		
Trent Richardson	3	31	0	17		
Mark Ingram	3	21	0	9		
Roy Upchurch	2	15	1	11		
Darius Hanks	1	15	0	15		
PUNTING	No.	Yards	Avg.	LG	I20	TB
P.J. Fitzgerald	5	226	45.2	55	2	1
PUNT RETURNS	No.	Yards	Avg.	LG	TD	
Javier Arenas	2	67	33.5	56	0	
KICKOFF RETURNS	No.	Yards	Avg.	LG	TD	
Javier Arenas	1	46	46.0	46	0	
INT. RETURNS	No.	Yards	Avg.	LG	TD	
Mark Barron	1	14	14.0	14	0	
FIELD GOALS	FG-FGA	Good	Missed			
Leigh Tiffin	2-3	27,31	42			
KICKOFFS	No.	Yards	Avg.	TB	OB	
Leigh Tiffin	6	354	59.0	1	1	
ALL-PURPOSE	Rush	Rec.	KOR	PR	IR	TOTAL
Javier Arenas	0	0	46	67	0	113
Julio Jones	0	83	0	0	0	83
FUMBLES	No.	Lost				
Trent Richardson	1	0				

**DEFENSIVE LEADERS** Tackles – Rolando McClain (LB) 12; Eryk Anders (LB) 7; Javier Arenas (DB) 7; Justin Woodall (DB) 5; Kareem Jackson (DB) 5. Sacks (3-32) – Eryk Anders (LB) 1-12; Rolando McClain (LB) 1-10; Javier Arenas (DB) 1-10. Tackles For Loss (9-50) – Eryk Anders (LB) 3.5-16; Rolando McClain (LB) 1.5-11; Javier Arenas (DB) 1-10; Kareem Jackson (DB) 1.5-9; Marquis Johnson (DB) 1-3; Marcell Dareus (DL) 0.5-1.

Passes Broken Up (2) – Justin Woodall (DB) 1; Nico Johnson (LB) 1.

##### AUBURN

RUSHING	Att.	Gain	Lost	Net	TD	LG
Terrell Zachery	1	67	0	67	1	67
Ben Tate	18	54	9	45	0	11
Onterio McCalebb	5	24	1	23	0	13
Mario Fannin	1	14	0	14	0	14
Kodi Burns	2	5	0	5	0	4
Chris Todd	5	29	32	-3	0	16
PASSING	Att.	Comp.	Int.	Yards	TD	LG
Chris Todd	25	15	1	181	2	72
Kodi Burns	1	0	0	0	0	--
Team	1	0	0	0	0	--
RECEIVING	No.	Yards	TD	LG		
Darvin Adams	4	138	1	72		
Mario Fannin	4	20	0	9		
Ben Tate	4	17	0	9		
Emory Blake	1	7	0	7		
Eric Smith	1	1	1	1		
Terrell Zachery	1	-2	0	--		
PUNTING	No.	Yards	Avg.	LG	I20	TB
Clinton Durst	8	320	40.0	51	2	0
PUNT RETURNS	No.	Yards	Avg.	LG	TD	
Demond Washington	2	5	2.5	5	0	
KICKOFF RETURNS	No.	Yards	Avg.	LG	TD	
Demond Washington	4	99	24.8	35	0	
INT. RETURNS	No.	Yards	Avg.	LG	TD	
None						
FIELD GOALS	FG-FGA	Good	Missed			
None						
KICKOFFS	No.	Yards	Avg.	TB	OB	
Morgan Hull	2	134	67.0	0	2	
Wes Byrum	1	70	70.0	0	0	
ALL-PURPOSE	Rush	Rec.	KOR	PR	IR	TOTAL
Darvin Adams	0	138	0	0	0	138
FUMBLES	No.	Lost				
Chris Todd	1	1				
Demond Washington	1	0				

##### DEFENSIVE LEADERS

Tackles – Josh Byrnes (LB) 10; Jonathan Evans (LB) 8; Neiko Thorpe (DB) 8; Daren Bates (DB) 7; Craig Stevens (LB) 6. Tackles For Loss (6-17) – Antonio Coleman (DL) 2-6; Daren Bates (DB) 1-5; Josh Byrnes (LB) 1-1; Antoine Carter (DL) 0.5-2; Mike Blanc (DL) 0.5-1; Nick Fairley (DL) 0.5-1; Jake Ricks (DL) 0.5-1. Passes Broken Up (3) – Neiko Thorpe (DB) 1; Walter McFadden (DB) 1; Jake Ricks (DL) 1.



**ATLANTA, Ga.** – Alabama regained its place atop the Southeastern Conference with an impressive, dominating 32-13 victory over Florida in the SEC Championship Game. The victory took Alabama to within one win from its first national championship since 1992.

Running back Mark Ingram rushed for 113 yards and three touchdowns. Quarterback Greg McElroy was 12 of 18 for 239 yards and a touchdown and No. 2 Alabama rekindled memories of Paul “Bear” Bryant with the convincing victory. With the win, Alabama (13-0) moved on to Pasadena for the BCS championship game. Florida quarterback Tim Tebow and the Gators (12-1) were denied a shot at their third national title in four years, including their second consecutive

Tebow, who came back for his senior year in hopes of winning another title, was 20 of 35 for 247 yards but his last gasp was picked off in the end zone. Alabama held the ball for nearly 40 minutes and piled up 490 yards against a defense that was ranked No. 1 in the country, allowing less than 10 points and about 233 yards per game.

Alabama led all the way, establishing its will on the very first drive. In the second half, Alabama shut Florida down, making up for its loss in last year’s SEC title game. Trailing 19-13 at the half, Florida took the third-quarter kickoff and came up a yard short on Tebow’s third-and-7 pass to Riley Cooper. The Gators didn’t know it at the time, but it was over.

Ingram carried three straight times before McElroy went down the right sideline to Maze for a 28-yard pass. A costly penalty on Jermaine Cunningham for shoving McElroy in the back two steps after the quarterback threw the ball away set up a perfect throw and catch.

McElroy rolled to his right, stopped suddenly and lofted the pass in the other direction, the ball dropping over Colin Peek as he extended his arms to haul in a 17-yard touchdown. Ingram finished the drive with his third score early in the fourth, powering over from the 1 to cap an 88-yard drive; Alabama’s longest of the season.

Tebow, who came back for his senior year in hopes of winning another title, was 20 of 35 for 247 yards but his last gasp was picked off in the end zone. Ingram passed Bobby Humphrey for the school rushing record in a season (1,542 yards) and augmented his performance with a 69-yard reception on a screen pass.

McElroy was nearly flawless against Florida, with his legs as well as his arm. He hopped on one leg along the sideline to pick up a crucial first down, and he set up Ingram’s final touchdown with a bobbing, weaving run to just short of the end zone.

#### SCORING SUMMARY

Florida	3	10	0	0	-	13
Alabama	9	10	7	6	-	32

#### FIRST QUARTER

UA – Leigh Tiffin 48-yard field goal, 10:37 left. Drive: 9 plays, 47 yards, 4:23 elapsed. Score: Alabama 3, Florida 0.

UA – Mark Ingram 7-yard run (kick failed), 5:33 left. Drive: 8 plays, 76 yards, 3:56 elapsed. Score: Alabama 9, Florida 0.

UF – Caleb Sturgis 48-yard field goal, 0:28 left. Drive: 12 plays, 56 yards, 5:05 elapsed, Score: Alabama 9, Florida 3.

#### SECOND QUARTER

UA – Tiffin 34-yard field goal, 6:03 left. Drive: 12 plays, 68 yards, 5:47 elapsed. Score: Alabama 12, Florida 3.

UF – David Nelson 23-yard pass from Tim Tebow (Caleb Sturgis kick), 4:31 left. Drive: 4 plays, 70 yards, 1:32 elapsed. Score: Alabama 12, Florida 10.

UA – Mark Ingram 3-yard run (Tiffin kick), 3:32 left. Drive: 2 plays, 72 yards, 0:59 elapsed. Score: Alabama 19, Florida 10.

UF – Sturgis 32-yard field goal, 1:18 left. Drive: 5 plays 65 yards, 2:14 elapsed. Score: Alabama 19, Florida 13.

#### THIRD QUARTER

UA – Colin Peek 17-yard pass from Greg McElroy (Tiffin kick), 9:53 left. Drive: 5 plays, 74 yards, 2:48 elapsed. Score: Alabama 26, Florida 13.

#### FOURTH QUARTER

UA – Mark Ingram 1-yard run (Tiffin kick), 13:49 left. Drive: 17 plays, 88 yards, 8:47 elapsed. Score: Alabama 32, Florida 13.

#### ATTENDANCE – 75,514 (capacity: 71,000)

TEAM STATISTICS	UA	UF
First Downs	26	13
Rushing	14	4
Passing	10	9
Penalty	2	0
Rushing Attempts	53	14
Yards Gained Rushing	272	92
Yards Lost Rushing	21	4
Net Yards Rushing	251	88
Net Yards Passing	239	247
Passes Attempted	18	35
Passes Completed	12	20
Interceptions Thrown	1	0
Total Offensive Plays	71	49
Total Net Yards	490	335
Average Gain Per Play	6.9	6.8
Fumbles: Number-Lost	1-0	0-0
Penalties: Number-Yards	1-5	5-51
Number of Punts-Yards	2-83	4-195
Average Yards Per Punt	41.5	48.8
Punt Returns: Number-Yards	1-8	1-12
Kickoff Returns: Number-Yards	7-478	4-277
Interceptions: Number-Yards	1-0	0-0
Fumble Returns: Number-Yards	0-0	0-0
Time of Possession	39:37	20:23
Third Down Conversions	11-15	4-11
Fourth Down Conversions	0-0	0-1
Sacks By: Number-Yards	0-0	1-10

#### INDIVIDUAL STATISTICS

ALABAMA	Att.	Gain	Lost	Net	TD	LG
<b>RUSHING</b>						
Mark Ingram	28	115	2	113	3	15
Trent Richardson	11	80	0	80	0	25
Roy Upchurch	7	57	0	57	0	29
Greg McElroy	4	20	10	10	0	8
Team	3	0	9	-9	0	--
<b>PASSING</b>	<b>Att.</b>	<b>Comp.</b>	<b>Int.</b>	<b>Yards</b>	<b>TD</b>	<b>LG</b>
Greg McElroy	18	12	0	239	1	69
<b>RECEIVING</b>	<b>No.</b>	<b>Yards</b>	<b>TD</b>	<b>LG</b>		
Marquis Maze	5	96	0	34		
Colin Peek	3	39	1	19		
Mark Ingram	2	76	0	69		
Julio Jones	2	28	0	18		
<b>PUNTING</b>	<b>No.</b>	<b>Yards</b>	<b>Avg.</b>	<b>LG</b>	<b>I20</b>	<b>TB</b>
P.J. Fitzgerald	2	83	41.5	43	0	0
<b>PUNT RETURNS</b>	<b>No.</b>	<b>Yards</b>	<b>Avg.</b>	<b>LG</b>	<b>TD</b>	
Javier Arenas	1	8	8.0	8	0	
<b>KICKOFF RETURNS</b>	<b>No.</b>	<b>Yards</b>	<b>Avg.</b>	<b>LG</b>	<b>TD</b>	
Javier Arenas	3	79	26.3	32	0	
<b>INT. RETURNS</b>	<b>No.</b>	<b>Yards</b>	<b>Avg.</b>	<b>LG</b>	<b>TD</b>	
Javier Arenas	1	0	0.0	--	0	
<b>FIELD GOALS</b>	<b>FG-FGA</b>	<b>Good</b>	<b>Missed</b>			
Leigh Tiffin	2-2	48, 34				
<b>KICKOFFS</b>	<b>No.</b>	<b>Yards</b>	<b>Avg.</b>	<b>TB</b>	<b>OB</b>	
Leigh Tiffin	7	478	68.3	1	0	
<b>ALL-PURPOSE</b>	<b>Rush</b>	<b>Rec.</b>	<b>KOR</b>	<b>PR</b>	<b>IR</b>	<b>TOTAL</b>
Mark Ingram	113	76	0	0	0	189
<b>FUMBLES</b>	<b>No.</b>	<b>Lost</b>				
Team	1	0				

**DEFENSIVE LEADERS** Tackles – Mark Barron (DB) 7; Kareem Jackson (DB) 6; Rolando McClain (LB) 5; Cory Reamer (LB) 4. Sacks (0-0) – None. Tackles For Loss (5-7) – Kareem Jackson (DB) 1-3; Brandon Deaderick (DL) 1-1; Terrence Cody (DL) 1-1; Nico Johnson (LB) 1-1; Rolando McClain (LB) 0.5-1; Eryk Anders (LB) 0.5-0. Passes Broken Up (6) – Kareem Jackson (DB) 2; Marquis Johnson (DB) 2; Rolando McClain (LB) 1; Cory Reamer (LB) 1.

#### FLORIDA

FLORIDA	Att.	Gain	Lost	Net	TD	LG
<b>RUSHING</b>						
Tim Tebow	10	66	3	63	0	23
Jeffrey Dumps	1	9	0	9	0	9
Brandon James	1	9	0	9	0	9
Chris Rainey	2	8	1	7	0	8
<b>PASSING</b>	<b>Att.</b>	<b>Comp.</b>	<b>Int.</b>	<b>Yards</b>	<b>TD</b>	<b>LG</b>
Tim Tebow	35	20	1	247	1	59
<b>RECEIVING</b>	<b>No.</b>	<b>Yards</b>	<b>TD</b>	<b>LG</b>		
Aaron Hernandez	8	85	0	38		
David Nelson	4	53	1	23		
Riley Cooper	3	77	0	59		
Deonte Thompson	2	22	0	19		
Brandon James	1	9	0	9		
Omarious Hines	1	4	0	4		
Emmanuel Moody	1	-3	0	--		
<b>PUNTING</b>	<b>No.</b>	<b>Yards</b>	<b>Avg.</b>	<b>LG</b>	<b>I20</b>	<b>TB</b>
Chas Henry	4	195	48.8	57	2	0
<b>PUNT RETURNS</b>	<b>No.</b>	<b>Yards</b>	<b>Avg.</b>	<b>LG</b>	<b>TD</b>	
Brandon James	1	12	12.0	12	0	
<b>KICKOFF RETURNS</b>	<b>No.</b>	<b>Yards</b>	<b>Avg.</b>	<b>LG</b>	<b>TD</b>	
Brandon James	3	78	26.0	26	0	
Jeffrey Dumps	2	55	27.5	28	0	
Chris Rainey	1	28	28.0	28	0	
<b>INT. RETURNS</b>	<b>No.</b>	<b>Yards</b>	<b>Avg.</b>	<b>LG</b>	<b>TD</b>	
None						
<b>FIELD GOALS</b>	<b>FG-FGA</b>	<b>Good</b>	<b>Missed</b>			
Caleb Sturgis	2-2	48, 32				
<b>KICKOFFS</b>	<b>No.</b>	<b>Yards</b>	<b>Avg.</b>	<b>TB</b>	<b>OB</b>	
Caleb Sturgis	4	277	69.3	1	0	
<b>ALL-PURPOSE</b>	<b>Rush</b>	<b>Rec.</b>	<b>KOR</b>	<b>PR</b>	<b>IR</b>	<b>TOTAL</b>
Brandon James	9	78	78	12	0	108
<b>FUMBLES</b>	<b>No.</b>	<b>Lost</b>				
None						

#### DEFENSIVE LEADERS

Tackles – Jaye Howard (DL) 10; Brandon Spikes (LB) 9; Ahmad Black (DB) 8; Major Wright (DB) 7; Brandon Hicks (DL) 6. Sacks (1-10) – Ahmad Black (DB) 1-10. Tackles For Loss (4-17) – Ahmad Black (DB) 1-10; Brandon Spikes (LB) 1-3; Brandon Hicks (DL) 1-1; Jermaine Cunningham (DL) 0.5-3; Terron Sanders (DL) 0.5-0. Passes Broken Up (3) – Joe Haden (DB) 2; Dustin Doe (LB) 1.

# BOWL RECORDS

## ALABAMA BOWLS (55 TOTAL GAMES, 31 WINS, 21 LOSSES, 3 TIES)

Year	Bowl	Result
1926	Rose	Alabama 20, Washington 19
1927	Rose	Alabama 7, Stanford 7
1931	Rose	Alabama 24, Washington State 0
1935	Rose	Alabama 29, Stanford 13
1938	Rose	California 13, Alabama 0
1942	Cotton	Alabama 29, Texas A&M 21
1943	Orange	Alabama 37, Boston College 21
1945	Sugar	Duke 29, Alabama 26
1946	Rose	Alabama 34, Southern Cal 14
1948	Sugar	Texas 27, Alabama 7
1953	Orange	Alabama 61, Syracuse 6
1954	Cotton	Rice 28, Alabama 6
1959	Liberty	Penn State 7, Alabama 0
1960	Bluebonnet	Alabama 3, Texas 3
1962	Sugar	Alabama 10, Arkansas 3
1963	Orange	Alabama 17, Oklahoma 0
1964	Sugar	Alabama 12, Mississippi 7
1965	Orange	Texas 21, Alabama 17
1966	Orange	Alabama 39, Nebraska 28
1967	Sugar	Alabama 34, Nebraska 7
1968	Cotton	Texas A&M 20, Alabama 16
1968	Gator	Missouri 35, Alabama 10
1969	Liberty	Colorado 47, Alabama 33
1970	Bluebonnet	Alabama 24, Oklahoma 24
1972	Orange	Nebraska 38, Alabama 6
1973	Cotton	Texas 17, Alabama 13
1973	Sugar	Notre Dame 24, Alabama 23
1975	Orange	Notre Dame 13, Alabama 11
1975	Sugar	Alabama 13, Penn State 6
1976	Liberty	Alabama 36, UCLA 6
1978	Sugar	Alabama 35, Ohio State 6
1979	Sugar	Alabama 14, Penn State 7
1980	Sugar	Alabama 24, Arkansas 9
1981	Cotton	Alabama 30, Baylor 2
1982	Cotton	Texas 14, Alabama 12
1982	Liberty	Alabama 21, Illinois 15
1983	Sun	Alabama 28, SMU 7
1985	Aloha	Alabama 24, Southern Cal 3
1986	Sun	Alabama 28, Washington 6
1988	Hall of Fame	Michigan 28, Alabama 24
1988	Sun	Alabama 29, Army 28
1990	Sugar	Miami 33, Alabama 25
1991	Fiesta	Louisville 34, Alabama 7
1991	Blockbuster	Alabama 30, Colorado 25
1993	Sugar	Alabama 34, Miami 13
1993	Gator	Alabama 24, North Carolina 10
1995	Citrus	Alabama 24, Ohio State 17
1997	Outback	Alabama 17, Michigan 14
1998	Music City	Virginia Tech 38, Alabama 7
2000	Orange	Michigan 35, Alabama 34 (OT)
2001	Independence	Alabama 14, Iowa State 13
2004	Music City	Minnesota 20, Alabama 16
2005	Cotton	Alabama 13, Texas Tech 10
2006	Independence	Oklahoma State 34, Alabama 31
2007	Independence	Alabama 30, Colorado 24
2009	Sugar	Utah 31, Alabama 17

## ALABAMA ON ALL-TIME BOWL TEAMS

<b>Rose Bowl</b>	1981, 1982
Halfback Johnny Mack Brown, 1926	
Halfback Millard "Dixie" Howell, 1935	
<b>Sugar Bowl</b>	
Center Vaughn Mancha, 1945	
Tackle Tom Whitley, 1948	
Halfback Harry Gilmer, 1945	
Guard Ray Richeson, 1948	
<b>Cotton Bowl</b>	
End Holt Rast, 1942	
Tackle Don Whitmire, 1942	
Halfback Jimmy Nelson, 1942	
Coach Paul Bryant, 1968, 1973,	
<b>Orange Bowl</b>	
Center Joe Domnanovich, 1943	
Tackle Don Whitmire, 1943	
Linebacker Lee Roy Jordan, 1963	
Quarterback Joe Namath, 1965	
End Ray Perkins, 1966	
Quarterback Steve Sloan, 1966	
Guard John Hannah, 1972	
End Leroy Cook, 1975	
Cornerback Mike Washington, 1975	

## ALL-TIME BOWL OPPONENTS

Opponent	Bowl Record
Arkansas	2-0
Army	1-0
Baylor	1-0
Boston College	1-0
California	0-1
Colorado	2-1
Duke	0-1
Illinois	1-0
Iowa State	1-0
Louisville	0-1
Miami	1-1
Michigan	1-2
Missouri	0-1
Minnesota	0-1
Mississippi	1-0
Nebraska	2-1
North Carolina	1-0
Notre Dame	0-2
Ohio State	2-0
Oklahoma	1-0-1
Oklahoma State	0-1
Penn State	2-1
Rice	0-1
SMU	1-0
Southern Cal	2-0
Stanford	1-0-1
Syracuse	1-0
Texas	0-4-1
Texas A&M	1-1
Texas Tech	1-0
UCLA	1-0
Utah	0-1
Virginia Tech	0-1
Washington	2-0
Washington State	1-0

## BOWL RECORD VS. CONFERENCES

Conference	UA Record
ACC	1-1 (.500)
Big East	1-2 (.333)
Big Ten	4-3 (.571)
Big 12	9-9-2 (.500)
Mountain West	0-1 (.000)
Pac 10	7-1-1 (.833)
SEC	1-0 (1.000)
Independents	5-4 (.556)



**The Orange Bowl**

Miami, Florida

Record: Won 4, Lost 4

1943	Alabama 37, Boston College 21
1953	Alabama 61, Syracuse 6
1963	Alabama 17, Oklahoma 0
1965	Texas 21, Alabama 17
1966	Alabama 39, Nebraska 28
1972	Nebraska 38, Alabama 6
1975	Notre Dame 13, Alabama 11
2000	Michigan 35, Alabama 34 (OT)

**Outstanding Player Award**

1963	Linebacker Lee Roy Jordan
1965	Quarterback Joe Namath
1966	Quarterback Steve Sloan
1975	End Leroy Cook (Defense)

**The Cotton Bowl**

Dallas, Texas

Record: Won 3, Lost 4

1942	Alabama 29, Texas A&M 21
1954	Rice 28, Alabama 6
1968	Texas A&M 20, Alabama 16
1973	Texas 17, Alabama 13
1981	Alabama 30, Baylor 2
1982	Texas 14, Alabama 12
2005	Alabama 13, Texas Tech 10

**Outstanding Player Award**

1942	End Holt Rast, Tackle Don Whitmire, and Halfback Jimmy Nelson
1981	Halfback Major Ogilvie and Middle Guard Warren Lyles
1982	Linebacker Robbie Jones
2005	Quarterback Brodie Croyle (Offense) Linebacker DeMeco Ryans (Defense)

**The Sugar Bowl**

New Orleans, Louisiana

Record: Won 8, Lost 4

1945	Duke 29, Alabama 26
1948	Texas 27, Alabama 7
1962	Alabama 10, Arkansas 3
1964	Alabama 12, Mississippi 7
1967	Alabama 34, Nebraska 7
1973	Notre Dame 24, Alabama 23
1975	Alabama 13, Penn State 6
1978	Alabama 35, Ohio State 6
1979	Alabama 14, Penn State 7
1980	Alabama 24, Arkansas 9
1990	Miami 33, Alabama 25
1993	Alabama 34, Miami 13
2009	Utah 31, Alabama 17

**Outstanding Player Award**

1962	Fullback Mike Fracchia
1964	Field Goal Kicker Tim Davis
1967	Quarterback Ken Stabler
1975	Quarterback Richard Todd
1978	Quarterback Jeff Rutledge
1979	Linebacker Barry Krauss
1980	Halfback Major Ogilvie
1993	Tailback Derrick Lassic

**The Rose Bowl**

Pasadena, California

Record: Won 4, Lost 1, Tied 1

1926	Alabama 20, Washington 19
1927	Alabama 7, Stanford 7
1931	Alabama 24, Washington State 0
1935	Alabama 29, Stanford 13
1938	California 13, Alabama 0
1946	Alabama 34, Southern Cal 14

**Outstanding Player Award**

1926	Back Johnny Mack Brown
1927	Tackle Fred Pickhard
1931	Back John Campbell
1935	Back Millard "Dixie" Howell
1946	Back Harry Gilmer

**The Gator Bowl**

Jacksonville, Florida

Record: Won 1, Lost 1

1968	Missouri 35, Alabama 10
1993	Alabama 24, North Carolina 10

**Outstanding Player Award**

1993	Quarterback Brian Burgdorf
------	----------------------------

**The Blockbuster Bowl**

Ft. Lauderdale, Florida

Record: Won 1, Lost 0

1991	Alabama 30, Colorado 25
------	-------------------------

**Outstanding Player Award**

1991	Receiver/PR David Palmer
------	--------------------------

**The Liberty Bowl**

Philadelphia &amp; Memphis

Record: Won 2, Lost 2

1959	Penn State 7, Alabama 0
1969	Colorado 47, Alabama 33
1976	Alabama 36, UCLA 6
1982	Alabama 21, Illinois 15

**Outstanding Player Award**

1976	Linebacker Barry Krauss
1982	Defensive Back Jeremiah Castille

**The Bluebonnet Bowl**

Houston, Texas

Record: Won 0, Lost 0, Tied 2

1960	Alabama 3, Texas 3
1970	Alabama 24, Oklahoma 24

**Outstanding Player Award**

1960	Linebacker Lee Roy Jordan (Defensive Player)
1970	Linebacker Jeff Rouzie (Defensive Player)

**The Sun Bowl**

El Paso, Texas

Record: Won 3, Lost 0

1983	Alabama 28, SMU 7
1986	Alabama 28, Washington 6
1988	Alabama 29, Army 28

**Outstanding Player Award**

1983	Quarterback Walter Lewis
1983	Center Wes Neighbors
1986	Linebacker Cornelius Bennett
1988	Quarterback David Smith (Player) Linebacker Derrick Thomas (Lineman)

**The Aloha Bowl**

Honolulu, Hawaii

Record: Won 1, Lost 0

1985	Alabama 24, Southern Cal 3
------	----------------------------

**Outstanding Player Award**

1985	Linebacker Cornelius Bennett (Defense)
1985	Halfback Gene Jelks (Offense)

**The Citrus Bowl**

Orlando, Florida

Record: Won 1, Lost 0

1995	Alabama 24, Ohio State 17
------	---------------------------

**Outstanding Player Award**

1995	Tailback Sherman Williams (Offense)
------	-------------------------------------

**The Hall of Fame Bowl**

Tampa, Florida

Record: Won 0, Lost 1

1988	Michigan 28, Alabama 24
------	-------------------------

**The Fiesta Bowl**

Tempe, Arizona

Record: Won 0, Lost 1

1991	Louisville 34, Alabama 7
------	--------------------------

**The Music City Bowl**

Nashville, Tennessee

Record: Won 0, Lost 2

1998	Virginia Tech 38, Alabama 7
2004	Minnesota 20, Alabama 16

**The Outback Bowl**

Tampa, Florida

Record: Won 1, Lost 0

1997	Alabama 17, Michigan 14
------	-------------------------

**Outstanding Player Award**

1997	Linebacker Dwayne Rudd
------	------------------------

**The Independence Bowl**

Shreveport, Louisiana

Record: Won 2, Lost 1

2001	Alabama 14, Iowa State 13
2006	Oklahoma State 34, Alabama 31
2007	Alabama 30, Colorado 24

**Outstanding Player Award**

2001	Strong Safety Waine Bacon
------	---------------------------

**Outstanding Player Award**

2007	Quarterback John Parker Wilson
------	--------------------------------

**TEAM RECORDS**

Bowls Played: (56)

Sugar .....	13	Citrus .....	1
Gator .....	2	Liberty .....	4
Orange .....	8	Hall of Fame .....	1
Blockbuster .....	1	Independence .....	3
Cotton .....	7	Aloha .....	1
Fiesta .....	1	Sun .....	3
Rose .....	6	Music City .....	2
		Bluebonnet .....	2

Bowl Victories: .....	31
Bowl Losses: .....	21
Bowl Ties: .....	3
Most Points: .....	61 Syracuse, 1953 Orange
Most First Downs: .....	29 Nebraska, 1966 Orange;
	Army, 1988 Sun
Most Net Yards Rushing: ..	293 Southern Cal, 1946 Rose
Most Net Yards Passing: ..	412 Army, 1988 Sun
Most Total Offense: .....	586 Syracuse, 1953 Orange
Most Passes Attempted: .....	56 Missouri, 1968 Gator
Most Passes Completed: .....	32 Missouri, 1968 Gator;
	Army, 1988 Sun
Most Field Goal Attempts: .....	5 Ole Miss, 1964 Sugar
Most Yards Penalized: .....	132 Michigan, 2000 Orange
Most Penalties: .....	18 Michigan, 2000 Orange
Most Fumbles Lost: .....	4 Penn State, 1959 Liberty;
	vs. California, 1938 Rose
Points in One Quarter: 22	Boston College, 1943 Orange;
	Stanford, 1935 Rose Bowl
Most Plays: .....	89 Michigan, 1988 Hall of Fame
Most Yards: .....	586 Syracuse, 1953 Orange
Highest Avg. Gain Per Play: ..	7.4 Syracuse, 1953 Orange
Fewest Plays: .....	44 Penn State, 1959 Liberty
Fewest Yards: .....	23 Missouri, 1968 Gator

**RUSHING**

Most Attempts: .....	68 Ohio State, 1978 Sugar
Most Yards: .....	293 Southern Cal, 1946 Rose
Most TDs: .....	4 Syracuse, 1953 Orange
Most Yards Per Rush: .....	6.35 Southern Cal, 1946 Rose
Fewest Rushes: .....	21 Minnesota, 2004 Music City
Fewest Yards: .....	45 Missouri, 1968 Gator

**PASSING**

Most Attempts: .....	52 Army, 1988 Sun
Most Yards: .....	412 Army, 1988 Sun
Most Completions: .....	33 Army, 1988 Sun
Most TDs: .....	3, last Colorado, 2007 Independence
Fewest Attempts: .....	7 Arkansas, 1980 Sugar
Fewest Completions: .....	1 Penn State, 1959 Liberty
Fewest Yards: .....	16 Texas A&M, 1942 Cotton
Most Interceptions: ..	3, last Virginia Tech, 1998 Music City

**TOTAL OFFENSE****Most Plays**

89 .....	Michigan, 1988 Hall of Fame
88 .....	Ohio State, 1995 Citrus
88 .....	Army, 1988 Sun
86 .....	Nebraska, 1966 Orange
81 .....	Colorado, 1991 Blockbuster
80 .....	Colorado, 1969 Liberty
79 .....	Baylor, 1981 Cotton
79 .....	Ohio State, 1978 Sugar
79 .....	Syracuse, 1953 Orange

**Fewest Plays**

44 .....	Texas, 1960 Bluebonnet
47 .....	Penn State, 1959 Liberty
51 .....	Rice, 1954 Cotton
53 .....	Michigan, 1997 Outback
56 .....	Missouri, 1968 Gator
57 .....	Minnesota 2004 Music City
57 .....	Michigan, 2000 Orange
57 .....	Texas, 1982 Cotton

**Most Yards**

586 .....	Syracuse, 1953 Orange
521 .....	Ohio State, 1995 Citrus
518 .....	Nebraska, 1966 Orange
507 .....	Army, 1988 Sun
460 .....	Michigan, 1988 Hall of Fame
436 .....	Nebraska, 1967 Sugar
428 .....	Oklahoma, 1970 Bluebonnet
420 .....	Texas Tech, 2005 Cotton
399 .....	SMU, 1983 Sun
389 .....	Washington, 1986 Sun
389 .....	Ohio State, 1978 Sugar

**Fewest Yards**

23 .....	Missouri, 1968 Gator
75 .....	Texas A&M, 1942 Cotton
103 .....	Texas, 1948 Sugar
131 .....	Penn State, 1959
155 .....	Texas, 1960 Bluebonnet
183 .....	California, 1938 Rose
189 .....	Louisville, 1991 Fiesta
194 .....	Mississippi, 1964 Sugar

**RUSHING****Most Rush Attempts**

68 .....	Ohio State, 1978 Sugar
67 .....	Baylor, 1981 Cotton
64 .....	Colorado, 1991 Blockbuster
62 .....	SMU, 1983 Sun
60 .....	Miami, 1993 Sugar
60 .....	Penn State, 1979 Sugar
58 .....	Nebraska, 1972 Orange
58 .....	Mississippi, 1964 Sugar
57 .....	Illinois, 1982 Liberty
57 .....	Nebraska, 1966 Orange
57 .....	Southern Cal, 1946 Rose

**Fewest Rush Attempts**

21 .....	Minnesota 2004, Music City
26 .....	Texas, 1965 Orange
28 .....	Texas, 1948 Sugar
29 .....	Miami, 1990 Sugar
29 .....	Missouri, 1968 Gator
32 .....	Va. Tech, 1998 Music City
33 .....	Louisville, 1991 Fiesta
33 .....	Utah, 2009 Sugar
34 .....	Oklahoma State, 2006 Independence
35 .....	Michigan, 1997 Outback
35 .....	Rice, 1954 Cotton

**Most Yards Rushing**

293 .....	Southern Cal, 1946 Rose
286 .....	Syracuse, 1953 Orange
284 .....	Arkansas, 1980 Sugar
280 .....	Ohio State, 1978 Sugar
268 .....	Illinois, 1982 Liberty
268 .....	UCLA, 1976 Liberty
267 .....	Miami, 1993 Sugar
251 .....	SMU, 1983 Sun
244 .....	Boston College, 1942 Orange
241 .....	Baylor, 1981 Cotton
241 .....	Nebraska, 1972 Orange

**Fewest Yards Rushing**

45 .....	Missouri, 1968 Gator
21 .....	Minnesota 2004 Music City
31 .....	Utah, 2009 Sugar
38 .....	Miami, 1990 Sugar
41 .....	Texas, 1948 Sugar
49 .....	Texas, 1965 Orange
50 .....	Va. Tech, 1998 Music City
59 .....	Texas A&M, 1942 Cotton
62 .....	Notre Dame, 1975 Orange
65 .....	Texas, 1960 Bluebonnet
95 .....	Louisville, 1991 Fiesta

95 .....	Army, 1988 Sun
----------	----------------

**Most Touchdowns Rushing**

4 .....	Syracuse, 1953 Orange
3 .....	Michigan, 2000 Orange
3 .....	Miami, 1993 Sugar
3 .....	SMU, 1983 Sun
3 .....	Baylor, 1981 Cotton
3 .....	Arkansas, 1980 Sugar
3 .....	Ohio State, 1978 Sugar
3 .....	Colorado, 1969 Liberty
3 .....	Nebraska, 1967 Cotton
3 .....	Nebraska, 1966 Sugar

**Fewest Touchdowns Rushing**

0 .....	most recent: Texas Tech, 2005 Cotton
---------	--------------------------------------

**PASSING****Most Pass Attempts**

52 .....	Army, 1988 Sun
44 .....	Texas, 1965 Orange
43 .....	Miami, 1990 Sugar
40 .....	Michigan, 1988 Hall of Fame
37 .....	Ohio St., 1995 Citrus
36 .....	Minnesota 2004 Music City
35 .....	Virginia Tech, 1998 Music City
35 .....	Louisville, 1991 Fiesta
33 .....	Oklahoma State, 2006 Independence
32 .....	Colorado, 2007 Independence

**Fewest Pass Attempts**

7 .....	Arkansas, 1980 Sugar
7 .....	Texas A&M, 1942 Cotton
8 .....	Penn State, 1959 Liberty
8 .....	Duke, 1945 Sugar
10 .....	Arkansas, 1962 Sugar
11 .....	Ohio State, 1978 Sugar
11 .....	UCLA, 1976 Liberty
11 .....	Mississippi, 1964 Sugar
12 .....	Baylor 1981 Cotton
12 .....	Penn State, 1975 Sugar
12 .....	Southern Cal, 1946 Rose

**Most Pass Completions**

33 .....	Army, 1988 Sun
27 .....	Miami, 1990 Sugar
23 .....	Michigan, 1988 Hall of Fame
22 .....	Minnesota 2004 Music City
22 .....	Syracuse, 1953 Orange
20 .....	Nebraska, 1966 Orange
20 .....	Texas, 1965 Orange
19 .....	Virginia Tech, 1998 Music City
19 .....	Colorado, 2007 Independence
18 .....	Oklahoma State, 2006 Independence

**Fewest Pass Completions**

1 .....	Texas A&M, 1942 Cotton
2 .....	Penn State, 1959 Liberty
3 .....	Nebraska, 1972 Orange
3 .....	Mississippi, 1964 Sugar
4 .....	Miami, 1993 Sugar
4 .....	Arkansas, 1980 Sugar
4 .....	Arkansas, 1962 Sugar
4 .....	Texas, 1948 Sugar
4 .....	Southern Cal, 1946 Rose
4 .....	California, 1937 Rose

**Most Passing Yards**

412 .....	Army, 1988 Sun
317 .....	Ohio State, 1995 Citrus
300 .....	Syracuse, 1953 Orange
298 .....	Texas, 1966 Orange
296 .....	Nebraska, 1966 Orange
279 .....	Nebraska, 1967 Sugar
269 .....	Michigan, 1988 Hall of Fame



## SNAPSHOTS

All-American linebacker Barry Krauss stops Matt Guman just shy of the goal line to lock up the 14-7 Sugar Bowl victory and the national title.

267	.....	Oklahoma State, 2006 Independence
256	.....	Colorado, 2007 Independence
243	.....	Minnesota, 2004 Music City

### Fewest Passing Yards

16	.....	Texas A&M, 1942 Cotton
18	.....	Miami, 1993 Sugar
20	.....	Arkansas, 1962 Sugar
27	.....	Penn State, 1959 Liberty
29	.....	Mississippi, 1964 Sugar
44	.....	California, 1937 Rose
47	.....	Nebraska, 1972 Orange
59	.....	Southern Cal, 1946 Rose

### Most Touchdown Passes

3	.....	Colorado, 2007 Independence
3	.....	Colorado, 1991 Blockbuster
3	.....	Miami, 1990 Sugar
3	.....	Oklahoma, 1970 Bluebonnet
3	.....	Syracuse, 1953 Orange

### Fewest Touchdown Passes

0	.....	most recent: Michigan, 1997 Outback
---	-------	-------------------------------------

### Most Interceptions Thrown

3	.....	Virginia Tech, 1998 Music City
3	.....	Louisville, 1991 Fiesta
3	.....	Texas A&M, 1968 Cotton
3	.....	Mississippi, 1964 Sugar
2	.....	Utha, 2009 Sugar
2	.....	Miami, 1993 Sugar
2	.....	Illinois, 1982 Liberty
2	.....	Penn State, 1979 Sugar
2	.....	Notre Dame, 1975 Orange
2	.....	Texas, 1973 Cotton
2	.....	Missouri, 1968 Gator
2	.....	Nebraska, 1967 Sugar
2	.....	Texas, 1965 Orange
2	.....	Syracuse, 1953 Orange

### Fewest Interceptions Thrown

0	.....	last: Minnesota, 2004 Music City
---	-------	----------------------------------

### Most Interception Return Yards

88	.....	Michigan, 1997 Outback
82	.....	Syracuse, 1953 Orange
78	.....	Illinois, 1982 Liberty
64	.....	Penn State, 1979 Sugar
52	.....	Arkansas, 1980 Sugar
51	.....	Mississippi, 1964 Sugar

### Fewest Interception Return Yards

0	.....	most recent: Michigan, 2000 Orange
---	-------	------------------------------------

### Most Pass Interceptions

7	.....	Illinois, 1982 Liberty (78 yards)
5	.....	Nebraska, 1967 Sugar (34 yards)
4	.....	Penn State, 1979 Sugar (64 yards)
3	.....	Baylor, 1981 Cotton (45 yards)
3	.....	Ohio State, 1978 Sugar (50 yards)
3	.....	Arkansas, 1962 Sugar (20 yards)

### PUNTING

#### Most Punts

16	.....	Texas A&M, 1942 Cotton
10	.....	Penn State, 1979 Sugar
10	.....	Missouri, 1968 Gator
9	.....	Michigan, 2000 Orange
9	.....	Washington, 1986 Sun

#### Fewest Punts

1	.....	Ohio State, 1978 Sugar
2	.....	UCLA, 1976 Liberty
3	.....	Syracuse, 1953 Orange
4	.....	Utah, 2009 Sugar
4	.....	Colorado, 2007 Independence
4	.....	Ohio State, 1995 Citrus
4	.....	Army, 1988 Sun
4	.....	Michigan, 1988 Hall of Fame
4	.....	Oklahoma, 1970 Bluebonnet
4	.....	Nebraska, 1967 Sugar

### Most Punting Yards

581	.....	Texas A&M, 1942 Cotton
419	.....	Missouri, 1968 Gator
412	.....	Washington, 1986 Sun
388	.....	Penn State, 1979 Sugar
324	.....	Oklahoma, 1963 Orange
322	.....	Louisville, 1991 Fiesta
310	.....	Michigan, 2000 Orange

### Fewest Punting Yards

33	.....	Ohio State, 1978 Sugar
53	.....	UCLA, 1976 Liberty
90	.....	Syracuse, 1953 Orange
96	.....	Ohio State, 1995 Citrus
141	.....	Nebraska, 1967 Orange

### Best Punting Average

46.5	.....	Michigan, 1997 Outback
45.7	.....	Washington, 1986 Sun
45.5	.....	Army, 1988 Sun
45.2	.....	Texas, 1982 Cotton
44.5	.....	Miami, 1993 Sugar
43.4	.....	Texas, 1965 Orange
43.3	.....	Nebraska, 1972 Orange
42.7	.....	Rice, 1954 Cotton
42.5	.....	Michigan, 1988 Hall of Fame

### Worst Punting Average

19.8	.....	Southern Cal, 1946 Rose
23.0	.....	Arkansas, 1962 Sugar
24.0	.....	Ohio State, 1995 Citrus
26.5	.....	UCLA, 1976 Liberty
29.0	.....	Virginia Tech, 1998 Music City
29.4	.....	Texas, 1973 Cotton
30.0	.....	Syracuse, 1953
31.2	.....	Nebraska, 1966 Orange
33.0	.....	Texas A&M, 1968 Cotton

**PUNT RETURNS****Most Punt Returns**

6.....	Colorado, 1991 Blockbuster
6.....	Nebraska, 1966 Orange
6.....	Texas, 1965 Orange
5.....	Miami, 1993 Sugar
5.....	Notre Dame, 1975 Orange
5.....	Texas A&M, 1968 Cotton
5.....	Syracuse, 1953 Orange

**Fewest Punt Returns**

0.....	most recent: Michigan, 1997 Outback
--------	-------------------------------------

**Most Punt Return Yards**

168.....	Syracuse, 1953 Orange
136.....	Nebraska, 1972 Orange
108.....	Michigan, 2000 Orange
86.....	Oklahoma State, 2006 Independence
74.....	Colorado, 1991 Blockbuster
73.....	Utah, 2009 Sugar
64.....	Penn State, 1979 Sugar
52.....	Miami, 1993 Sugar

**Fewest Punt Return Yards**

-3.....	Virginia Tech, 1998 Music City
0.....	Colorado, 2007 Independence
0.....	Michigan, 1997 Outback
0.....	Louisville, 1991 Fiesta
0.....	Missouri, 1968 Gator
2.....	Baylor, 1981 Cotton
3.....	Texas, 1982 Cotton

**KICKOFF RETURNS****Most Kickoff Returns**

8.....	Colorado, 1969 Liberty
6.....	Virginia Tech, 1998 Music City
6.....	Louisville, 1991 Fiesta
6.....	Miami, 1990 Sugar
5.....	Colorado, 2007 Independence
5.....	Minnesota, 2004 Music City
5.....	Army, 1988 Sun
5.....	Michigan, 1988 Hall of Fame
5.....	Missouri, 1968 Gator

**Fewest Kickoff Returns**

0.....	Nebraska, 1972 Orange
0.....	Penn State, 1959 Liberty
1.....	Utah, 2009 Sugar
1.....	Michigan, 1997 Outback
1.....	Washington, 1989 Sun

**Most Kickoff Return Yards**

127.....	Colorado, 1969 Liberty
119.....	Army, 1988 Sun
113.....	Oklahoma, 1970 Bluebonnet
101.....	Miami, 1990 Sugar
94.....	Colorado, 2007 Independence
89.....	Missouri, 1968 Gator

**Fewest Kickoff Return Yards**

0.....	Nebraska, 1972 Orange
0.....	Penn State, 1959 Liberty
9.....	Michigan, 1997 Outback
15.....	Utah, 2009 Sugar
16.....	Baylor, 1981 Cotton
18.....	Penn State, 1979 Sugar

**FIRST DOWNS****Most Total First Downs**

29.....	Army, 1988 Sun
29.....	Nebraska, 1966 Orange
28.....	Ohio State, 1995 Citrus
28.....	Michigan, 1988 Hall of Fame
25.....	Ohio State, 1978 Sugar
25.....	Syracuse, 1953 Orange

24.....	Colorado, 1969 Liberty
23.....	SMU, 1983 Sun
23.....	UCLA, 1976 Liberty
23.....	Notre Dame, 1973 Liberty

**Fewest Total First Downs**

1.....	Texas A&M, 1942 Cotton
4.....	Texas, 1960 Bluebonnet
6.....	Missouri, 1968 Gator
7.....	Texas, 1948 Sugar
8.....	Penn State, 1959 Liberty
10.....	Louisville, 1991 Fiesta
10.....	California, 1937 Rose
11.....	Rice, 1954 Cotton
12.....	Michigan, 2000 Orange
12.....	Penn State, 1979 Sugar
12.....	Arkansas, 1962 Sugar

**Most First Downs by Rush**

17.....	Ohio State, 1978 Sugar
17.....	UCLA, 1976 Liberty
16.....	Syracuse, 1953 Orange
14.....	North Carolina, 1993 Gator
14.....	Southern Cal, 1985 Aloha
14.....	Arkansas, 1980 Sugar
14.....	Nebraska, 1966 Orange
13.....	Ohio St., 1995 Citrus
13.....	Miami, 1993 Sugar
13.....	Colorado, 1991 Blockbuster
13.....	SMU, 1983 Sun
13.....	Illinois, 1982 Liberty
13.....	Nebraska, 1972 Orange

**Fewest First Downs by Rush**

0.....	Arkansas, 1962 Sugar
0.....	Texas A&M, 1942 Cotton
1.....	Minnesota, 2004 Music City
2.....	Texas, 1960 Bluebonnet
3.....	Miami, 1990 Sugar
3.....	Notre Dame, 1975 Orange
3.....	Missouri, 1968 Gator
4.....	Texas, 1965 Orange
5.....	Louisville, 1991 Fiesta
5.....	Army, 1988 Sun
5.....	Texas A&M, 1968 Cotton

**Most First Downs by Passing**

23.....	Army, 1988 Sun
18.....	Michigan, 1988 Hall of Fame
14.....	Texas, 1965 Orange
13.....	Colorado, 2007 Independence
13.....	Ohio State, 1995 Citrus
12.....	Nebraska, 1966 Orange
11.....	Notre Dame, 1975 Orange
10.....	Minnesota, 2004 Music City
10.....	Miami, 1990 Sugar
10.....	Oklahoma, 1970 Bluebonnet

**Fewest First Downs by Passing**

1.....	Miami, 1993 Sugar
1.....	Mississippi, 1964 Sugar
1.....	Penn State, 1959 Liberty
1.....	Texas A&M, 1942 Cotton
2.....	Missouri, 1968 Gator
2.....	Texas, 1960 Bluebonnet
3.....	Southern Cal, 1985 Aloha
3.....	Arkansas, 1980 Sugar
3.....	Penn State, 1979 Sugar
3.....	Nebraska, 1972 Orange

**Most First Downs by Penalty**

4.....	Miami, 1990 Sugar
4.....	Colorado, 1969 Liberty
3.....	SMU, 1983 Sun
3.....	Texas A&M, 1968 Cotton
3.....	Nebraska, 1966 Orange

**Fewest First Downs by Penalty**

0.....	most recent: Michigan, 2000 Orange
--------	------------------------------------

**FUMBLES****Most Fumbles**

10.....	Ohio State, 1978 Sugar
7.....	Penn State, 1959 Liberty
6.....	Mississippi, 1964 Sugar
5.....	Baylor, 1981 Cotton
5.....	Notre Dame, 1975 Orange
5.....	Nebraska, 1972 Orange
5.....	Texas A&M, 1968 Cotton

**Fewest Fumbles**

0.....	most recent: Miami, 1993 Sugar
--------	--------------------------------

**Most Fumbles Lost**

4.....	Rice, 1954 Cotton
4.....	Penn State, 1959 Liberty
3.....	Ohio State, 1995 Citrus
3.....	Illinois, 1982 Liberty
3.....	Mississippi, 1964 Sugar
3.....	Arkansas, 1962 Sugar

**Fewest Fumbles Lost**

0.....	most recent: Michigan, 2000 Orange
--------	------------------------------------

**PENALTIES****Most Penalties**

18.....	Michigan, 2000 Orange
11.....	Penn State, 1979 Sugar
10.....	Virginia Tech, 1998 Music City
10.....	Southern Cal, 1985 Aloha
8.....	Michigan, 1997 Outback
8.....	Nebraska, 1966 Orange
8.....	Texas A&M, 1942 Cotton
8.....	Oklahoma State, 2006 Independence

**Fewest Penalties**

1.....	Washington, 1986 Sun
1.....	Texas, 1982 Cotton
1.....	Ohio State, 1978 Sugar
1.....	Notre Dame, 1975 Orange
1.....	Oklahoma, 1963 Orange


**Most Penalty Yards**

132.....	Michigan, 2000 Orange
94.....	Virginia Tech, 1998 Music City
93.....	Southern Cal, 1985 Aloha
89.....	Baylor, 1981 Cotton
81.....	Texas A&M, 1942 Cotton

**SACKS BY ALABAMA****Most Sacks By**

7.....	Colorado, 1991 Blockbuster (33 yards)
5.....	Arkansas, 1980 Sugar (30 yards)
4.....	Virginia Tech, 1998 Music City (27 yards)
4.....	North Carolina, 1993 Gator (24 yards)
4.....	Louisville, 1991 Fiesta (32 yards)
4.....	Illinois, 1982 Liberty (16 yards)





## SNAPSHOTS

Crimson Tide stars Jess Richardson (68), Tommy Lewis (42) and Bobby Marlow (32) enjoy the closing minutes of ninth-ranked Alabama's stunning 61-6 rout of 14th-ranked Syracuse in the 1953 Orange Bowl game on January 1, 1953, in Miami.

### INDIVIDUAL RECORDS

#### MOST POINTS SCORED

- 19 Bobby Luna vs. Syracuse, 1953 Orange (2 TDs, 7 PATs)
- 18 Shaun Alexander vs. Michigan, 2000 Orange (3 TDs)
- 18 Bobby Humphrey vs. Washington, 1986 Sun (3 TDs)

#### RUSHING

##### Most Rushing Attempts

- 28 Derrick Lassic vs. Miami, 1993 Sugar
- 28 Bobby Humphrey vs. Washington, 1986 Sun
- 28 Ricky Moore vs. SMU, 1983 Sun
- 27 Sherman Williams vs. Ohio State, 1995 Citrus
- 27 Bobby Humphrey vs. Michigan, 1988 Hall of Fame
- 27 Johnny Musso vs. Oklahoma, 1970 Bluebonnet

##### Most Yards Rushing

- 166 Sherman Williams vs. Ohio State, 1995 Citrus
- 161 Shaun Alexander vs. Michigan, 2000 Orange
- 159 Bobby Humphrey vs. Washington, 1986 Sun
- 149 Bobby Humphrey vs. Michigan, 1988 Hall of Fame
- 138 Johnny Musso vs. Oklahoma, 1970 Bluebonnet

##### Most Touchdowns Rushing

- 3 Shaun Alexander vs. Michigan, 2000 Orange
- 2 most recent: Derrick Lassic vs. Miami, 1993 Sugar

##### Longest Rushing Touchdown

- 67 Dixie Howell vs. Stanford, 1935 Rose
- 64 Bobby Humphrey vs. Washington, 1986 Sun
- 50 Shaun Alexander vs. Michigan, 2000 Orange
- 46 Shaun Alexander vs. Michigan, 1997 Outback
- 43 Monk Campbell vs. Washington State, 1931 Rose

### PASSING

#### Most Pass Attempts

- 52 David Smith vs. Army, 1988 Sun
- 43 Gary Hollingsworth vs. Miami, 1990 Sugar
- 40 Jeff Dunn vs. Michigan, 1988 Hall of Fame
- 37 Jay Barker vs. Ohio State, 1995 Citrus
- 37 Scott Hunter vs. Missouri, 1968 Gator
- 37 Joe Namath vs. Texas, 1965 Orange

#### Most Pass Completions

- 33 David Smith vs. Army, 1988 Sun
- 27 Gary Hollingsworth vs. Miami, 1990 Sugar
- 23 Jeff Dunn vs. Michigan, 1988 Hall of Fame

#### Most Yards Passing

- 412 David Smith vs. Army, 1988 Sun
- 317 Jay Barker vs. Ohio State, 1995 Citrus
- 296 Steve Sloan vs. Nebraska, 1966 Orange
- 269 Jeff Dunn vs. Michigan, 1988 Hall of Fame
- 256 John Parker Wilson vs. Colorado, 2007 Independence
- 255 Joe Namath vs. Texas, 1965 Orange

#### Best Completion Percentage

- 1.000 Tyler Watts vs. Michigan (6-6), 2000 Orange
- 1.000 Harry Gilmer vs. Duke (8-8), 1945 Sugar
- .833 Richard Todd vs. Penn State (10-12), 1975 Sugar

#### Longest Pass Completion

- 61 Johnny Cain to John Suther vs. Washington, 1931 Rose
- 59 Dixie Howell to Don Hutson vs. Stanford, 1935 Rose
- 59 Grant Gillis to J.M. Brown vs. Washington, 1926 Rose
- 55 Ned Hayden to Griff Langston vs. Colorado, 1969 Liberty
- 55 Richard Todd to Ozzie Newsome vs. Penn State, 1975 Sugar

### RECEIVING

#### Most Receptions

- 9 Marco Battle vs. Army, 1988 Sun
- 9 Greg Payne vs. Army, 1988 Sun
- 8 Shaun Alexander vs. Virginia Tech, 1998 Music City
- 8 Sherman Williams vs., Ohio State, 1995 Citrus
- 8 Joe Curtis vs. Syracuse, 1953 Orange

#### Most Yards Receiving

- 178 Ray Perkins vs. Nebraska, 1967 Sugar
- 155 Sherman Williams vs. Ohio State, 1995 Citrus
- 126 Russ Schamun vs. Notre Dame, 1975 Orange

#### Most Touchdowns Receiving

- 2 Don Hutson vs. Stanford, 1935 Rose
- 2 Ray Perkins vs. Nebraska, 1966 Orange

### ALL-PURPOSE YARDS

1. 359\* Sherman Williams (116 Rush, 155 Rec., 38 KOR) vs. Ohio State, 1995 Citrus
2. 223 Bobby Humphrey (149 Rush, 34 Rec., 21 KOR) vs. Washington, 1986 Sun
3. 197 Bobby Humphrey (159 Rush, 43 Rec., 14 KOR) vs. Michigan, 1988 Hall of Fame
4. 182 Shaun Alexander (161 Rush, 21 Rec.) vs. Michigan, 2000 Orange

\* NCAA Record

### TOTAL OFFENSE

1. 382 David Smith (412 Pass, -30 Rush) vs. Army, 1988 Sun
2. 315 Jay Barker (317 Pass, -2 Rush) vs. Ohio State, 1995 Citrus
3. 296 Steve Sloan (296 Pass, 0 Rush) vs. Nebraska 1966 Orange
4. 280 John Parker Wilson (256 Pass, 24 Rush) vs. Colorado, 2007 Independence
5. 261 Jeff Dunn (269 Pass, -8 Rush) vs. Michigan, 1988 Hall of Fame

# KICKOFF RETURNS

## Most Kickoff Returns

- 7 Sherman Williams vs. Ohio State, 1995 Citrus
- 6 Steve Williams vs. Nebraska, 1972 Orange
- 5 Javier Arenas vs. Utah, 2009 Sugar

## Most Kickoff Return Yards

- 146 Sherman Williams vs. Miami, 1993 Sugar
- 134 Javier Arenas vs. Utah, 2009 Sugar
- 122 Steve Williams vs. Nebraska, 1972 Orange

## Longest Kickoff Return

- 62 Lou Ikner vs. Penn State, 1979 Sugar
- 61 Joey Jones vs. Texas, 1982 Cotton

# PUNT RETURNS

## Most Returns

- 6 David Palmer vs. Colorado, 1991 Blockbuster
- 5 David Palmer vs. Miami, 1993 Sugar
- 5 Willie Shelby vs. Notre Dame, 1975 Sugar
- 4 Freddie Milons vs. Michigan, 2000 Orange
- 4 Willie Shelby vs. Penn State, 1975 Sugar
- 4 Robert McKinney vs. Nebraska, 1972 Orange

## Most Punt Return Yards

- 108 Freddie Milons vs. Michigan, 2000 Orange (1 TD, 62 yards)
- 86 Javier Arenas vs. Oklahoma State, 2006 Independence (1TD, 86 yards)
- 95 Sherman Williams vs. Miami, 1993 Sugar
- 74 David Palmer vs. Colorado, 1991 Blockbuster
- 73 Javier Arenas vs. Utah, 2009 Sugar

## Longest Punt Return

- 86 Javier Arenas (TD) vs. Oklahoma State, 2006 Independence
- 80 Cecil Ingram (TD) vs. Syracuse, 1953 Orange
- 78 Sherman Williams (TD) vs. Miami, 1993 Sugar
- 73 Javier Arenas (TD) vs. Utah, 2009 Sugar
- 72 Jimmie Nelson (TD) vs. Texas A&M, 1942 Cotton
- 62 Freddie Milons vs. Michigan, 2000 Orange

# PUNTING

## Most Punts

- 10 Woody Umphrey (388 yards) vs. Penn State, 1979 Sugar Bowl
- 10 Frank Mann (419 yards) vs. Missouri, 1968 Gator
- 9 Patrick Morgan (310 yards) vs. Michigan, 2000 Orange Bowl
- 9 Chris Mohr (412 yards) vs. Washington, 1986 Sun
- 8 Tank Williamson (322 yards) vs. Louisville, 1991 Fiesta Bowl
- 8 Bill Smith (306 yards) vs. Miami, 1990 Sugar

## Most Punting Yards

- 419 Frank Mann (10 punts) vs. Missouri, 1968 Gator
- 412 Chris Mohr (9 punts) vs. Washington, 1986 Sun
- 388 Woody Umphrey (10 punts) vs. Penn State, 1979 Sugar Bowl
- 322 Tank Williamson (8 punts) vs. Louisville, 1991 Fiesta

## Best Punting Average

- 46.5 Hayden Stockton (6 for 279) vs. Michigan, 1997 Outback
- 46.3 Greg Gantt (6 for 278) vs. Notre Dame, 1973 Sugar
- 45.7 Chris Mohr (9 for 412) vs. Washington, 1986 Sun
- 45.5 Chris Mohr (4 for 182) vs. Army, 1988 Sun
- 45.0 P.J. Fitzgerald (4 for 180) vs. Colorado, 2007 Independence
- 44.5 Bryne Diehl (6 for 267) vs. Miami, 1993 Sugar
- 43.5 Greg Gantt (7 for 303) vs. Nebraska, 1972 Orange
- 43.5 Daniel Pope (4 for 174) vs. Virginia Tech, 1998 Music City



# SNAPSHOTS

Alabama defeated Miami, 34-13, in the 1993 Sugar Bowl with the help of George Teague to win the 1992 national championship.

# FIELD GOALS

## Most Field Goal Attempts

- 5 Tim Davis vs. Mississippi, 1964 Sugar
- 3 Leigh Tiffin vs. Utah, 2009 Sugar
- 3 Leigh Tiffin vs. Colorado, 2007 Independence
- 3 Michael Proctor vs. Ohio State, 1995 Citrus
- 3 Philip Doyle vs. Army, 1988 Sun
- 3 Peter Kim vs. Baylor, 1981 Cotton

## Most Field Goals Made

- 4 Tim Davis vs. Mississippi, 1964 Sugar
- 3 Leigh Tiffin vs. Colorado, 2007 Independence
- 3 Philip Doyle vs. Army, 1988 Sun
- 3 Peter Kim vs. Baylor, 1981 Cotton

## Longest Field Goal Made

- 52 Leigh Tiffin vs. Utah, 2009 Sugar
- 51 Philip Doyle vs. Michigan, 1988 Hall of Fame
- 50 Greg Gantt vs. Texas, 1973 Cotton
- 48 Van Tiffin vs. Southern Cal, 1985 Aloha
- 48 Tim Davis vs. Mississippi, 1964 Sugar
- 46 Tim Davis vs. Mississippi, 1964 Sugar
- 45 Philip Doyle vs. Miami, 1990 Sugar
- 43 Jon Brock vs. Michigan, 1997 Outback
- 42 Peter Kim vs. Baylor, 1981 Cotton
- 41 Leigh Tiffin vs. Colorado, 2007 Independence

# INTERCEPTIONS

## Most Interceptions

- 3 Jeremiah Castille vs. Illinois, 1982 Liberty
- 2 Kermit Kendrick vs. Washington, 1986 Sun
- 2 Steve Wade vs. Texas, 1973 Cotton

## Longest Interception Return

- 88 Dwayne Rudd (TD) vs. Michigan, 1997 Outback
- 75 Hugh Morrow (TD) vs. Duke, 1945 Sugar
- 60 Buster Hill (TD) vs. Syracuse, 1953 Orange
- 49 Mark McMillian vs. Colorado, 1991 Blockbuster



# TOP BOWL TEAM

*"It's a College Football Record 56 Bowl Appearances."*

Alabama defeated Texas Tech  
13-10 in the 2006 Cotton Bowl.







The Tide has been to more bowl games (**57**) than any team in the country.

The Alabama football team has made an NCAA-leading 57 bowl appearances. The Crimson Tide has played in more bowl games (57) and earned more bowl wins (31) than any team in college football history. Alabama has 13 Sugar Bowl appearances and more Sugar Bowl wins (eight) than any other program in the bowl's storied history. The Tide has also made eight Orange Bowl appearances, seven Cotton Bowl appearances and played in seven Rose Bowl games in their history. Alabama has been bowlbound for six consecutive seasons, something that has not happened since the Crimson Tide played in 10 straight bowl games from 1985-94.

1926	Rose	Alabama 20, Washington 19	1986	Sun	Alabama 28, Washington 6
1927	Rose	Alabama 7, Stanford 7	1988	Hall of Fame	Michigan 28, Alabama 24
1931	Rose	Alabama 24, Washington State 0	1988	Sun	Alabama 29, Army 28
1935	Rose	Alabama 29, Stanford 13	1990	Sugar	Miami 33, Alabama 25
1938	Rose	California 13, Alabama 0	1991	Fiesta	Louisville 34, Alabama 7
1942	Cotton	Alabama 29, Texas A&M 21	1991	Blockbuster	Alabama 30, Colorado 25
1943	Orange	Alabama 37, Boston College 21	1993	Sugar	Alabama 34, Miami 13
1945	Sugar	Duke 29, Alabama 26	1993	Gator	Alabama 24, North Carolina 10
1946	Rose	Alabama 34, Southern Cal 14	1995	Citrus	Alabama 24, Ohio State 17
1948	Sugar	Texas 27, Alabama 7	1997	Outback	Alabama 17, Michigan 14
1953	Orange	Alabama 61, Syracuse 6	1998	Music City	Virginia Tech 38, Alabama 7
1954	Cotton	Rice 28, Alabama 6	2000	Orange	Michigan 35, Alabama 34 (OT)
1959	Liberty	Penn State 7, Alabama 0	2001	Independence	Alabama 14, Iowa State 13
1960	Bluebonnet	Alabama 3, Texas 3	2004	Music City	Minnesota 20, Alabama 16
1962	Sugar	Alabama 10, Arkansas 3	2005	Cotton	Alabama 13, Texas Tech 10
1963	Orange	Alabama 17, Oklahoma 0	2006	Independence	Oklahoma St. 34, Alabama 31
1964	Sugar	Alabama 12, Mississippi 7	2007	Independence	Alabama 30, Colorado 24
1965	Orange	Texas 21, Alabama 17	2009	Sugar	Utah 31, Alabama 17
1966	Orange	Alabama 39, Nebraska 28	2010	Texas	
1967	Sugar	Alabama 34, Nebraska 7			
1968	Cotton	Texas A&M 20, Alabama 16			
1968	Gator	Missouri 35, Alabama 10			
1969	Liberty	Colorado 47, Alabama 33			
1970	Bluebonnet	Alabama 24, Oklahoma 24			
1972	Orange	Nebraska 38, Alabama 6			
1973	Cotton	Texas 17, Alabama 13			
1973	Sugar	Notre Dame 24, Alabama 23			
1975	Orange	Notre Dame 13, Alabama 11			
1975	Sugar	Alabama 13, Penn State 6			
1976	Liberty	Alabama 36, UCLA 6			
1978	Sugar	Alabama 35, Ohio State 6			
1979	Sugar	Alabama 14, Penn State 7			
1980	Sugar	Alabama 24, Arkansas 9			
1981	Cotton	Alabama 30, Baylor 2			
1982	Cotton	Texas 14, Alabama 12			
1982	Liberty	Alabama 21, Illinois 15			
1983	Sun	Alabama 28, SMU 7			
1985	Aloha	Alabama 24, Southern Cal 3			

## HOW SWEET IT IS.


Here is a breakdown of the Tide's bowl appearances by bowl;

<b>13</b>	<b>SUGAR</b>
<b>8</b>	<b>ORANGE</b>
<b>7</b>	<b>COTTON</b>
<b>7</b>	<b>ROSE</b>
<b>4</b>	<b>LIBERTY</b>
<b>3</b>	<b>INDEPENDENCE</b>
<b>3</b>	<b>SUN</b>
<b>2</b>	<b>BLUEBONNET</b>
<b>2</b>	<b>GATOR</b>
<b>2</b>	<b>MUSIC CITY</b>
<b>1</b>	<b>ALOHA</b>
<b>1</b>	<b>BLOCKBUSTER</b>
<b>1</b>	<b>CITRUS</b>
<b>1</b>	<b>HALL OF FAME</b>
<b>1</b>	<b>FIESTA</b>
<b>1</b>	<b>OUTBACK</b>



The Alabama Crimson Tide is making their seventh Rose Bowl appearance. The last time the Rose Bowl hosted Alabama was in 1946, where Alabama defeated Southern Cal, 34-14.





## The Rose Bowl

January 1, 1926  
Alabama 20, Washington 19

PASADENA, Calif. — Trailing 12-0 at halftime, Coach Wallace Wade's Alabama team battled back in the second half to capture a thrilling 20-19 win over Washington in the Crimson Tide's first bowl outing. It was a game that is still remembered as one of the all-time finest and the Tide victory brought new and permanent respect from all sections for Southern football.

Washington's great halfback, George Wilson, was everything he had been billed as being. He carried the ball for 134 yards, completed five passes for 77 yards and two touchdowns. But Alabama put him out of the game for 22 minutes with injuries and it was during those 22 minutes that the Crimson Tide scored all of its points.

Wilson missed the third quarter, and that's when Alabama scored its 20 points, all in seven minutes. First it was Pooley Hubert scoring from the one with Bill Buckler kicking the point after. After holding Washington and forcing a punt, Grant Gillis faded back from his own 41 and found Johnny Mack Brown at the Husky 25.

"All I had to do was sidestep one man and I was across," remembers Brown.

A fumble gave Alabama another chance at the Washington 30. On first down Hubert told Brown to run as fast as he could for the goal. "When I reached the three, I looked around," says Brown. "Sure enough, the ball was coming down over my shoulder. I took it in stride, used my stiff arm on one man and went over carrying somebody. The place was really in an uproar."

Washington scored a final time in the fourth quarter, but they couldn't overcome Bama's lead. And Alabama was off and running to Bowl history.

Alabama	0	0	20	0	—	20
Washington	6	6	0	7	—	19

Alabama — Touchdowns: Hubert (1, right guard), J.M. Brown 2 (59, pass from Gillis of 34, run of 25; 30, pass from Hubert of 27, run of 3). Points after touchdown: Buckler 2.

Washington — Touchdowns: Patton (1, left tackle), Cole (20, pass from Wilson), Guttormsen (27, pass from Wilson of 17, run of 10). Point after touchdown: Cook.



## The Rose Bowl

January 1, 1927  
Alabama 7, Stanford 7

PASADENA, Calif. — Wallace Wade was invited to return with Alabama for the 1927 renewal after another perfect season. His great backs of 1925 were gone and he was not wealthy in reserves.

It was a team with some unusually colorful nicknames: for example, Lovely Barnes, Goofy Bowdoin, Snake Vines and Rosy Caldwell.

The bowl was packed with 57,417. Gross receipts were \$218,047 — the highest ever. Approximately \$100,000 was refunded.

Stanford scored first, George Bogue passed five yards to end Ed Walker, who ran the remaining 15 yards for a touchdown. Bogue then kicked the point after and Stanford held its 7-0 first quarter lead until the final period.

With just four minutes to go, Alabama blocked a Stanford punt with center Clarke (Babe) Pearce leaping through to deflect the ball. Bama took over on the Stanford 14.

Into the game went 170-pound Jimmy Johnson at halfback. A dislocated shoulder had prevented him from playing much. First it was Wu Winslett getting three yards, then Johnson knifing forward for seven. Winslett smashed to the one. Then Johnson banged into right guard, the resistance crumpling under his charge. It was 7-6 now. A ruse was coming up next.


As the teams lined up for the crucial extra point attempt with the crowd respectfully hushed, Captain Emile Barnes barked signals. Suddenly someone shouted "signals off." Stanford's line stood at ease in anticipation of another signal sequence. At that moment center Gordon Holmes snapped the ball to Winslett who touched it down. Unrushed and with plenty of time. Herschel Caldwell smoothly kicked it through the posts and over the bar.

The 7-7 game ended three plays later.

Alabama	0	0	0	7	—	7
Stanford	7	0	0	0	—	7

Alabama — Touchdown: Johnson (1, right guard). Point after touchdown: Caldwell.

Stanford — Touchdown: Walker (20, pass from Bogue of 5, run of 15). Point after touchdown: Bogue.



## The Rose Bowl

January 1, 1931  
Alabama 24, Washington State 0

PASADENA, Calif. — This was Wallace Wade's last Alabama team before he left for Duke and it typified the personality of the coldly efficient strategist. Alabama crushed Washington State, 24-0, before 60,000.

Wade announced on New Year's Eve that he planned to start his second team. The writers were incredulous. But Wade, who felt Alabama was two touchdowns better, meant it and in fact did open with his second unit.

The Cougars held the upper hand most of the first quarter but didn't come close to scoring. Late in the period Wade inserted his first string and things began to pop.

After 13 straight plays on the ground, from its own 39, Bama's left end Jimmy Moore returned and sped into his own backfield. He received the ball from fullback John Cain, took a few more steps and spiraled a long pass downfield. Left halfback John (Flash) Suther, galloping at high speed, gathered it in smoothly on the Washington State 22. In a flash he was in the end zone.

Bama center Jess Eberdt intercepted a Cougar pass on the WSU 47. Moore again passed, hitting end Ben Smith on the Cougar one. Monk Campbell powered in for the score.

Lightning struck quickly the next time Alabama got the ball. Campbell, on a beautifully setup fake to Moore, shot through left guard. He wriggled free of a State man's clutches and bolted 43 yards to score. These 21 points had come within a stretch of six minutes of the second quarter.

Wade's second team was on the field in the third quarter when the final points were registered. Guard J. B. (Ears) Whitworth, later head coach at Alabama, kicked a field goal from the 30.

Alabama	0	21	3	0	—	24
Washington State	0	0	0	0	—	0

Alabama — Touchdowns: Campbell 2 (1, right guard; 43, left guard). Suther (61, pass from Moore of 39, run of 22). Field goal: Whitworth (30, placekick). Point after touchdown: Campbell 3.



**The Rose Bowl**  
January 1, 1935  
Alabama 29, Stanford 13

PASADENA, Calif. — "Dixie Howell, the human howitzer from Hartford, Ala., blasted the Rose Bowl dreams of Stanford today with one of the greatest all-around exhibitions football has ever known," was the lead written by all-time great Grantland Rice.

Alabama blasted Stanford, 29-13, with Howell teaming with the incomparable pass catching end, Don Hutson, to electrify the crowd of 84,474 with a 22-point second quarter outbreak.

In those 15 minutes Alabama amassed 150 yards on passes and another 106 on the ground. Howell himself gained 96 yards in the air on four completions to Hutson and three more to end Paul (Bear) Bryant. Dixie also ran 96 yards, including a sensational 67-yard spring for a touchdown.

Alabama had the ball for four plays in the first quarter and made four yards. Stanford recovered a Tide fumble on the 27 yard line and drove for a score with Bobby Grayson pounding right tackle for the final foot.

Howell scored from the five early in the second quarter to tie the game. Stanford, though, chose to kickoff to show Bama's scoring was a fluke. On fourth down with the ball on the Stanford six, Hutson held while Riley Smith kicked a 22-yard field goal. Now it was 9-7, and Stanford kicked off again.

Two plays later Howell swung to his right and swerved for the sidelines. He ran 67 yards and the crowd was on its feet, agog at this masterly piece of running.


The Howell to Hutson battery was quiescent until the early part of the fourth quarter. From the Alabama 41 it struck. Don caught Dixie's long spiral on the Stanford 30 and whizzed for his second touchdown.

When Howell left the field late in the game after a 52-yard punt, he had gained 111 yards running, 160 yards passing (nine completions in 12 attempts) and had punted six times for an average of 43.8 yards.

"No team in the history of football, anywhere, anytime, has passed the ball as Alabama passed it today," wrote Ralph McGill in the Atlanta Constitution. "And no man ever passed as did Dixie Howell, the swift sword of the Crimson attack."

Alabama	0	22	0	7	—	29
Stanford	7	0	6	0	—	13

Alabama — Touchdowns: Howell 2 (5, left guard; 67, right end). Hutson 2 (54, pass from Riley of 24, run of 30; 59, pass from Howell of 29, run of 30). Field goal: Smith (22, placekick). Points after touchdown: Smith 2.  
Stanford — Touchdowns: Grayson (1, right tackle), Van Dellen (12, right end). Point after touchdown: Moscrip.



**The Rose Bowl**  
January 1, 1938  
California 13, Alabama 0

PASADENA, Calif. — Frank Thomas' 1937 Alabama team was not one of his best, but none was better coached or accomplished quite so much with what it had.

The Crimson Tide experienced several close calls. Sandy Sanford literally kicked his team to Pasadena. In the game with Tulane, Sanford booted a late fourth-quarter field goal of 32 yards when Alabama had only six men on the line of scrimmage. The illegal formation was undetected by officials. The Tide won, 9-6. Sanford beat Vanderbilt 9-7 with another late-game field goal.

In the Rose Bowl, there was no opportunity for Sanford's heroics. Alabama was subdued 13-0.

California, coached by Leonard B. (Stub) Allison, demonstrated too much power and speed, better balance, and some exceptionally skilled and rugged players in center Bob Herwig, end Perry Schwartz, quarterback Johnny Meek, guard Vard Stockton, and halfback Sam Chapman, the latter soon to become a major league outfielder.

But the star of the game was Vic Bottari, a junior tailback who started his career as a virtual nonentity on the Golden Bear squad. Bottari scored both touchdowns against Alabama on almost identical plays in the second and third quarters, quick, well-escorted trips around right end of three and five yards respectively.

California punched over touchdown No. 1 to culminate a 63-yard 12-play land march. Alabama couldn't check driving, brutal power smashes accompanied by paralyzing blocking. The Bears hammered out No. 2, pushing the Tide 48 yards in nine whacks in much the same fashion. No passes were thrown on this scoring sweep as well.

Alabama lost the ball on fumbles four times and suffered four pass interceptions. One scoring opportunity was muffed on the California one and another on the six, both on fumbles. The Bears tackled with crunching, stunning force.

"It was a heartbreaker," said Alabama captain Leroy Monsky. "I still try to blank it from my mind."

A check for \$104,129.94 from gross receipts of \$293,372.61 helped to ease some of the grief felt by the Alabama party.

California	0	7	6	0	—	13
Alabama	0	0	0	0	—	0

California — Touchdowns: Bottari 2 (3, right end; 5, right end). Point after touchdown: Chapman.



**The Cotton Bowl**  
January 1, 1942  
Alabama 29, Texas A&M 21

DALLAS, Texas — It wasn't a very festive atmosphere, since most of the nation was thinking about World War II, but Alabama's opportunist Crimson Tide whipped Texas A&M 29-21 under very bizarre circumstances.

The Tide made only one first down. A&M had 13. Bama picked up only 75 yards total offense, as opposed to 309 for the Aggies. The Tiders clicked on just one pass while A&M completed 13 and Bama ran just 32 plays as opposed to 79 by the Texans.

Yet the Tide led 29-7 midway in the fourth quarter, held off an Aggie rush at the end and wound up with one of the most amazing bowl wins ever.

The significant statistics were seven Alabama pass interceptions and five fumble recoveries, for a total of 12 turnovers against A&M.

A&M scored first, Chal Daniels passing to Bob Crowley. Later in the second quarter Daniels fumbled and Don Whitmire recovered on the Aggie 24. Jimmie Nelson passed to Holt Rast for 16. Two passes failed. On a no-shift play, Nelson reversed to Russ Craft for an eight-yard score.

In the third quarter Nelson returned a punt 72 yards to put Bama ahead. In the same quarter Nelson punted to Daniels who fumbled, with Sam Sharpe grabbing it for the Tide on the A&M 21. Nelson quickly scored, romping 21 yards around right end.

In the final period another A&M interception put Alabama in business on the Aggie 17. George Hecht wound up kicking a 31-yard field goal to make it 23-7.

Alabama's final score was another unique play. A&M had the ball and Derence Moser passed, had it tipped into the hands of Holt Rast who jogged 10 yards into the end zone. It was 29-7. The Aggies scored twice in the fourth quarter to narrow the gap, but the alert Tidesmen won the only statistical battle that counted — the score.

Alabama	0	7	13	9	—	29
Texas A&M	0	7	0	14	—	21

Alabama — Touchdowns: Craft (2, left end), Nelson 2 (72, punt return; 21, right end), Rast (10, intercepted pass by Moser, tipped by Webster). Field goal: Hecht (31, placekick). Points after touchdown: Hecht 2.

Texas A&M — Touchdowns: Crowley (18, pass from Daniels of 15, run of 8), Webster (1, right tackle), Sterling (43, pass from Moser, tipped by Nelson). Points after touchdown: Webster 3.





## The Orange Bowl

January 1, 1943

Alabama 37, Boston College 21

MIAMI, Fla. — Stung by two first quarter Boston College touchdowns, Alabama's All-American center Joe Domnanovich called his team into a huddle as they awaited a kickoff. "Don't give up," he said, simply but firmly. "We haven't had a chance to go with the ball yet. We're going to receive and we're going to run them into the ground."

Twenty minutes later, at halftime, Alabama was in front, 22-21, and won the game, 37-21.

Mike Holovak, the Eagles' swift-striding right halfback, scored on runs of 65 and 35 yards to put Boston College in front early. Then Bama went to work.

Russ Craft, Dave Brown, Johnny August and Russ Mosley tore off big chunks of turf and the Eagle defense caved in. Bobby Tom Jenkins raced 40 yards for one score. Boston College made a comeback effort and went ahead 21-19 just before halftime but George Hecht booted a 25-yard field goal to put Bama on top, 22-21 at intermission. The Tide added 15 more points in the second half.

Wheeler Leeth scored on a 14-yard pass from Mosley. Ted Cook grabbed a 17-yard scoring aerial from August. Jenkins scored twice on runs of 40 and one, and August faked a pass and ran around right end for a 15 yard score. Hecht kicked a field goal and two extra points and Domnanovich even put two points on the board by tackling an Eagle in the end zone for a safety.


The Boston press treated the game from an unbiased standpoint.

Bill Cullingham, widely respected columnist for the Boston Post, wrote, "When you're beaten as clearly and as splendidly as was Boston College today, the only thing to do is stand and salute as the victors go by. It was a fine game, played in the truest tradition of sportsmanship, brilliantly won and gallantly lost in a magnificent setting, so in taste with the times that none who saw it will ever forget it."

Alabama	0	22	6	9	—	37
Boston College	14	7	0	0	—	21

Alabama — Touchdowns: Leeth (14, pass from Mosley of 9, run of 5), Cook (17, pass from August), Jenkins 2 (40, left end; 1, left guard), August (15, fake pass, right end). Field goal: Hecht (25, placekick). Points after touchdown: Hecht 2. Safety: Domnanovich tackled Connolly in end zone on play from Boston College 7.

Boston College — Touchdowns: Holovak 3 (65, left end, lateral from Doherty; 35, left end; 2, right guard). Points after touchdown: Connolly 3.



## The Sugar Bowl

January 1, 1945

Duke 29, Alabama 26

NEW ORLEANS, La. — If you said the 1945 Sugar Bowl game was charged with drama every minute, it wouldn't be much of an exaggeration.

The lead changed four times. The outcome was uncertain until the last second. The heart-throbbing finish pulled 72,000 people out of their seats.

In the last analysis, it was the power and experience of Duke's Navy trainees that prevailed over Alabama's inspired wartime civilian group, 29-26.

Harry Gilmer hit the tough Duke line hard for important gains and made many tackles, personally downing the Blue Devil ball carrier after every kickoff.

One pass in particular stood out. Forced far back, Harry tripped over one Duke man. Two more Blue Devils got a piece of him. Suddenly, he broke loose for an instant, leaped high, and whipped the ball 41 yards to Ralph Jones, a big end.

In bowl history never has one so young performed so brilliantly.

On the last play he fired another long pass to Jones, who just missed going for a touchdown on a 33-yard gainer to Duke's 25.

Duke led early, 7-0, but Gilmer's aerial craft set up three Crimson Tide touchdowns before Duke could score again, making it 19-13 at halftime.

Trailing 20-19 early in the 4th quarter, Alabama threw back the Blue Devils on the Tide 12. But they surged forward again, this time with Hugh Morrow intercepting a Cliff Lewis pass and running 75 yards for the score.

Duke took the kickoff and wasn't stopped until the goal line was a yard away.

With three minutes remaining, Coach Frank Thomas took a calculated risk and sent in orders to give up two points through an intentional safety. Thomas hoped for a long high punt from the 20 by John Wade, who would have plenty of time.

The strategy backfired. The punt sailed 40 yards. Clark returned it 20 yards to Alabama's 40. The Blue Devils cracked the Tide defense for the touchdown in two inspired runs.

Duke	7	6	7	9	—	29
Alabama	12	7	0	7	—	26

Duke — Touchdowns: Clark 2 (14, fake pass, through the middle; 20, right tackle), Davis 2 (1, center plunge; 1, center plunge). Points after touchdown: Raether 3. Safety: Gilmer knelt in end zone intentionally on play from Alabama 1.

Alabama — Touchdowns: Hodges 2 (1, plunge; 1, plunge), Jones (10, pass from Gilmer), Morrow (75, intercepted pass by Lewis). Points after touchdown: Morrow 2.



## The Rose Bowl

January 1, 1946

Alabama 34, Southern California 14

PASADENA, Calif. — This was Alabama's sixth and final trip to the Rose Bowl and although the Crimson Tide had enjoyed great success against the West Coast powers, a lot of coast writers and fans always said, "but you've never played Southern Cal." You didn't hear much of that commentary after this one. Bama won, 34-14.

At halftime, Alabama led 20-0. Troy's 21 plays had resulted in a net loss of 24 yards. Not until the score was 27-0 in the third quarter did Southern Cal make a first down.

Alabama's "wooden horse" toppled the men of Troy like no team ever before. Southern Cal had won eight straight Pasadena battles since 1923. Fortunately, Coach Frank Thomas was merciful. For Thomas it was his last bowl trip as a coach. His health began to fail in 1946 and he was forced to give up coaching in 1947. He died May 10, 1954.

Alabama outgained USC 351 to 41. Troy's pitiful running offense netted just six yards.


Harry Gilmer, the Crimson Tide's extraordinary passer, threw only 11 times, resulting in one touchdown. But he ran for 116 yards on 16 carries. Hal Self scored twice, sneaking over from the one and on a 24-yard Gilmer pass. Gilmer went over from the one, and Lowell Tew hit left guard from the two for points and Norwood Hodges scored up the middle on a one-yard plunge. Hugh Morrow kicked four extra points.

The great bowl victory assured Coach Thomas a place among the all-time greats. Captain Tom Whitley 15 years later remarked: "Coach Thomas' system would go today. He used innovations no scout could capture with notes and against which no defense could be surely set."

Alabama	7	13	7	7	—	34
Southern Cal	0	0	0	14	—	14

Alabama — Touchdowns: Self 2 (1, sneak; 24, pass from Gilmer of 3, run of 21), Gilmer (1, left guard), Tew (2, left guard), Hodges (1, center). Points after touchdown: Morrow 4.

Southern California — Touchdowns: Adelman (20, pass from Lillywhite), Clark (Doornbos blocked Grysk's punt from Alabama 28, recovered by Clark and run for touchdown). Points after touchdown: Lillywhite 2.



## The Sugar Bowl

January 1, 1948  
Texas 27, Alabama 7

NEW ORLEANS, La. — It is a peculiar fact that some of the most celebrated backs in the Southeastern Conference came to grief in New Orleans in their final game. Names coming to mind of those so ill-fated are Billy Cannon (1960), Johnny Majors (1957), Hank Lauricella (1952), and Harry Gilmer (1948).

Three years before, Gilmer, the Alabama sharp-shooter, had heard the multitudes roar of applause in the Sugar Bowl. It was a far cry from the reaction of 72,000 fans who saw Texas thwart Gilmer and the Crimson Tide, 27-7, in 1948. He completed only three of his 11 passes and ran for a mere five yards. By his own evaluation it was the worst day of his college career.

Loudest cheers went to Texas quarterback Bobby Layne. He sent the ball aloft 24 times and made connections ten times for gains totaling 183 yards. Ground attacks were virtually non-existent. Alabama was restricted to 41 yards. Texas to 59 rushing.

The Tide was not outplayed to the extent the score would indicate. The difference could have been a touchdown. The first half ended in a 7-7 standoff. Texas' last three touchdowns were achieved by their defense. Bama committed three expensive errors, having a punt blocked, having a pass intercepted and run back for a touchdown and losing a fumble in its own territory.

The entire left side of the Longhorns' line swarmed into the backfield when Norman Mosley tried to punt from Alabama's 25 in the third quarter. Left tackle George Petrovich blocked the kick and left guard Vic Vasicek recovered in the end zone for a touchdown.

Alabama appeared to wilt after that but displayed the heart to stall Texas drives twice within its 10. Then with six minutes left and the Tide gambling to tie or win, Gilmer was rushed hard and threw almost despairingly over oncoming Longhorns' upraised arms. End Lewis Holder intercepted Harry's soft, short, high pitch. Texas scored again and led, 20-7. A few plays after that, Holder pounced on a Gilmer fumble five yards from another touchdown. Layne scored on a sneak.

Some years later, Gilmer said, "I wouldn't swap the experiences, the thrills, the friendships and fellowships made in bowl games for anything."

Texas	7	0	7	13	—	27
Alabama	0	7	0	0	—	7

Texas — Touchdowns: Blount (5, pass from Layne), Vasicek (recovered ball in end zone after Petrovich blocked Mosley's punt from Alabama 25), Holder (18, intercepted pass by Gilmer), Layne (1, sneak). Points after touchdowns: Guess 3.

Alabama — Touchdown: White (8, pass from Gilmer). Point after touchdown: Morrow.



## The Orange Bowl

January 1, 1953  
Alabama 61, Syracuse 6

MIAMI, Fla. — New Year's Day, 1953, was the first on which football fans could see, through the medium of television, bowl games in Pasadena, Dallas, New Orleans, and Miami. Receipts increased greatly with bigger checks for competing schools and their conference brethren.

Alabama crushed Syracuse, champion of the East, 61-6, in the Orange Bowl. Many in the crowd of 66,280 left in the third quarter so they could see more of other bowl games on TV at home.

Because the game was lasting so long, an Orange Bowl committee-man reportedly approached the timekeeper and suggested the game, nearly three hours old at the time, might be speeded up because it was about to be cut off the network.

Fifteen records were set in the fiasco. Even the deepest Alabama substitutes among the 46 Crimson Tide players were record-minded. "We didn't want to leave any still standing," explained tackle Van Marcus.

Alabama rushed for 286 yards and passed for 300. Its total offense of 586 yards and the sum of 818 for both teams were among the Orange Bowl records.

It was a close contest for a quarter when Alabama led, 7-6. After two periods the score was 20-6. And in the second half, "I just couldn't stop them," said Coach Harold (Red) Drew, a native of Maine who came to Alabama as end coach under Frank Thomas and developed Don Hutson, Paul Bryant, and Holt Rast, among others.

Bobby Marlow, who scored the Tide's second touchdown, was one of the finest running backs in Southeastern Conference history. In three years he gained 2,560 yards. That was 693 yards more than the next highest total in the conference in the 1950-59 period made by Billy Cannon of Louisiana State. But Marlow was not picked on the all-decade team in the conference.

Soon after the game the Orange Bowl committee signed contracts with the Big Eight (then Big Seven) and the Atlantic Coast Conference. Their representatives met for the next five years.

Alabama	7	14	20	20	—	61
Syracuse	6	0	0	0	—	6

Alabama — Touchdowns: Luna 2 (27, pass from Hobson; 38, right tackle), Marlow (1, left tackle), Sharp (50, pass from Hobson of 38, run of 12), Lewis 2 (1, center; 30, center), Cummings (22 pass from Starr), Ingram (80, punt return), Hill (60, intercepted pass by Stark). Points after touchdown: Luna 7.

Syracuse — Touchdown: Szombathy (15, pass from Stark of 7, run of 8).



## The Cotton Bowl

January 1, 1954  
Rice 28, Alabama 6

DALLAS, Texas — A crestfallen player sorrowfully trudged off the field.

"I'm too emotional," he told a reporter. "I kept telling myself, 'I didn't do it. I didn't do it.' But I knew I had."

"I'm just too full of 'Bama. He just ran too close. I know I'll be hearing about this the rest of my life."

What Tommy Lewis, Alabama fullback, had done before 75,504 spectators in the 1954 Cotton Bowl game was the nearest thing to the wrong-way run by Roy Riegels 25 years before.

Rice was leading, 7-6, midway in the second quarter. The Owls were in possession on their own 5. Alabama had just muffed a scoring opportunity.

Left halfback Dickie Moegle's signal was called. Taking a hand-off from quarterback LeRoy Fenstermaker, he turned right end as his blockers did their job efficiently and headed for the Alabama goal line.

As Moegle approached midfield near the sidelines in front of the Alabama bench, it appeared no player could stop him. No one, that is, except Lewis, who was on the bench, and suddenly ran onto the field barehanded, and threw his body into Moegle's legs. Moegle was felled on Alabama's 41. Referee Cliff Shaw awarded a touchdown to Rice. Moegle was credited with a 95-yard run.

Although Tide coach Harold (Red) Drew said the Lewis incident had no demoralizing effect on his team, the Southeastern Conference champions were never the same again. A letdown was evident. Rice went on to smash Alabama, 28-6.

It was Lewis who plunged the final foot for a touchdown on a 47-yard advance in the first quarter.

Rice went ahead on Moegle's 79-yard scamper followed by Fenstermaker's extra point. Dick scurried 34 yards for another touchdown in the third period. He gained 265 yards of his team's whopping 379 rushing. He carried the ball only 11 times, averaging 24.1 yards. After this game Moegle held four Cotton Bowl records and three all-time major bowl records.

At the half Lewis went directly to the Rice dressing room to ask if apologies would be accepted.


"My heart went out to him," Rice coach Jess Neely said. "I told him, 'Don't let it bother you.'"

Rice	0	14	7	7	—	28
Alabama	6	0	0	0	—	6

Rice — Touchdowns: Moegle 3 (79, right tackle; 95, right end; 34, right end), Grantham (7, right tackle). Points after touchdown: Fenstermaker, 3; Burk, 1.

Alabama — Touchdown: Lewis (1, center plunge).





### The Liberty Bowl

December 19, 1959  
Penn State 7, Alabama 0

PHILADELPHIA, Pa. — Perhaps it was fitting that this was the 13th bowl appearance by an Alabama team. Penn State bested Alabama, 7-0, before 36,211 frigid spectators. But it was the start of something that ran for 24 straight years — that of Paul William (Bear) Bryant taking an Alabama team bowling.

"We weren't a real strong team," says Bryant, "but that team would hit you. We had the makings of something good a couple of years later and it was important for them to get started in the bowl business."

The play that beat Alabama was one that Penn State coach Rip Engle put in just two days before the game. It was a fake field goal, quickly sprung and well executed, as the clock ran out ending the first half.

A 20-mile-an-hour gale held up punts all afternoon and Tommy White's punt just before halftime went only three yards. With the ball on Alabama's 18, second-down and six yards to go, Penn State went into field goal formation without huddling. Quarterback Galen Hall knelt on the 25. Guard Sam Stellatella stood ready to kick. Hall took a high snap, rose and rolled to his right. Roger Kochman took the pass near the 20 and bolted for the goal line, charging behind a convoy of teammates. He was tripped near the end zone but fumbled it in.

"We were fortunate not to be beaten by four or five touchdowns," said Bryant. "We just got a good sound thrashing."

Penn State	0	7	0	0	—	7
Alabama	0	0	0	0	—	0

Penn State — Touchdown: Kochman (18, screen pass from Hall). Point after touchdown: Stellatella.



### The Bluebonnet Bowl

December 17, 1960  
Alabama 3, Texas 3

HOUSTON, Texas — A unique field-goal standoff left 68,000 fans neither happy nor hurt as Texas and Alabama fought to a 3-3 tie in the 1960 Bluebonnet Bowl defensive struggle.

It was a strange contest from this standpoint, too: if the Longhorns of Texas had won, they would have done so on a play that began after time had officially expired.

End Tommy Brooker kicked a 30-yard field goal to put Alabama in the lead in the third quarter when a drive stalled on the Texas 13.

Texas' Dan Petty, a third-team tackle, booted the equalizer with 3:44 remaining.

With 28 seconds to go, Texas took possession of the ball on its 48. An Alabama pass, thrown on fourth down, was complete. But it failed to make the required yardage. No doubt existed about what Texas would do.

The Crimson Tide secondary defense broke up Johnny Genung's first long fling. Alabama's Leon Fuller and Texas end Bob Moses both jumped for Genung's second lengthy throw. The big clock's second half stopped at zero. Part of the crowd flocked onto the field thinking the game had ended. But a handkerchief had been dropped. Interference was called against Fuller. Since a game cannot end on a penalty, Texas was awarded another play.

The ball was placed on Alabama's 18. It would be a field-goal try, of course. Thumped from the 25 by Petty, who in the third quarter had missed from the same spot, it was wide to the left. Earlier — late in the first quarter, Bobby Skelton tossed a look-in pass to end Bill Rice, who took it on the Texas 40 and ran to the seven before David Russell overhauled him. It was a 49-yard run.

On third down from the three, Skelton cut in at left tackle. Millions watching on television thought he had carried the ball across the goal line before being halted. So did many at the game.

"I was in there," Skelton said. "I had chalk all over my jersey when I got up." A moment later, fullback Bobby Richardson was stopped within an inch or two of scoring. "Naturally, we all were hoping that last kick by Petty would go through," said Texas coach Darrell Royal. "But it would have been a shame to win it that way. I think the score was indicative of the comparative strength of the two teams."

Alabama	0	0	3	0	—	3
Texas	0	0	0	3	—	3

Alabama — Field goal: Brooker (30, placekick).  
Texas — Field goal: Petty (20, placekick)



### The Sugar Bowl

January 1, 1962  
Alabama 10, Arkansas 3

NEW ORLEANS, La. — There were late season rumors that the Rose Bowl might relent on its tie-up with the Big Ten and invite Alabama to play in Pasadena. Tide fans couldn't wait.

The Crimson Tide team, too, was hopeful, but the call never came from Pasadena, and Alabama's Bear Bryant took his undefeated National Championship team to New Orleans to face a tough Arkansas team. The Tide barely escaped with a 10-3 victory.

Starting a drive on its own 21, Alabama fullback Mike Fracchia, a high stepper with terrific drive, burst through two tacklers' arms and sped 43 yards to the Arkansas 12 before being halted. Pat Trammell carried the ball on the next play, rolling wide to the left and through tackle. As teammates obliterated all opposition, Trammell ran unhindered into the end zone.

Placekick specialist Tim Davis toed a 32-yard field goal in the second quarter. A fumble, a missed field goal try and a holding penalty after a successful third quarter effort by the Tide kicking expert thwarted other penetrations.

Mickey Cissell got the Razorbacks on the scoreboard in the third quarter with a 23-yard placement.


Late in the game standout halfback Lance Alworth had a touchdown pass trickle off his fingertips that might have turned the game around.

Bryant was proud of his team. "Regardless of who was coaching them, they still would have been a great team. I said early in the season that they were the nicest, even the sissiest bunch I'd ever had. I think they read it, because later on they got unfriendly."

Alabama allowed only 22 points and didn't allow their goal line to be crossed in the last seven games.

Alabama	7	3	0	0	—	10
Arkansas	0	0	3	0	—	3

Alabama — Touchdown: Trammell (12, left tackle). Point after touchdown: Davis. Field goal: Davis (32, placekick).  
Arkansas — Field goal: Cissell (23, placekick).



## The Orange Bowl

January 1, 1963  
Alabama 17, Oklahoma 0

MIAMI, Fla. — In the Alabama dressing room after the Crimson Tide's 17-0 Orange Bowl victory over Oklahoma, a photographer asked Coach Paul Bryant to spell the name of a player whose picture he had just taken.

"That's Namath, son — N-A-M-A-T-H," Bryant said. "But don't worry about it. You'll learn how to spell it in the next couple of years."

If the cameraman was unfamiliar with the name, the crowd attending the 1963 Orange Bowl game and those watching on television were not.

Long before that game, Bryant said the precocious young man from Pennsylvania was ahead of Babe Parilli (whom he coached at Kentucky) as a sophomore. He rated Namath "potentially the finest quarterback I've ever coached."

Namath piloted his team 61 yards in ten plays for a touchdown in the first quarter. From the Oklahoma five, he faked a handoff and a short pass, whirled, and sailed a long pass into end Dick Williamson's hands in the end zone.

A sleight of hand pitch-out to halfback Cotton Clark resulted in a 15-yard scoring sprint in the second period. It was the third play after Billy Piper returned a punt by Joe Don Looney to the Sooners' 34. First, Namath threw a pass to Williamson, good for 20 yards. Clark's touchdown was his sixteenth of the year.

Namath conducted a Tide drive from Oklahoma's 33 to the two-yard line. On fourth down, Tim Davis, Bama's placekicking specialist, toed a 19-yard field goal. This third-quarter opportunity arose when Looney, the nation's leading punter with an average of 43.4 yards, was hurried by guard Frankie McClendon's rush and got off a kick of only seven yards.

The Sooners were hounded all day, most notably by Bama linebacker Lee Roy Jordan.

Perhaps nobody else in college football in 1962 had his almost instinctive ability to seek out the ball carrier so quickly and bring him down so abruptly. It is doubtful if Bryant ever praised a player quite as much. Jordan finished the game with an Alabama bowl record 31 tackles.

Fifteen seniors finished the best three years (29-2-2) Alabama ever knew in football. Only a matter of inches, the distance by which Jack Hurlbut failed to make a two-pointer after the only touchdown against Georgia Tech (Tech won, 7 to 6), apparently separated the Tide from two straight national championships.

Alabama	7	7	3	0	—	17
Oklahoma	0	0	0	0	—	0

Alabama — Touchdowns: Williamson (25, pass from Namath), Clark (15, left end). Points after touchdown: Davis 2. Field goal: Davis (19, placekick).



## The Sugar Bowl

January 1, 1964  
Alabama 12, Mississippi 7

NEW ORLEANS, La. — Everyone knew that this wasn't just an ordinary Sugar Bowl game. It snowed on the eve of the game and that was just the first of some unusual occurrences.

With junior standout quarterback Joe Namath suspended for disciplinary reasons, sophomore Steve Sloan, showing the poise and savvy of a veteran, guided the Crimson Tide to a 12-7 victory over the heavily favored Mississippi Rebels, but it took four Tim Davis field goals to turn the trick.

Davis' kicks of 31, 46, 22 and 48 yards earned the Columbus, Ga., senior the Outstanding Player award. His four field goals were a bowl record and his 48-yarder was the longest in bowl history.


It was 3-0 after the first quarter, 9-0 at halftime and 12-0 going into the final quarter. Mississippi finally got on the scoreboard when Larry Smith took a five-yard pass from Perry Lee Dunn. Billy Irwin kicked good and it ended just that way, 12-7, Alabama.

With snow piled on the edge of the playing field, The Tide put on a great display of how to win under adversity. The alert Crimson gobbled up six Mississippi fumbles and intercepted three Rebel passes. And while Mississippi piled up more yardage (248 to 194), it was Bama who controlled the football by running 69 plays to only 48 for the Rebels.

In the final quarter the Tide defense stopped the Rebels on its two, nine and 28-yard lines to show that its defense came ready to play.

Alabama	3	6	3	0	—	12
Mississippi	0	0	0	7	—	7

Alabama — Field goals: Tim Davis (31, 46, 22, 48 yards). Mississippi — Touchdown: Smith (5-yard Dunn pass). Point after touchdown: Irwin (kick).



## The Orange Bowl

January 1, 1965  
Texas 21, Alabama 17

MIAMI, Fla. — Gimpy legged Joe Namath put on one heckuva show and almost pulled a victory out of the fire, but the Texas Longhorns rose up to stop Namath inches short of the goal line late in the game and held on to win, 21-17, over the national champion Crimson Tide team.

Namath was a shoo-in for the game's MVP honors, hitting on 18 of 37 passes for 255 yards and two touchdowns. And his knee was hurting so much that he couldn't start the game.

Texas struck first, scoring with just 23 seconds left in the first quarter when big Ernie Koy sped 79 yards. In the second period Jim Hudson fired a 69-yard bomb to George Sauer to put Texas on top, 14-0.

The Tide battled back, marching 87 yards, with Namath passing seven yards to sophomore Wayne Trimble for the score.

Texas got a couple of breaks for its next score just before halftime. The Longhorns were seemingly stopped and went for a field goal. Creed Gilmer raced through to block it, David Ray recovered for the Tide and rambled three yards before fumbling. Texas recovered to regain possession. On the next play Hudson went back to pass, and was dumped by Jim Simmons for a loss but on the play Alabama was guilty of holding a receiver downfield and it gave the Horns a first down on the Tide 13. Three plays later Koy went around right end from the one and it was 21-7 at halftime.


Namath then put the Tide into motion in the second half. He hit Tommy Tolleson, Wayne Cook and Ray Perkins for passes to move to the Texas 20, then hurled a perfect strike to Perkins for the score. In the fourth quarter Namath got the offense going again, only to bog down and have to settle for a David Ray field goal to cut it to 21-17.

Jimmy Fuller intercepted a Texas pass in the fourth quarter, then Namath and Steve Bowman moved the ball within inches of the Longhorn goal, but on fourth down Tommy Nobis and the Texas line stopped Namath and it ended Bama's hopes.

Alabama	0	7	7	3	—	17
Texas	7	14	0	0	—	21

Alabama — Touchdowns: Trimble (7-yard Namath pass), Perkins (20-yard Namath pass). Field goal: David Ray (26-yards). Points after touchdown: Ray 2.  
Texas — Touchdowns: Koy 2 (79-yard run, 1-yard run), Sauer (69-yard Hudson pass). Points after touchdown: Conway 3.





## The Orange Bowl

January 1, 1966  
Alabama 39, Nebraska 28

MIAMI, Fla. — Alabama's cobra-quick Crimson Tide found out just before game time that a victory over Nebraska's big Cornhuskers would mean a second straight National Championship, since upsets earlier that day had set this game up as the National Title playoff.

Striking with daring aggressiveness against the much larger Big Eight power, Alabama won 39-28, but the game really wasn't as close as the final score. Bama ran 86 plays to just 43 for the Huskers. It outgained Nebraska 518 to 377 in total offense and Bama's great quickness and speed were just too much.

Tom Somerville recovered a Nebraska fumble at the Bama 39 early in the game and in seven plays Bama was on the scoreboard, the payoff being a 21-yard pass from Steve Sloan to Ray Perkins.


Bob Churchich passed to Tony Jeter for a 33-yard TD in the second quarter to tie it at 7-7, but Bama promptly marched 89 yards to score, with Les Kelley ripping over from the four. Shortly afterward Sloan hit Perkins with an 11-yard scoring aerial. The Tide then used the onside kick, recovered by Vernon Newbill, and moved to the Nebraska two when time almost ran out before David Ray could kick an 18-yard field goal and make it 24-7 at halftime.

Nebraska scored early in the third quarter, Churchich passing to Ben Gregory for a 49-yard score. Bama marched right back, though, with Steve Bowman cracking over from the one, then Sloan passed to Perkins for two points and it was 32-13. Churchich sneaked over from the one on the first play of the final quarter and it was 32-20.

Bowman got the next Tide touchdown with a three-yard run, Ray kicked and it was 39-20. Nebraska scored with 2:50 left when Jeter gathered in a 14-yard Churchich pass and Churchich passed to Gregory for a two-point PAT, making the final tally, 39-28, and with the victory the National Championship for the Crimson Tide.

Alabama	7	17	8	7	—	39
Nebraska	0	7	6	15	—	28

Alabama — Touchdowns: Perkins 2 (21 and 11 yard passes from Sloan), Kelley (4-yard rush), Bowman 2 (1 and 1-yard rushes). Field goal: Ray (18 yards). Points after touchdowns: Ray 4 (kicks), Perkins (pass from Sloan).  
Nebraska — Touchdowns: Jeter 2 (33 and 14-yard Churchich passes), Gregory (49 yard Churchich pass), Churchich (1-yard rush). Points after touchdown: Wachholtz 2 (kicks), Gregory (Churchich pass).



## The Sugar Bowl

January 2, 1967  
Alabama 34, Nebraska 7

NEW ORLEANS, La. — It was billed as a classic rematch, Alabama vs. Nebraska, after the Crimson Tide had whipped the Cornhuskers, 39-28, the year before in Miami and won the national championship in so doing.

The 1966 season found Alabama unbeaten in 10 straight games, but frustrated at the polls since Notre Dame and Michigan State had battled to a 10-10 tie and were 1-2 in the ratings.

When Alabama got through with Nebraska this day, though, it went down in history as the finest performance anyone had seen. Alabama completely thrashed a good Nebraska team, 34-7.

"This was the greatest college team I've ever seen," said Bama's Bear Bryant afterwards. Nebraska's Bob Devaney certainly didn't argue.

On the first play from scrimmage Kenny Stabler faded back and lofted a strike to streaking Ray Perkins and it was a 45-yard gain to the Husker 27. Seven plays later big Les Kelley bulled his way into the end zone. The second time Bama had the ball, Stabler hit Perkins for a nine-yard gainer, then flipped to him again for a 42-yard gain to the Nebraska 20. After Stabler had connected to Dennis Homan for six yards, the crafty signal caller rolled out and sprinted 14-yards to score.


Before the first quarter was over Charlie Harris recovered a fumble at the 39 and Steve Davis kicked a 30-yard field goal making it 17-0. The Tide took over early in the second quarter and marched 71 yards in 10 plays with Wayne Trimble scoring from the six, making it 24-0.

Then in the third quarter another Davis field goal from 40 yards out, pushed it to 27-0. Game Nebraska, hitting harder as the game wore on, scored early in the fourth quarter when Bob Churchich passed to Dick Davis for a 15-yard touchdown.

Moments later, however, Stabler and Perkins renewed their act and the result was a 45-yard touchdown pass play. Stabler hit 12 of 17 passes for 218 yards, gained 40 more on the ground and was the MVP with Perkins a close second.

Alabama	17	7	3	7	—	34
Nebraska	0	0	0	7	—	7

Alabama — Touchdowns: Kelley (1-yard rush), Stabler (14-yard rush), Trimble (6-yard rush), Perkins (45-yard Stabler pass). Points after touchdown: Davis 4 (kicks). Field goals: Davis 2 (30 and 40 yards).  
Nebraska — Touchdowns: Davis (15-yard Churchich pass). Point after touchdown: Wachholtz (kick).



## The Cotton Bowl

January 1, 1968  
Texas A&M 20, Alabama 16

DALLAS, Texas — It was cold, drizzly and wet in the Cotton Bowl and Texas A&M took advantage of five Crimson Tide turnovers to upset Bama, 20-16, with Coach Gene Stallings' Aggies winning the pupil vs. teacher matchup.

Alabama drove 80 yards in the first quarter with QB Kenny "Snake" Stabler going over from the three to put the Tide out front first. A&M intercepted a Stabler pass later in the period to set up the Aggie tying score. Edd Hargett passed 13 yards to Larry Stegent for the score.

On the first play of the second quarter Steve Davis booted a 36-yard field goal to give Bama its final lead of the day at 10-7. With just 16 seconds left on the first half clock, Hargett hit Tommy Maxwell with a seven-yard pass to put A&M out front, 13-10, at intermission.


It didn't take long for the A&M lead to push to 20-10 as the Aggies drove 52 yards in six plays with big Wendall Housley going over from the three.

But the Tide wasn't through. It took the kickoff and drove 83 yards in just nine plays, with Stabler racing over from the seven yard line. Bama tried to run for two points, but it failed and A&M led 20-16.

Time and time again in the fourth quarter Alabama threatened but the Aggies defense kept the Tide at bay. With just seconds left a Stabler pass was stolen by Curley Hallman, a youngster who grew up just across the river from Tuscaloosa in Northport. That sealed the Aggie victory.

Alabama	7	3	6	0	—	16
Texas A&M	7	6	7	0	—	20

Alabama — Touchdowns: Stabler 2 (3 and 7 yards). Point after touchdown: Davis (kick). Field goal: Davis (36 yards).  
Texas A&M — Touchdowns: Stegent (13-yard Hargett pass), Maxwell (7-yard Hargett pass), Housley (3-yard run). Points after touchdown: Riggs 2 (kick).



## The Gator Bowl

December 28, 1968  
Missouri 35, Alabama 10

JACKSONVILLE, Fla. — It was a close game for three quarters, but when the fourth period rolled around Missouri's powerful Tigers pushed home three touchdowns and routed Alabama, 35-10, before 68,011 in the 24th annual Gator Bowl.

It was the worst beating a Bryant coached Alabama team had ever suffered and the statistics tell the story.

Bama had minus 45 yards rushing and a total offense of just 23 yards. Missouri banged out 402 yards rushing, but didn't complete a single pass although it really wasn't necessary. Alabama made just six first downs to 21 for the Big Eight Tigers.

Missouri scored the first time they had the ball, driving 71 yards in 11 plays with Terry McMillan scoring from the four. Alabama tied it at 7-7 in the second quarter when Donnie Sutton intercepted a McMillan pass and raced 38-yards for the Bama score. Late in the second quarter the Tigers drove 55 yards in 13 plays, with McMillan going over from the five. A roughing the kicker penalty against the Tide kept Missouri's drive going, but at halftime it was 14-7, Missouri, and stayed that way going into the final period.


Mike Dean connected on a 25-yard field goal early in the final period to pull the Tide within striking distance, but a Missouri interception put the Tigers in business on the Bama 21 and it took six plays for McMillan to sweep over from the two, making it 21-10.

After the Tiger defense pushed Bama back to its eight, a bad Alabama punt put the ball on the Tide 36. Greg Cook raced in for a score. Alabama tried to go to the air and get back in contention, but Dennis Poppe snared one for the Tigers and sprinted 46 yards to close out the scoring and make it 35-10.

Alabama	0	7	0	3	—	10
Missouri	7	7	0	21	—	35

Alabama — Touchdown: Sutton (38-yard pass interception). Point after touchdown: Dean (kick). Field goal: Dean (28 yards).

Missouri — Touchdowns: McMillan 3 (4, 5 and 2 yard rushes), Cook (36-yard rush), Poppe (47-yard interception). Points after touchdown: Sangster 5 (kick).



## The Liberty Bowl

December 13, 1969  
Colorado 47, Alabama 33

MEMPHIS, Tenn. — The enthusiastic Liberty Bowl people got what they wanted when they matched Colorado and Alabama this day.

Colorado defeated the Tide, 47-33, in a wild one. The Big Eight school scored on the opening drive, Ward Walsh blasting over from the 13 after driving 80 yards in eight plays. Later in the quarter Dave Haney kicked a 30-yard field goal to make it 10-0.

Colorado did it again as Bob Anderson barged over from four yards out to cap an 80-yard march in just eight plays, making it 17-0.

But the Tide got in a few surprises of its own, the payoff being pass minded Scott Hunter dashing 31 yards on a sneak to make it 17-7. Later in the quarter George Ranager took a pitchout and got a key block from Johnny Musso to score from the six and it was 17-13, as Bama went for two and failed.

But it took the Buffaloes only six plays to score again. Walsh popping over from the 15. Alabama wasn't finished, however, and drove 72 yards in seven plays to score, Musso going in from the two. Again the Tide went for two and failed, but it was 24-19 with just 46 seconds left in the first half.

Jim Duke's kickoff was fielded by Bob Mastern on the Colorado nine, with Mastern handing off to Steve Engle. He sped 91 yards to score and make it 31-19 at intermission.


Alabama received to open the second half, then with second and 10 from its 45, Neb Hayden arched a long pass to Griff Langston who gathered it in and raced home to score, pulling the Tide within five points, 31-26.

Steve Williams intercepted a Colorado pass minutes later and the Tide was at it again. Hayden again went to the air and hit Musso with a 10-yard touchdown pass to put Alabama out in front, 33-31. Colorado marched 53 yards in 12 plays, with Anderson sliding off left tackle from the two to put the Buffs out front, 38-33. Colorado's Bob Brundidge and Herb Orvis sacked Tide quarterback Hayden for a safety to make it 40-33. The Tide turned it over on downs to give the Buffs another shot and Colorado's Anderson scored with just 45 seconds left and defeated the Tide, 47-33.

Alabama	0	19	14	0	—	33
Colorado	10	21	0	16	—	47

Alabama — Touchdowns: Hunter (31-yard run), Ranager (6-yard run), Musso 2 (2-yard run and 10-yard Hayden pass), Langston (55-yard Hayden pass). Points after touchdown: Buck 3 (kick).

Colorado — Touchdowns: Anderson 3 (4, 2 and 3-yard runs), Walsh 2 (13 and 15-yard runs), Engel (91-yard kickoff return). Points after touchdown: Haney 6 (kicks). Field goal: Haney (30 yards). Safety: Brundidge and Orvis tackled Hayden in end zone.



## The Bluebonnet Bowl

December 31, 1970  
Alabama 24, Oklahoma 24

HOUSTON, Texas — Two offensive-minded football squads battled to a 24-24 deadlock in Houston's famed Astrodome in the Astro-Bluebonnet Bowl as Alabama and Oklahoma fought tooth-and-nail down to the wire. There was a total of 843 yards total offense in the game, showing that defense just wasn't anything to write home about, although both teams did make some key stops along the way.

Alabama scored first as tight end Randy Moore gathered in a four-yard Scott Hunter pass to cap a 54-yard, eight play drive. Oklahoma marched right back to tie the game, though, with Joe Wylie scoring from the two. It was 7-7 after one quarter and they were just warming up.

Bama was within the shadows of Oklahoma's goal, only to have an interception play out a drive. The Sooners got a 58-yard scoring play out of swift-moving Greg Pruitt to go on top, 14-7.

Then it went to 21-7, as Pruitt got a key block from Wylie and dashed 25 yards to score after a Bama field goal attempt was no good. With just 14 seconds left before halftime, Hunter hit David Bailey with a five-yard scoring pass and it was 21-14, Oklahoma, at halftime.

In the third quarter Richard Ciemny kicked a 20-yard field goal to narrow it to 21-17. Then came the big fourth quarter. With 7:36 left, fourth down from the Sooner 25, Johnny Musso took a handoff and started wide to his right. He stopped, fired a left-handed pass back to quarterback Hunter and it caught the Okies napping, with Hunter making a dash for his life to score. Alabama led, 24-21.

With only 59 seconds left, OU field goal specialist Bruce Derr hit on a 42-yard attempt to tie the game at 24-all. But Alabama had one last shot. Oklahoma tried an onside kick, but it didn't go anywhere and the Tide had it at the OU 40. Musso broke loose for 21 yards to the 19. Dave Brungard got two yards, then Hunter was hit for a yard loss, and with just five seconds left Bama called time out. Ciemny lined up for a 34-yard field goal try that would win the game, only to have John Shelley get a hand on it and deflect the attempt to preserve the tie.

Alabama	7	7	3	7	—	24
Oklahoma	7	14	0	3	—	24

Alabama — Touchdowns: Moore (4-yard Hunter pass), Bailey (5-yard Hunter pass), Hunter (25-yard Musso pass). Points after touchdown: Ciemny 3 (kick). Field goal: Ciemny (20 yards).

Oklahoma — Touchdowns: Pruitt 2 (58 and 25-yard runs), Wylie (2-yard run). Points after touchdown: Derr 3 (kicks). Field goal: Derr (42 yards).





## The Orange Bowl

January 1, 1972  
Nebraska 38, Alabama 6

MIAMI, Fla. — It was billed as the National Championship game, Nebraska ranked first and Alabama second, but the Cornhuskers quickly salted away not only the game but the national title with a 38-6 victory which was greatly aided by a mistake-laden Crimson Tide.

Nebraska scored late in the first quarter after a fumbled punt snap by Bama gave the Huskers possession at the Bama 47. Jeff Kinney ripped off tackle for the score.

Then swift-moving Johnny Rodgers returned a Tide punt 77 yards to make it 14-0, and before you could ask "who?" the Tide fumbled the kickoff and Nebraska had it on the Tide 27. Jerry Tagge kept for the score, making it 21-0, as the wall tumbled down on Bama.

Moments later it was a fumble-fingered Alabama team that again coughed up the ball on its own four and Gary Dixon quickly scored to send the scoreboard to 28-0, still midway in the second quarter.

The Tide settled down, but found it couldn't pass from the new wishbone-T. Finally Terry Davis went over from the three in the third quarter to cut the score to 28-6. Rich Sanger kicked a 21-yard field goal to make it 31-6 at the end of the third quarter, and then Van Brownson scored from the one after a Nebraska interception, to close out the scoring at 38-6.

Stats on the game were reasonably close, but the score wasn't and it was a long trip home for the 16,000 Crimson Tide fans.

Alabama	0	0	6	0	—	6
Nebraska	14	14	3	7	—	38

Alabama — Touchdown: Davis (3-yard run), PAT: run failed.

Nebraska — Touchdowns: Kinney (2-yard run), Rodgers (77-yard punt return), Tagge (1-yard run), Dixon (2-yard run), Brownson (1-yard run). Field goal: Sanger (21 yards). PAT: Sanger kicked three, Damkoger one pass from Tagge.



## The Cotton Bowl

January 1, 1973  
Texas 17, Alabama 13

DALLAS, Texas — The "battle of the wishbones" found Texas storming from behind in the fourth quarter to capture a 17-13 decision on a cold and blustery day in which the Crimson Tide was unable to get it together on offense.

Following Steve Wade's interception Gregg Gantt kicked a Cotton Bowl record 50-yard field goal.

After an exchange of punts, Wade grabbed his second interception of the young game and raced 42 yards to the Texas 31. On the first play, Wilbur Jackson took a pitch wide to the right and behind Joe LaBue's springing block, cruised untouched for the touchdown and Bill Davis quickly added the extra point to make it 10-0.

Texas drove down for a field goal of 24-yards by Billy "Sure" Schott and then with just eight seconds until intermission, Bill Davis banged through a 30-yard three-pointer for Bama to push its half-time lead to 13-3.

A short Tide punt in the third quarter gave Texas field position and the wishbone Horns drove 59 yards in 15 plays, Alan Lowry scooting over from three yards out and Schott's kick cut the Bama lead to 13-10.

Alabama reeled off a dazzling fourth quarter drive from its 20 to the Texas 34, where on first down, Terry Davis went for broke and tried to hit Wayne Wheeler with a TD pass, only to have Terry Melancon intercept for a touchback.


Texas, going to the air behind Lowry, marched to the Tide 34, from where Lowry bootlegged the final 34 yards, tightwalking the sidelines for the winning touchdown. Schott's kick made it 17-13.

The Tide wasn't finished, though, and marched from its 10 to the Texas 43, where Jackson was stopped short on a fourth and one play, Texas taking over and hammering the final nail into the Tide's coffin.

Alabama	10	3	0	0	—	13
Texas	0	3	7	7	—	17

Alabama — Touchdowns: Jackson (31-yard run). Point after touchdown: Bill Davis (kick). Field goals (50-yards and Cotton Bowl record), Bill Davis (30-yards).

Texas — Touchdowns: Lowry 2 (3 yard run and 34 yard run). Point after touchdown: Schott 2 (kick). Field goals: Schott (24 yards).



## The Sugar Bowl

December 31, 1973  
Notre Dame 24, Alabama 23

NEW ORLEANS, La. — It was the first ever meeting between two giants of college football and the game was promoted so heavily even the fans involved got tired of all the advance publicity. It was THE GAME of all time in a lot of ways, and it certainly lived up to every inch of newspaper space and moment of radio-TV air time.

Notre Dame won, 24-23, in one of the truly all-time classics of college football. It had everything you could want in a football game and Notre Dame vaulted from third in the AP to first. Alabama had finished first in both polls in the regular season and remained the UPI champ.

Seldom do games live up to all the advance and frenzied billing. Just like most Super Bowl games are dull. But when Ara Parseghian of Notre Dame and Bear Bryant of Alabama unleashed two of the finest college teams of modern history onto the Sugar Bowl's soggy artificial turf, this game caught the fancy of the entire football world.


Big plays abounded. Alabama could have put it away in the third quarter, but couldn't deliver the knockout punch. Notre Dame ran a kickoff back for a touchdown, a real no-no in this type of encounter. Alabama had a controversial play develop when Notre Dame roughed the Tide kicker in the waning moments of the game, but it was controversial only in that the TV announcers blew the call. The 15-yard penalty would not have given Bama a first down and Bryant elected to let Notre Dame have the ball backed up on their own two yard line.

But millions of people listening and watching on TV didn't know it wasn't an automatic first down, as it is in pro football. As a result, Bryant received literally thousands of letters and wires about the decision.

Bryant's strategy almost worked. Notre Dame gained almost nothing in its first two plays but on third down QB Tom Clements lofted a 35-yard pass to tight end Robin Weber to get the Irish out of the hole and to salt away the victory.

Alabama	0	10	7	6	—	23
Notre Dame	6	8	7	3	—	24

Alabama — Touchdowns: Billingsley (6-yard rush), Jackson (5-yard rush), Todd (25-yard pass from Stock). Point after touchdown: Davis, 2 kick. Field goal: Davis, 39-yards. Notre Dame — Touchdowns: Bullock (1-yard rush), Hunter (93-yard kickoff return), Penick (12-yard rush). Point after touchdown: Clements to Demmerle pass, Thomas kick. Field goal: Thomas, 19-yards.



## The Orange Bowl

January 1, 1975  
Notre Dame 13, Alabama 11

MIAMI, Fla. — Notre Dame once again proved to be the spoiler for Alabama's national championship dreams, as the underdog Fighting Irish upset the Crimson Tide, 13-11, and jerked the throne rug right out from under Coach Bear Bryant's team.

Alabama was ranked first in the nation in the UPI poll and second in AP going into the game, with Notre Dame being eighth and ninth. A year before when the two had met with Sugar Bowl as the setting, Notre Dame won, 24-23, and vaulted to the national title. This time all it did was ruin Bama's chance, and give retiring coach Ara Parseghian a retirement gift.

Neither team had much offense, as the defense dominated. Alabama's Willie Shelby fumbled a punt in the first quarter and gave the Irish the ball on the Tide 16. In five plays Wayne Bullock scored from the four.

It went to 13-0 early in the second quarter when Notre Dame put together a 77-yard drive in 17 plays with Mark McLane scoring from the nine, after a Tide penalty had kept the drive alive. Then a Notre Dame fumble gave the Bama team a chance from the Irish 40, but all the Tide could get was a field goal by Danny Ridgeway of 21 yards and it was 13-3 at halftime. The score remained the same going into the fourth quarter.

Then after a good Shelby punt return, Richard Todd found Russ Schamun on a 48-yard touchdown pass play. Todd then threw to George Pugh for a two-point conversion to narrow it to 13-11.

With 1:39 left, Alabama got a chance from its own 38. Todd to Schamun for 16, then to Randy Billingsley for eight to the Irish 38, but Reggie Barnett grabbed off the next Todd effort and iced the game for the Irish.

Alabama's Leroy Cook was the defensive standout, although Ronnie Robertson led in tackles. Bama had more total offense, 285 to 204, but had four turnovers. Todd hit 13 of 24 passes, six of them to freshman Ozzie Newsome for 68 yards and five to Schamun for 126 yards.

A crowd of 71,801 watched this New Year's night game, with NBC-TV televising it nationwide.

Alabama	0	3	0	8	—	11
Notre Dame	7	6	0	0	—	13

Alabama — Touchdown: Schamun (48-Todd pass). PAT — Todd pass to Pugh, two points. FG — Ridgeway, 21 yards.  
Notre Dame — Touchdowns: Bullock (4-rush), McLane (9-rush). PAT — Reeve one of two.



## The Sugar Bowl

December 31, 1975  
Alabama 13, Penn State 6

NEW ORLEANS, La. — For eight consecutive seasons, sports writers had been writing about and fans had been crying about Alabama's terrible bowl drought. Not since Jan. 1, 1967 — with a 34-7 victory over Nebraska in the Sugar Bowl — had the Tide won in post-season play.

But with a 13-6 victory over Joe Paterno's Penn State Nittany Lions on December 31, 1975, Paul "Bear" Bryant's team gained the needed respect it had been lacking in eight previous bowl encounters. It was the first Sugar Bowl played inside the pleasant confines of the multi-million dollar Louisiana Superdome, matching third-ranked Alabama (10-1) against seventh-ranked Penn State (9-2).

Richard Todd, Alabama's senior quarterback, put on an offensive show, completing 10 of 12 passes for 205 yards. In running the Tide's wish-bone offense to near perfection, he was named the game's Most Valuable Player.

Todd passed 55 yards to sensational split end Ozzie Newsome to set up the game's only touchdown in the fourth quarter.

"We had a sweep called to the left side but I didn't like the defense they were in. I didn't want to take the chance of ruining a play," said Todd after the game. "So I called time. I went over to the sidelines and Coach Bryant sort of winked at me. He called a pass.

"We felt they'd be single covering Ozzie. He ran what we call a slant-and-go. The last time we called this particular play was in the Tennessee game. But it was more important this time."


Two plays later, Mike Stock swept left for an 11 yard touchdown.

Danny Ridgeway added an extra point and two field goals to offset Penn State's two three-pointers by Chris Bahr and the nation's leading defense allowed its average — six points — to put the wraps on Alabama's first bowl victory in nearly a decade.

Alabama	3	0	0	10	—	13
Penn State	0	0	3	3	—	6

Alabama — Touchdowns: Stock (11 yard rush). Points after touchdown: Ridgeway 1 (kick). Field goals: Ridgeway 2 (25 and 28 yards).

Penn State — Field goals: Bahr 2 (37 and 37 yards).



## The Liberty Bowl

December 20, 1976  
Alabama 36, UCLA 6

MEMPHIS, Tenn. — A record crowd of 52,737 braved 28 degree temperatures and gusting winds at speeds up to 28 miles per hour in the 18th annual Liberty Bowl.

The "refrigerator bowl" was blown wide open by the Bama defense, which stopped the Bruins twice on fourth down, once at the one, and another time by an interception at the one on third down.

It was sophomore linebacker Barry Krauss, the game's most valuable player, who intercepted a pass and rambed 44 yards for the Tide's first touchdown.

"Our defense was simply magnificent most of the time," said Alabama head coach Paul "Bear" Bryant. "Not only were we stopping them, our defense put some points on the board, too."

Bucky Berrey kicked three field goals of 37, 25, and 28, a Liberty Bowl record. Johnny Davis plunged one yard for the Tide's first TD. Tony Nathan added six more with a half back pass to quarterback Jack O'Rear, in a 20-yard scoring play.

Rick Watson added a one-yard touchdown run and Berrey was successful in three extra point attempts.

Only a 61-yard run by UCLA's Theotis Brown averted a shutout, but the extra point attempt failed making the score 30-6.

But the Crimson Tide came right back and Rick Watson's one-yard touchdown run ended the scoring at 36-6.

UCLA's young head coach summed up the game as he met Alabama's legendary Bear Bryant at midfield at the conclusion of the game.

"You gave us a good, old-fashioned butt-whipping, and you know it," Terry Donahue told Bryant.

Alabama	17	7	3	9	—	36
UCLA	0	0	0	6	—	6

Alabama — Touchdowns: Krauss (44-yard pass interception), Davis (2-yard rush), Nathan (20-yard O'Rear pass), Watson (1-yard rush). Points after touchdown: Berrey 3 (kick). Field goals: Berrey 3 (37, 25, and 28 yards).  
UCLA — Touchdown: Brown (61-yard rush). Point after touchdown: failed.





## The Sugar Bowl

January 2, 1978  
Alabama 35, Ohio State 6

NEW ORLEANS, La. — Alabama had been knocked to its knees after an early-season 31-24 loss to Nebraska, but it bounced all winningly into a Jan. 2 Sugar Bowl encounter with the Ohio State Buckeyes.

Since a thrilling 21-20 upset of top-ranked Southern Cal in Los Angeles at mid-season, the Crimson Tide had been on a roll, winning its sixth Southeastern Conference championship in seven years and climbing to third in the nation. It was billed as a match between the nation's two winningest active coaches — Alabama's Paul "Bear" Bryant and Ohio State's Woody Hayes.

It turned into a rout. Alabama won easily, 35-6, and with the upset by fifth-ranked Notre Dame of number-one Texas in the Cotton Bowl, many Crimson Tide fans thought their team should have claimed the national prize. But in a controversial and ever-so-tight vote, the Irish vaulted from fifth to first, with Alabama finishing a close second.

Jeff Rutledge and his comeback team of 1977 wasted no time in putting the game into their control. On the Tide's second possession - a 10 play, 76 yard march - "Touchdown" Tony Nathan scored from a yard away, and the rout was on.

Rutledge finished as the game's MVP, hitting on 8 of 11 in the air for 109 yards and a pair of touchdowns. Johnny Davis, the Tide's bullish senior fullback, led the ground assault with 95 yards and 24 carries.

Alabama led 13-0 at the half and built the margin to 21-0 on a three yard Rutledge pass to Rick Neal in the third quarter before sophomore Steadman Shealy manned the controls in the final period to direct the Tide to another pair of touchdowns.

Ohio State's Chris Ward dealt Alabama the supreme compliment after all the fighting had taken place.

"I don't think they were extremely quick," he said. "I don't think they were extremely strong. I think they were extremely effective."

Alabama	0	13	8	14	—	35
Ohio State	0	0	0	6	—	6

Alabama — Touchdowns: Nathan (1-yard run), Bolton (27-yard Rutledge pass), Davis (1-yard run and 7-yard run), Ogilvie (1-yard run). Point after touchdowns: Chapman 2 (kick), Nathan 1 (pass from Rutledge).  
Ohio State — Touchdowns: Harrell (38-yard pass from Gerald).



## The Sugar Bowl

January 1, 1979  
Alabama 14, Penn State 7

NEW ORLEANS, La. — One vivid image was permanently etched into the minds of the 76,824 in the Superdome and the millions of TV viewers who watched the 45th annual Sugar Bowl on New Year's Day, 1979.

Penn State, the nation's No. 1 team was stopped on two consecutive plays inside the one-yard line to preserve a 14-7 victory for Alabama's second ranked Crimson Tide. That now-famous goal line stand won a national championship for Paul "Bear" Bryant's Crimson Tide. Alabama appeared content to run out the clock in the first half with 1:11 left. But Penn State called a timeout on two consecutive plays to stop the clock, hoping to get the ball back and set up a field goal. But senior halfback Tony Nathan countered with runs of 30 and 7 yards down to the Penn State 30 yard line.

Penn State coach Joe Paterno watched his plan backfire as Crimson Tide quarterback Jeff Rutledge found split end Bruce Bolton open in the end zone for a 30-yard touchdown.

Alan McElroy kicked the extra point to give Alabama a 7-0 halftime lead. In the third period, Nittany Lion quarterback Chuck Fusina hit Scott Fitzkee deep in the end zone for a touchdown. Matt Bahr's kick tied the game with at 7-7.

Moments later, Lou Ikner, Alabama's talented halfback, ran 62 yards with a Penn State punt before being dragged down at Penn State's 11-yard line. Three plays later Major Ogilvie rammed himself into the corner of the end zone, sprung by a key block from tight end Rick Neal. McElroy kicked the extra point ending the scoring at 14-7.

The Nittany Lions had a chance to tie the score when the Lions Joe Lally fell on a misdirected pitchout on an option play by Rutledge at the Tide 19 with 7:57 remaining. Penn State drove from there to a third and goal at the one. But the Alabama defense sealed off its end zone in a tremendous defensive effort, climaxed by Alabama linebacker Barry Krauss stopping Penn State tailback Mike Guman short of the goal line. After the game, Bryant commented on one of the most memorable goal line stands in college football history.

"That goal line stand was something I'll never forget."

Penn State	0	0	7	0	—	7
Alabama	0	7	7	0	—	14

Penn State — Touchdown: Fitzkee (17-yard Fusina pass). Point after touchdown: Bahr.  
Alabama — Touchdowns: Bolton (30-yard Rutledge pass), Ogilvie (8-yard rush). Point after touchdowns: McElroy 2 (kick).



## The Sugar Bowl

January 1, 1980  
Alabama 24, Arkansas 9

NEW ORLEANS, La. — The University of Alabama reached a new pinnacle of success as Coach Paul "Bear" Bryant's Crimson Tide beat Arkansas 24-9 in the 46th annual Sugar Bowl.

In the process of winning its fifth straight bowl, four of them Sugars, this unbeaten Alabama team became the first Tide squad in the school's history to win 12 games in a season.

A record Sugar Bowl crowd of 77,468 and millions of viewers on national TV watched Alabama win.

After Ish Odenez booted a 34-yard field goal following Arkansas' recovery of Don McNeal's fumble on the opening kickoff, the Razorbacks didn't get back into the game until Alabama was holding a 17-3 advantage in the third quarter.

The game's most valuable player, Major Ogilvie, capped off an 82-yard touchdown drive with a 22-yard scramble to put Alabama up 7-3 in the first period.

Arkansas quarterback Kevin Scanlon fumbled a snap from center and linebacker Thomas Boyd recovered the ball on the Hog 22.

Again it was Ogilvie, minutes later with a one-yard plunge to set up a 14-3 advantage.

With two minutes left in the half, Ogilvie returned a punt 50 yards to the Arkansas 30, setting up an Alan McElroy field goal, which made the halftime score 17-3.


Arkansas came back from halftime with an 80-yard scoring drive in 11 plays, but the Bama defense rejected Scanlon's two-point attempt after the touchdown and the Razorbacks were held scoreless for the remainder of the contest.

Alabama quarterback Steadman Shealy engineered a final 98-yard touchdown drive capped off by a 12-yard blast by senior Steve Whitman.

Alabama's defense held the Razorbacks the rest of the way, under the brilliant secondary of Tommy Wilcox and Jim Bob Harris.

Alabama	14	3	0	7	—	24
Arkansas	3	0	6	0	—	9

Alabama — Touchdowns: Ogilvie (22-yard rush), Ogilvie (1-yard run), Whitman (12-yard run). Points after touchdowns: McElroy 3 (kick). Field goal: McElroy (25-yarder).  
Arkansas — Touchdown: Farrell (3-yard pass from Scanlon). Point after touchdown: failed. Field goal: Ordenez (34 yarder).



## The Cotton Bowl

January 1, 1981  
Alabama 30, Baylor 2

DALLAS, Texas — Alabama capped off a 10-2 season by decking Southwest Conference champion Baylor 30-2 in the Cotton Bowl on New Year's Day 1981.

For only the second time since 1971, Alabama had failed to win the Southeastern Conference championship, finishing second behind eventual national champion Georgia. The Tide had been upset by Mississippi State (6-3) to snap its longest-in-the-nation 28 game winning streak and then fell to old nemesis Notre Dame (7-0).

But against Grant Teaff's Baylor Bears, Paul "Bear" Bryant's Crimson Tide was impressive. The 'Bama defense was the big hero, as the likes of middle guard Warren Lyles, E.J. Junior and Thomas Boyd shut down Baylor's thought-to-be unstoppable running tandem of Walter Abecrombie and Dennis Gentry.

The pair had combined for nearly 2,000 yards during Baylor's 10-1 regular season, but on this sunny day in Dallas, they were limited to 54 yards — altogether.

Major Ogilvie (one yard run), Don Jacobs (one yard run) and Mark Nix (three yard run) scored touchdowns for the Crimson Tide and sophomore Peter Kim added a Cotton bowl record three field goals to send Alabama to its record-tying sixth consecutive bowl victory.

Alabama	6	7	3	14	—	30
Baylor	2	0	0	0	—	2

Alabama — Touchdowns: Ogilvie (1-yard run). Jacobs (1-yard run). Nix (3-yard run). Points after touchdown: Kim 2 (kicks). Mardini 1 (kick). Field goals: Kim 3 (29 yards, 38 yards, 42 yards).  
Baylor — Safety: Lewis tackled in endzone.



## The Cotton Bowl

January 1, 1982  
Texas 14, Alabama 12

DALLAS, Texas — Alabama marched into Dallas as the Southeastern Conference co-champion and its coach as the winningest man in the history of the game, but Fred Akers' Texas Longhorns were not impressed.

Five weeks after Bryant had won his record-shattering 315th contest against cross-state rival Auburn, the Longhorns came from behind to hand Alabama a 14-12 defeat, which ended its season at 9-2-1.

After a scoreless first quarter, Alabama struck to take a 7-0 lead into halftime as sophomore quarterback Walter Lewis tossed six yards to sophomore wide receiver Jesse Bendross. Junior Peter Kim kicked the extra point.

Kim added a 24 yard field goal in the third quarter to put the Crimson Tide out front 10-0.


But Texas saved its best for the final quarter, wherein it scored each of its 14 points. Quarterback Robert Brewer, who completed 12 of 21 passes on the day for 201 yards, directed the Longhorns on two fourth quarter scoring drives, running himself 30 yards for the first points.

Terry Orr's eight yard run was the clincher and Raul Allegre added his second PAT to give the Longhorns a 14-10 lead.

Texas allowed an intentional safety in the game's closing moments to secure the win.

Alabama	0	7	3	2	—	12
Texas	0	0	0	14	—	14

Alabama — Touchdown: Bendross (6-yard pass from Lewis). Point after touchdown: Kim 1 (kick). Field goal: Kim (24 yards). Safety: QB tackled in end zone.  
Texas — Touchdowns: Brewer (30-yard run). Orr (8-yard run). Point after touchdown: Allegre 2 (kick).



## The Liberty Bowl

December 29, 1982  
Alabama 21, Illinois 15

MEMPHIS, Tenn. — The University of Alabama football team retired Coach Paul W. "Bear" Bryant in grand fashion by registering a 21-15 Liberty Bowl victory over Illinois at Memphis, Tenn.

The win gave Coach Bryant a final record of 323-85-17 — unmatched in intercollegiate football history.

"Many thanks to the staff for one heck of a job," he said afterward in a crowded press interview tent. "The players' preparation and the coaches' preparation, especially in this circus-type atmosphere, were exceptional.

"I am thankful to have won my final game," said the Crimson Tide coaching legend. "Whether the team likes it or not, they will always be remembered for winning my last game. I am proud they wanted to win this one for me."

Alabama saw fullback Ricky Moore, flanker Jesse Bendross and fullback Craig "Touchdown" Turner scored touchdowns for the Tide in Bryant's final battle to overcome Illinois' potent offensive attack.

Even Heisman Trophy candidate Tony Eason who threw two touchdown passes on the evening, couldn't spoil Coach Bryant's final exciting appearance.

"Give Alabama credit," Eason said following his team's loss. "Their defense hit harder tonight than any opponent we faced all season long."

Crimson Tide cornerback Jeremiah Castille ended an illustrious career at Alabama by tying secondary Coach Louis Campbell's single game Liberty Bowl record with three interceptions.

"It sure was great to send Coach Bryant out a winner," Castille said after being named Liberty Bowl "Most Valuable Player." "He really deserved to finish his career on a good note."

With the win, the Crimson Tide ended its 1982 campaign with an 8-4 record. An upset loss to Tennessee and three disappointing November setbacks spoiled what could have been a national championship-type season, but the win over Illinois provided college football's greatest coach one of his most cherished memories.

Alabama	7	0	7	7	—	21
Illinois	0	6	0	9	—	15

Alabama — Touchdowns: Moore (4-yard rush), Bendross (8-yard rush), Turner (1-yard rush). Points after touchdown: Kim 3 (kick).  
Illinois — Curtis (1-yard rush), Williams (2-yard Eason pass). Points after touchdown: failed: Field goal: Bass (23 -yarder).





## The Sun Bowl

December 24, 1983  
Alabama 28, SMU 7

EL PASO, Texas — It was the largest crowd (41,412) to ever witness an event in El Paso, Texas sports history. The University of Alabama Crimson Tide football team gave the fans their money's worth and shocked fifth ranked SMU, 28-7, in the 50th anniversary of the Sun Bowl.

Alabama gained possession with 7:33 remaining in the first quarter at its own 41 yard line and drove 59 yards in seven plays as fullback Ricky Moore pounded over from the one for the game's initial touchdown. "The offensive line did a great job all day," Moore said after racking up his sixth consecutive 100-yard-plus game with a Sun Bowl record 28 carries.


Following cornerback Sammy Hood's fumble recovery on a Lance McIlhenny bobble, Moore ran untouched for an 11-yard score to put the Tide ahead, 14-0, with 1:14 remaining in the first stanza. The key play in the drive was a 32-yard pass by quarterback Walter Lewis to flanker Greg Richardson.

As the second quarter got underway, Alabama marched 91 yards on a 15-play possession as Lewis capped the drive with a one-yard keeper to move Alabama ahead 21-0, with 7:16 left in the first half. The senior signal-caller from Brewton engineered a march that knocked 6:22 off the clock and he combined for 58 yards (45 passing, 13 rushing). After the teams traded turnovers late in the half, the Crimson Tide put together its final scoring drive of the 1983 season when the team moved 62 yards. The offensive line provided outstanding protection for Lewis, who found split end Joey Jones on a 19-yard touchdown pass with 43 seconds left on the clock.

Although the Mustangs got on the scoreboard in the third quarter when McIlhenny threw a 15-yard touchdown strike to wide receiver Marquis Pleasant to cut the Tide lead, 28-7, the Alabama defense took over and shut the "Pony Express II" down.

Alabama	14	14	0	0	—	28
SMU	0	0	7	0	—	7

Alabama — Touchdowns: Moore (1-yard rush); Moore (11-yard rush); Lewis (1-yard rush); Jones (19-yard Lewis pass). Points after touchdown: Tiffin 4 (kick).  
SMU — Touchdown: Pleasant (15-yard McIlhenny pass).  
Point after touchdown: Harrell 1 (kick).



## The Aloha Bowl

December 28, 1985  
Alabama 24, Southern California 3

HONOLULU, Hawaii — Alabama had "fun in the sun" in beautiful Hawaii dominating Southern California 24-3 in the fourth annual Aloha Bowl in Honolulu to end the season with a 9-2-1 record.

Before a crowd of 35,183, the Crimson Tide victory tied USC with the most bowl victories (21) as the traditional football powers met for only the second time in bowl competition. The Tide stopped USC 34-14 in the 1946 Rose Bowl, the last team to play in the bowl outside of the Big Ten and Pac Ten Conferences.

The first half ended in a 3-3 tie and led Coach Ray Perkins to comment afterwards. "This was the worst first half I have been associated with to play such a great second half."

Alabama was whistled for 68 yards on seven penalties in the first half. It scored on its first possession. From its own 15-yard line, the team drove to the USC 31 where Van Tiffin kicked a 48-yard field goal.

Early in the second quarter, USC tied the score on a 24-yard field goal by Don Shafer with 9:36 left in the half. Alabama had stopped the Trojans at the eight yard line on a drive that started from the USC 37.

The charged up Crimson Tide scored a touchdown on its second possession in the third quarter. Greg Richardson returned a punt 14 yards to the Trojan 42. Ten plays later fullback Craig Turner dove into the end zone from the one. Tiffin converted the extra point for a 10-3 lead.

Then freshman Kermit Kendrick intercepted a USC aerial and returned it 16 yards to the Trojan 44. Five plays later quarterback Mike Shula hit wide receiver Clay Whitehurst in the end zone for a 24-yard TD pass. Tiffin converted for a 17-3 lead with 13:25 left.

Alabama forced USC to punt on its next possession and Richardson called for a fair catch on the Trojan 44. Seven plays later, flanker Albert Bell ran a reverse around the left side for a 14-yard touchdown with 8:25 remaining. Tiffin kicked the extra point for the 24-3 final score.

Freshman running back Gene Jelks gained 79 yards on 17 carries and was named the Offensive MVP. Junior All-American linebacker Cornelius Bennett had nine tackles, broke up one pass and was named the Defensive MVP.

Alabama	3	0	7	14	—	24
Southern Cal	0	3	0	0	—	3

Alabama — Touchdowns: Turner (1-yard rush), Whitehurst (24-yard Shula pass), Bell (14-yard rush). Field Goal: Tiffin 1 (48 yards). Points after touchdown: Tiffin 3.  
Southern Cal — Field Goal: Shafer 1 (24 yards).



## The Sun Bowl

December 25, 1986  
Alabama 28, Washington 6

EL PASO, Texas — Alabama's star-studded senior class went out in grand style with a sparkling 28-6 victory over the Pac-10 runner-up Washington Huskies. The win gave the Crimson Tide a 10-3 record against one of the nation's toughest schedules.

Senior All-American linebacker Cornelius Bennett was selected the game's most valuable player. He led the defense that allowed Washington's high powered offense just 62 yards on the ground, and 241 yards total offense. The Tide didn't allow a touchdown.

After a scoreless first quarter, All-American halfback Bobby Humphrey broke loose for a 64-yard run for the game's first score with 13:55 left in the second quarter. The Huskies all-star kicker, Jeff Jaeger, booted a 31-yard field goal with 5:55 left and added a 34-yarder with :44 remaining as Alabama took a 7-6 halftime lead.

After two possession exchanges, Alabama's Freddie Robinson recovered a Washington fumble on their 47 yard line. In six plays, quarterback Mike Shula sharply guided the Crimson Tide to a touchdown, completing two passes to Humphrey, and a 32-yard scoring strike to Greg Richardson. All-American placekicker Van Tiffin converted his second PAT of the day with 6:24 remaining in the third stanza. Alabama led 14-6.

On the Crimson Tide's next possession, Humphrey ran three plays for 15 yards. Then Shula hit Angelo Stafford for 27 yards, Richardson for 25 and Humphrey for an 18-yard TD pass. The six-play, 83-yard drive took but 2:11 off the clock and with Tiffin's PAT, Alabama was in charge 21-6.

Alabama scored again on its next possession covering 92 yards in 16 plays. Humphrey ran in the score from three yards out after gaining 48 yards on ten carries and catching three passes for 30 yards from Shula on the drive. Tiffin converted again in the fourth quarter to seal the 28-6 victory.

Shula completed 15 of 26 passes for 176 yards with two TD passes to end his collegiate career. Humphrey ended a sensational year with three touchdowns. His 159 yards rushing gave him eight 100-plus yards rushing games for the season. It was Coach Perkins last game with the Crimson Tide and one of his team's best performances while he was at the helm.

Alabama	0	7	14	7	—	28
Washington	0	6	0	0	—	6

Alabama — Touchdowns: Humphrey (64-yard rush), Richardson (32-yard Shula pass), Humphrey (18-yard Shula pass), Humphrey (3-yard rush). Points after touchdown: Tiffin 4 (kick).  
Washington — Field Goals: Jaeger 2 (31 and 34 yards).



## The Hall of Fame Bowl

January 2, 1988  
Michigan 28, Alabama 24

TAMPA, Fla. — In a battle of two traditional football powers, Alabama and Michigan met for the first time in the second Hall of Fame Bowl in Tampa, Fla., and the Wolverines won 28-24 on a fourth down last minute touchdown.

NBC televised the game nationally and 60,156 fans looked on as Alabama Coach Bill Curry faced Michigan Assistant Head Coach Gary Moeller who replaced Head Coach Bo Schembechler, who had a heart attack three weeks prior to the game.

A 51-yard Philip Doyle field goal at 8:43 in the first quarter gave the Crimson Tide a 3-0 lead. Michigan's All-American halfback Jamie Morris then proceeded to score three unanswered touchdowns. Two came in the second quarter from 25 and 14 yards out. Michigan held a 14-3 lead at intermission.

On Michigan's second possession in the third quarter, Morris broke through the left side of his line for a 77-yard touchdown sprint with 9:36 remaining. Down 21-3, Alabama came to life and scored three touchdowns for the lead.

With 4:55 left in the third stanza, tight end Howard Cross took a 16-yard scoring strike from quarterback Jeff Dunn to complete a 72-yard drive but the Tide failed on a two-point conversion. Then on Alabama's next possession, the team put together an 85-yard drive with its All-American tailback Bobby Humphrey leaping over from the one yard line.

After forcing Michigan to punt on its next two possessions, the passing of Dunn and the running of Humphrey completed a 79-yard drive with Humphrey scoring on a determined 17-yard run. Dunn completed a two-point play to Clay Whitehurst for a 24-21 lead with 4:49 remaining to play.


Starting from its own 38-yard line after the kickoff, Michigan caught fire and moved to Alabama's 20-yard line with a fourth and three situation. In a surprise move, quarterback Demetrius Brown completed a beautifully executed touchdown pass with 50 seconds left in the game to flanker John Kolesar in the end zone to give the Wolverines a 28-24 victory.

Dunn completed 23 of 40 passes for 269 yards and Humphrey rushed for 149 yards on 27 attempts to lead Alabama offensively.

Alabama	3	0	6	15	—	24
Michigan	0	14	7	7	—	28

Alabama — Touchdowns: Cross (16-yard pass from Dunn), Humphrey (1 and 17-yard rushes). Field goal: Doyle (51-yard).

Michigan — Touchdowns: Morris (25, 14 and 77-yard run), Kolesar (20-yard pass from Brown).



## The Sun Bowl

December 24, 1988  
Alabama 29, Army 28

EL PASO, Texas — Alabama rallied to defeat upset-minded Army 29-28 in the 55th annual Sun Bowl Classic. Quarterback David Smith shattered passing records set by Bama names such as Steve Sloan and Joe Namath in guiding Bama to this win on a near perfect football day in El Paso.

A 51-yard run by Army fullback Ben Barnett set up the first score of the game, a one-yard run by Mike Mayweather, with less than three minutes gone in the action.

Alabama cut the lead to 7-3 in the first quarter, but early in the second period, the Cadets took a 14-3 lead when quarterback Bryan McWilliams capped a 69-yard, six-play drive with a 30-yard TD scamper on a patented wishbone option play. Again Alabama had to settle for a Philip Doyle field goal, this time from 22 yards out.


The end of the first half brought some of the game's most pivotal moments. While the Alabama defense was trying to figure out the intricacies of the Black Knights' wishbone, Army finally went to the airways on a halfback pass. Bama got a break when passer Calvin Cass overshot a wide open Otto Leone for what would have been a cinch score. Instead Army had to settle for a field goal attempt from the Bama 24 yard line. Enter Bama's sensational Derrick Thomas, king of the big play. Thomas blocked the kick, keeping Army from adding to its lead. David Smith rapidly drove Alabama 76 yards in 1:12 for a score. With only :35 left in the first half, Doyle converted the extra point to narrow the lead to 14-13.

With only a few ticks left on the clock, Army lined up for another field goal try, this time from the Bama 27-yard line. Keith Walker's 44-yard attempt was blocked, again by the omnipresent Thomas. Trailing 28-20, Bama and Smith did not panic, driving back to the Knights' two-yard line. Doyle was called on to kick a 32-yard field goal with 7:25 left.

A 19-yard pass from Smith to Todd Richardson and a 16-yard run by Wayne Shaw led to a touchdown in the Tide's winning drive with senior David Casteal leaping into the end zone for the winning score. Smith, the game's MVP, completed 33 of 52 for 412 yards, each setting an Alabama bowl record.

Army	7	7	14	0	—	28
Alabama	3	10	7	9	—	29

Alabama — Touchdowns: Battle (7-yard pass from Smith); Payne (23-yard pass from Smith); Casteal (2-yard run). Field Goals: Doyle (37, 22, 32 yards). PATs: Doyle (2 of 2) Army — Mayweather (1 and 3-yard runs); McWilliams (30-yard run); Miller (57-yard interception return); PATs: Walker (4 of 4)



## The Sugar Bowl

January 1, 1990  
Miami 33, Alabama 25

NEW ORLEANS, La. — On the first day of the 1990s, Miami clinched the 1989 National Championship with a 33-25 victory over seventh-ranked Alabama in a game that was Bill Curry's last as head coach of the Crimson Tide.

Miami never trailed in the game, moving ahead 7-0 with 4:55 left in the first quarter on a three-yard run by fullback Stephen McGuire. Actually the Tide had held the Hurricanes on downs and forced a field goal attempt by Carlos Huerta but Bama was off-sides, giving Miami a first down at the three-yard line.

Two series later the Tide was even at 7-7, thanks to a short punt and a 10-yard return by Gene Jelks which put Bama within striking range from the Miami 36. It took nine plays to move that distance against the renowned Miami defense, but a four-yard reception by Marco Battle scored the Tide touchdown.

Miami was quickly back in front 13-7 after going 78 yards in five plays. Big Mike Ramil, playing in his final Bama game, blocked Huerta's extra point to leave it at 13-7.

Tide freshman Antonio London recovered a Miami fumbled punt to set up a 45-yard field goal by Philip Doyle. Nine plays later Miami was up 20-10 after Alex Johnson scored from three yards out. In its most impressive drive of the night, Alabama covered 80 yards in 11 plays and scored on a seven-yard pass from Gary Hollingsworth to Lamonde Russell with :40 left in the half.

Alabama was back in business seconds later when senior Lee Ozmint intercepted an Erickson toss and ran it back 23 yards to the Miami 19. Doyle tried a 40-yard field goal on the final play of the half. He had the distance to hit it from better than 60 yards but the kick sailed to the left and the halftime score read: Miami 20, Alabama 17.


Miami dominated the second half, scoring a pair of TDs on Erickson passes. Trailing 33-17 late in the game, Alabama made a heroic effort to get back into the tilt. The Tide attempted an on-sides kick, but failed and the Hurricanes had little trouble in running out the clock and claiming not only the Sugar Bowl crown but the unanimous No. 1 ranking in the nation as well.

Miami	7	13	6	7	—	33
Alabama	0	17	0	8	—	25

Alabama — Touchdowns: Battle (4-yard pass from Hollingsworth), Russell (7-yard pass from Hollingsworth), Wimbley (9-yard pass from Hollingsworth). PATs: Doyle (2 of 2), Russell (1 of 1 pass from Hollingsworth). Field Goals: Doyle (45).

Miami — McGuire (3-yard run), Carroll (19-yard pass from Erickson), Johnson (3-yard run), Chudzinski (11-yard pass from Erickson), Bethel (12-yard pass from Erickson). PATs: Huerta (3 of 4), Erickson (0 of 1 pass). Field Goals: none.





## The Fiesta Bowl

January 1, 1991  
Louisville 34, Alabama 7

TEMPE, Ariz. — The Louisville Cardinals, behind four, first-quarter touchdowns, jumped to a 25-0 lead over the Crimson Tide and then coasted to a 34-7 victory in the 1991 Sunkist Fiesta Bowl in Tempe, Arizona.

The game marked the second time Howard Schnellenberger, an assistant coach at Alabama from 1961-65, had faced the Tide as a head coach. Schnellenberger, an assistant under the legendary Paul "Bear" Bryant, helped coach the Tide to an impressive, 49-5-1 record, including three SEC and national championships (1961, 64 and 65).

Offensively, the Tide compiled only 189 yards total offense. Alabama's vaunted defense, ranked first in passing defense, third in total defense, fourth in scoring defense and sixth in rushing defense, gave up a Bama bowl-record 458 yards passing. The Cardinals rushed for another 113 yards to set an opponent record for most yards gained in a bowl game (571).

The Tide defense was unable to stop the Cardinals' Browning Nagle who hit on 20-of-33 attempts for 451 yards and three TDs. The Tide's only score came when Charles Gardner intercepted a Jeff Brohm pass and returned it 49 yards for a TD in the second quarter.


The Cardinals jumped out in the first quarter when Nagle hit Latrell Ware for a 70-yard scoring pass with 7:35 left. Ralph Dawkins came back with 3:40 remaining to score on a five-yard burst that capped a six-play, 26 yard drive. The Tide's Byron Holdbrooks blocked the extra point, but just 53-seconds later, Louisville blocked an Alabama punt and recovered it in the endzone for a touchdown. The Cardinals went for two, but George Teague stopped Ralph Dawkins on the one-yard line.

Louisville rounded out the scoring when Nagle threw 19 yards to Anthony Cummings and Bama quarterback Danny Woodson was called for intentional grounding in the endzone.

Alabama	0	7	0	0	—	7
Louisville	25	0	7	2	—	34

Alabama — Touchdowns: Gardner (49-yard interception return)

Louisville — Touchdowns: Ware (20-yard pass from Nagle); Dawkins (5-yard run); Cummings (37-yard pass from Nagle); Buchanan (recovered blocked punt in endzone); Cummings (19-yard pass from Nagle). Safety (Alabama intentional grounding in endzone). PATs: Wilmsmeyer (1 of 2). Two-point conversions (0-2, both passes, failed).



## The Blockbuster Bowl

December 28, 1991  
Alabama 30, Colorado 25

MIAMI, Fla. — Alabama relied on a second half rally and three Jay Barker touchdown passes to come from behind and defeat defending national champion Colorado 30-25 at Joe Robbie Stadium in South Florida.

David "The Deuce" Palmer was honored with the "Brian Piccolo Award" as the game's most valuable player. He got the Crimson Tide on the scoreboard first in his usual fashion, a punt return. Palmer took the punt on Alabama's 48-yard line, ran through four Colorado defenders and scooted down the right sideline 52 yards for the score. Matt Wethington's PAT gave Alabama a 7-0 lead.

A blocked Tank Williamson punt gave the Buffaloes the ball on the Alabama three-yard line and two plays later Scott Phillips ran it in from the one. Jim Harper kicked the extra point to tie the game.

Two possessions later, Colorado took the lead when Ted Johnson tackled Martin Houston in the endzone for a safety.

Neither team could generate much offense, but the Alabama defense provided the necessary boost when Mark McMillian intercepted a Darian Hagan pass on the 50-yard line and ran it back 49 yards to the one. The Tide settled for a Wethington field goal. The Buffaloes used the final 43 seconds in the half and kicked a 33-yard field goal as time ran out.

In the second half, the Alabama offense woke up and drove the ball to Colorado's eight. An apparent David Palmer touchdown was called back because of an illegal substitution, but on the next play (third-and-13) Barker and Siran Stacy connected on a 13-yard pass for six points. The two-point conversion failed and Alabama led, 16-12.

A Colorado touchdown gave them a three point lead (19-16), but Alabama marched 75 yards on its next possession and scored on a 12-yard toss from Barker to Kevin Lee. Wethington's PAT put the Tide up 23-19. A 15-play drive in the fourth quarter culminated with a five-yard touchdown pass from Barker to Palmer and gave the Tide a 30-19 lead. Colorado got a quick fourth quarter score to bring them within five, but the Alabama defense held on to preserve the victory.

Colorado	7	5	7	6	—	25
Alabama	7	3	13	7	—	30

Alabama — Touchdowns: Palmer (52-yard punt return, 5-yard pass from Barker), Stacy (13-yard pass from Barker), Lee (12-yard pass from Barker). PATs: Wethington, (3 kicks), Palmer (0 of 1, rush). Field Goals: Wethington (25). Colorado — Touchdowns: Phillips (1-yard run), Westbrook (62-yard pass from Hagan), Johnson (13-yard pass from Hagan). Safety: Johnson tackles Houston in endzone. PATs: Harper (2 of 2, kicks), Hagan (0 of 1, pass). Field Goals: Harper (33).



## The Sugar Bowl

January 1, 1993  
Alabama 34, Miami 13

NEW ORLEANS, La. — In front of 76,789 in the Superdome and a national TV audience, Alabama proved the skeptics wrong as the Tide handily defeated the No. 1 ranked Miami Hurricanes 34-13, winning the national championship for the first time since 1979.

Alabama's defensive strategy stifled Miami's rushing game, only allowing the Hurricanes 48 yards on the ground. Gino Torretta did pass for another 278, but it would not matter.

With Alabama leading 13-6 at the half, the defense took control of the game early in the third quarter. On the 'Canes first play from scrimmage, Torretta was intercepted by Tommy Johnson, who returned the ball to the Miami 20-yard line. Six plays later, Derrick Lassic scored from a yard out to increase Bama's lead to 20-6.

Alabama's defense had been giving Torretta problems all day but the one play that virtually spelled the end for Miami came on their next possession. The Tide pulled all 11 players up to the line with Torretta operating from the shotgun. His errant pass was snared by George Teague who high-stepped 31 yards for a second Tide touchdown in 16 seconds.

This play by Teague would be a big one in the Tide's victory, however, it would not be the only one Teague would be remembered for in this game.


Trailing 27-6, the Hurricane offense took the field to mount a successful second-half drive. On Miami's second down and 10 play, Teague made one the biggest defensive plays of the season, although it was null and void because of a five-yard offside penalty called against Alabama.

Torretta hit his favorite receiver, Lamar Thomas, who was streaking down the sideline for an apparent six points. Teague streaked down the sideline, ran Thomas down, stripped the ball from him, and proceeded to advance the ball in the other direction for a short gain. The play may not be officially recorded in the record books but it will stand as one of the best defensive plays ever.

Derrick Lassic controlled Alabama's ground game, cutting, slicing and weaving his way to 135 yards rushing on 28 carries and two touchdowns. The Tide rushed for 267 yards on the day.

Alabama	3	10	14	7	—	34
Miami	3	3	0	7	—	13

Alabama — Touchdowns: Williams (2-yard run), Lassic (1 and 4-yard runs), Teague (31-yard INT return). PATs: Proctor (4 of 4 kicks). Field Goals: Proctor (19, 23). Miami — Touchdowns: Kevin Williams (78-yard punt return). PATs: Prewitt (1 of 1 kick). Field Goals: Prewitt (49, 42).



## The Gator Bowl

December 31, 1993  
Alabama 24, North Carolina 10

JACKSONVILLE, Fla. — A key to this game for Alabama was to stop the Tar Heels' running attack led by 1,000-yard rushers Curtis and Leon Johnson. The Tide would also have to concern itself with the passing game, guided by Jason Stanicek (139-219-1,878 yards and 12 TDs) whose favorite receiver, Corey Holliday, finished the year with 867 yards and two TDs.

A key ingredient for Alabama to win would be the play of back-up quarterback Brian Burgdorf, who was starting for the injured Jay Barker. Also, the Tide defensive backs would be without the services of consensus All-American Antonio Langham, who lost his eligibility for the SEC Championship game and the Gator Bowl.

After a scoreless first quarter, Alabama got on the board with a Michael Proctor 22-yard field goal with 11:01 in the second quarter. The Tar Heels answered Alabama's score with a one-yard touchdown carry by William Henderson on the next series giving them a 7-3 lead.

On Alabama's next series, Burgdorf hit three-of-four passing for 27 yard and picked up another 19 himself placing Alabama on the Tar Heels' 33-yard line. On first and 10, Burgdorf ran a draw up the middle for the distance and the touchdown. Proctor's PAT gave Alabama a 10-7 lead.


North Carolina tied the game with two seconds left on the clock before the half on a Tripp Pignetti 23-yard field goal.

In the third quarter, Alabama had the first possession and used its rushing attack to drive the length of the field. On second and goal from the UNC eight, Burgdorf threw his first pass of the drive to Tarrant Lynch in the middle of the end-zone for six points.

Alabama's final score was Chad Key's first career touchdown. The Tide picked up three rushing first downs and then Burgdorf hit Key on a 10-yard reception. Proctor's PAT gave Alabama a 24-10 lead with 6:34 left, with neither team threatening again.

Alabama	0	10	7	7	—	24
North Carolina	0	10	0	0	—	10

Alabama — Touchdowns: Brian Burgdorf (33-yard run), Tarrant Lynch (8-yard pass), Chad Key (10-yard pass). PATs (Michael Proctor 3 of 3 kicks). Field Goals: Proctor (22). North Carolina — Touchdowns: William Henderson (1-yard run). PAT Tripp Pignetti (1 of 1 kick). Field Goal: Pignetti (23).



## The Citrus Bowl

January 2, 1995  
Alabama 24, Ohio State 17

ORLANDO, Fla. — The Crimson Tide and the Ohio State Buckeyes met for only the third time in the two schools' storied histories at the 1995 CompUSA Florida Citrus Bowl. Alabama, winner of the previous two encounters with OSU, made its first Citrus Bowl appearance.

After a scoreless first quarter, Alabama took possession following a missed field goal and mounted an impressive drive, but the momentum seemed to escape when a stray dog found his way onto the field and caused a lengthy delay. The drive stalled and Michael Proctor's 49-yard field goal attempt was blocked.

The Crimson Tide started another drive on its 20-yard line with just over four minutes remaining in the first period. The 16-play, 80-yard drive ended early in the second period and was capped off by Tarrant Lynch's touchdown run from nine yards out.

The lead was short-lived, however, as 13 seconds later, Ohio State tied the game with a 69-yard bomb from Bobby Hoying to Joey Galloway. The Buckeyes then capitalized on a blocked punt deep in Tide territory, and Hoying hooked up with Galloway once again, this time from 11 yards out, to give Ohio State a 14-7 lead.

Alabama responded with an 11-play, 80-yard drive on the very next possession to tie the game. Sherman Williams finished the drive with a seven-yard scamper and both teams went to the locker room deadlocked at 14.


After a scoreless third quarter, OSU regained the lead at 17-14 as Josh Jackson connected on a 34-yard field goal with 8:41 to go in the game. Michael Proctor, who had missed a 25-yard field goal to start the fourth quarter, redeemed himself with a 27-yarder that tied the score, 17-17, with 4:29 left to play.

With less than a minute to play, Jay Barker hit Sherman Williams over the middle for a 50-yard touchdown and a 24-17 win. Alabama finished the season at 12-1-0, and with the victory, the senior class of 1994 (45-4-1) broke the record for most wins in a four-year period. Sherman Williams rushed for 166 yards, catching eight passes for 155 yards and scoring two touchdowns.

Alabama	0	14	0	10	—	24
Ohio State	0	14	0	3	—	17

Alabama — Touchdowns: Tarrant Lynch (9-yard run), Sherman Williams (7-yard run), Sherman Williams (50-yard pass). PATs: Michael Proctor (3 of 3 kicks). Field Goals: Proctor (27).

Ohio State — Touchdowns: Joey Galloway (69-yard pass, 11-yard pass). PATs: Josh Jackson (2 of 2 kicks). Field Goals: Jackson (34).



## The Outback Bowl

January 1, 1997  
Alabama 17, Michigan 14

TAMPA, Fla. — With two storied football traditions behind both teams participating in the 1997 Outback Bowl in Tampa Bay, the Crimson Tide and the Michigan Wolverines met for the second time under the sun of Florida's Gulf coast.

Alabama provided the only score of the first quarter when placekicker Jon Brock nailed a 43-yard field goal with 11:18 remaining on the game clock, giving the Crimson Tide a 3-0 lead that lasted until midway through the second quarter.

Starting from their own 30 yard line, the Wolverines capitalized on their first possession of the second quarter as Remy Hamilton split the uprights from 44 yards away to tie the score at three with eight minutes left in the first half.

After two Alabama possessions ended in a punt and a costly interception, Michigan took possession on the Alabama 35-yard line and drove 33 yards, highlighted by a fake field goal that netted 18 yards. A stingy Tide stop unit forced the Wolverines to settle with a 22-yard field goal by Hamilton and Michigan took a 6-3 lead in to half-time.

After a scoreless third quarter, Butkus semifinalist Dwayne Rudd made the highlight reel and the play of the game for Alabama. Kelvin Sigler's blindside hit of quarterback Brian Griese forced an errant throw that Rudd picked off at the 12-yard line and returned 88 yards for the go-ahead score. Brock's extra point gave the Crimson Tide a 10-6 lead with 12:13 remaining in the game.

Two possessions later, tailback Shaun Alexander capped a five-play, 77-yard scoring drive with a 46-yard touchdown scamper to boost the Alabama lead to 17-6 with 2:15 remaining in the game.

Michigan did not go away, however, and the Wolverines mounted a nine-play, 80-yard scoring drive on the next possession, as Griese connected with Russell Shaw to move Michigan to within five. Chris Floyd completed the two-point conversion for the Wolverines and Bama's lead was cut to three.

An onside kick followed, and Alabama's Chad Goss recovered to close the game for the Tide. Rudd earned the Outback Bowl Most Valuable Player trophy.

Alabama	3	0	0	14	—	17
Michigan	0	6	0	8	—	14

Alabama — Touchdowns: Dwayne Rudd (88-yard INT return), Shaun Alexander (46-yard run). PATs: Brock (2 of 2 kicks). Field Goals: Brock (43).

Michigan — Touchdowns: Russell Shaw (9-yard pass). PATs: none. Conversions (Chris Floyd run). Field Goals: Hamilton (44, 22).





## The Music City Bowl

December 29, 1998  
Virginia Tech 38, Alabama 7

NASHVILLE, Tenn. — The Tide's 49th bowl appearance and the first for Mike DuBose as Alabama's head coach, turned out to be an unhappy affair, as Virginia Tech beat the Tide, 38-7 in the inaugural Music City Bowl. Televised by ESPN, the later-afternoon game was played in Vanderbilt Stadium before an announced crowd of 41,600. The weather was horrid with rain and sleet as the temperature hung just above the freezing mark.

Tech opening the scoring with a four-play, 56 yard drive to open the game as quarterback Al Clark ran 43 yards for the TD when his receivers were covered. Alabama came back in the second quarter to score on a 75-yard drive when Andrew Zow threw to Michael Vaughn for what would prove to be the Tide's only score of the game. Tech came back on the ensuing possession to score on a field goal to lead 10-7 at the half.

Virginia Tech then scored 14 points in each of the final two quarters to notch their ninth win of the season. The Hokies blocked a pair of Tide punts, picked-off three Alabama passes and generally played havoc with the Tide offense.

In the third quarter, three successive Alabama possessions ended with an interception, a blocked punt and a fumbled punt return. All three miscues resulted in Hokie touchdowns. The final Tech score came when Anthony Midget intercepted an Andrew Zow pass and returned it 27-yards for a touchdown.

Offensively, the stats were close...15 first downs for each team; 278 total yards for Tech and 274 yards for Alabama. Alabama lost one fumble, suffered three interceptions and could manage just 50 yards rushing. The Tide did have 224 yards passing, but could not move the football into the endzone.

Zow hit 19 of 35 passes for 224 yards and one TD, pitching eight to Shaun Alexander for 87 yards. Alexander, who rushed for 1,178 yards in the regular season, managed just 55 yards on 21 carries.

Alabama	0	7	0	0	—	7
Virginia Tech	7	3	14	14	—	38

Alabama — Touchdowns: Michael Vaughn (5-yard pass)  
Field Goals: None.

Virginia Tech — Touchdowns: Al Clark (43-yard run); Lamont Pegues (1-yard rush); Lamont Pegues (1-yard rush); Shyrone Stith (4-yard rush); Lamont Pegues (1-yard rush); Anthony Midget (27-yard interception return); Field Goals: Shayne Graham (44-yard) Conversions: Shayne Graham 5-of-5



## The Orange Bowl

January 1, 2000  
Michigan 35, Alabama 34 (OT)

MIAMI, Fla. — Two of the most storied college football teams faced each other in the 2000 FedEx Orange Bowl and only extra time and an extra point could separate them.

The Michigan Wolverines scored a touchdown and converted an extra point in the overtime to beat the Crimson Tide 35-34. Alabama scored a touchdown but missed the PAT on its overtime possession.

Shaun Alexander scored three touchdowns in the first three quarters to help the Crimson Tide build a 28-14 lead with 8:29 left in the third. His three touchdowns were the most in school history for an individual in a bowl game. Alexander finished with 161 yards rushing and scored his last touchdown on a 50-yard run.

Freddie Milons scored the last touchdown for Alabama in regulation on a 62-yard punt return. Milons ran for 107 yards on four punt returns to set a new Alabama and Orange Bowl record for punt return yards in a game. The previous records for both had been set by Hootie Ingram in the 1953 Orange Bowl Game.

Michigan rallied with three touchdowns in the third to tie the game at 28. The Wolverines lined up to attempt a game-winning field goal with two seconds left in regulation, but Phillip Weeks blocked the kick.


Weeks and several other Crimson Tide players had bigger roles in the bowl game than they had in the regular season. Lannis Baxley made his first start on the offensive line in place of injured Outland Trophy winner Chris Samuels. Baxley and Bart Raulston combined to secure the right tackle position and Dante Ellington moved to left tackle to fill in for Samuels.

Andrew Zow and Tyler Watts combined to take all the snaps at quarterback for Alabama. Zow threw for 86 yards and one touchdown and Watts completed all six of his passes for 35 yards.

The two teams combined to set new Orange Bowl records with 35 points scored in the third quarter.

Alabama	0	14	14	0	6	—	34
Michigan	0	7	21	0	7	—	35

Alabama — Touchdowns: Shaun Alexander (5-yard run); Alexander (6-yard run); Alexander (50-yard run); Freddie Milons (62-yard punt return); Antonio Carter (21-yard pass from Andrew Zow); Ryan Pflugner (4-of-5 PATs)  
Michigan — Touchdowns: David Terrell (27-yard pass from Tom Brady); Terrell (57-yard pass from Brady); Terrell (20-yard pass from Brady); Anthony Thomas (3-yard run); Shawn Thompson (25-yard pass from Brady); Hayden Epstein (5-of-5 PATs)



## The Independence Bowl

Dec. 27, 2001  
Alabama 14, Iowa State 13

SHREVEPORT, La. — The Alabama Crimson Tide made it four in a row to finish the 2001 season as the Tide trimmed Iowa State, 14-13 before a national television audience on ESPN. The game marked Alabama's 51st bowl appearance and the first ever for the Tide in the Independence Bowl.

Iowa State racked-up 456 yards of total offense and had 23 first downs. But the Tide defense held when it had to and the offense scored when it counted the most.

Trailing the Cyclones 13-10 late in the fourth quarter, Marc Miller and Wayne Bacon combined to block a Tony Yelk punt. Bama recovered at the Cyclone 29-yard line with 5:31 left in the fourth quarter.

Tailback Ahmaad Galloway ran right for two yards and then quarterback Andrew Zow connected with tight end Terry Jones, Jr., for a 27-yard TD strike for the winning points. Neal Thomas kicked the extra point and turned the game over to the Bama defense.

Iowa State began its drive at their own nine-yard line, getting to the Tide 30 before settling on a 47-yard field goal attempt by Yelk. The distance was enough to clear the uprights but the kick sailed wide right and Alabama celebrated its NCAA-best 29th bowl victory.

State's Ennis Haywood was the game's leading rusher with 125 yards on 20 carries, while the Tide was led by Galloway's 90 yards on 16 carries. Neither team had a rushing touchdown. The Cyclone's Wallace completed 25 of 42 passes for 284 yards, with Zow hit on 11 of 19 for 119 yards, one TD and one interception.

Alabama	0	7	0	7	—	14
Iowa State	3	7	3	0	—	13

Alabama — Touchdowns: Andrew Zow (8-yard run); Terry Jones (27-yard pass from Zow); Neal Thomas (2-of-2 PATs)

Iowa State — Joe Woodley (one-yard run); Tony Yelk (1-of-1 PATs, 2-of-5 FGs)



## The Music City Bowl

Dec. 31, 2004  
Minnesota 20, Alabama 16

NASHVILLE, Tenn. -- Minnesota's tailback tandem of Marion Barber III and Laurence Maroney rushed for a combined 292 yards in a 20-16 win over the Tide at the 2004 Music City Bowl at The Coliseum in Nashville.

Bama managed just 21 yards rushing but quarterback Spencer Pennington hit 22 of 36 passes for 243 yards and one TD.

The Tide struck first when Pennington, after a Freddie Roach fumble recovery, hit Le'Ron McClain with a two-yard TD pass to give the Crimson Tide a 7-0 lead just 48 seconds into the game.

The Tide then intercepted the Gophers on their next possession but gave the ball right back on a turnover of their own. Minnesota's Keith Lipka picked up a fumble at Bama's 2-yard line and stepped over the goal line for the touchdown to tie the game at 7-7. On their next possession, UM's Barber scored on a five-yard run to give the Gophers a 14-7 lead with 14:57 left in the first half. UM's Rhys Lloyd tacked on a field goal with 8:07 to play in the first half to go up 17-7 but Bama answered when McClain capped a 10-play, 73-yard drive with a one-yard run to make it 17-14 at the half.


Lloyd drilled his second field goal of the game to put UM up 20-14 with 10:16 left to play in the third. His 24-yarder capped an 11-play, 68-yard drive to open the second half. Following an Alabama punt, Minnesota, pinned deep in its own territory, opted for a safety with 3:11 left in the game to make the score 20-16.

Alabama had one last chance from their own 48-yard line. After two first downs moved the chains to the UM 19-yard line, Bama faced third down. Pennington missed an open Tyrone Prothro in the end zone that would have given Bama the lead. Pennington's fourth down pass to DJ Hall was also incomplete and Minnesota ran out the clock.

Alabama	7	7	0	2	—	16
Minnesota	7	10	3	0	—	21

Alabama -- Touchdowns: Le'Ron McClain two-yard pass from Spencer Pennington. McClain one-yard run. Field Goals: None. Conversions: Brian Bostick (2-2).

Minnesota -- Touchdowns: Keith Lipka one-yard fumble return. Marion Barber 5-yard run. Rhys Lloyd two extra points. Field Goals: Lloyd (1-2, 24-yards).



## The Cotton Bowl

Jan. 1, 2006  
Alabama 13, Texas Tech 10

DALLAS, Texas -- The Alabama Crimson Tide concluded its 2005 season at 10-2 thanks to a 13-10 win over No. 15 Texas Tech in the 2006 AT&T Cotton Bowl Classic in Dallas. It marked the Tide's 28th 10 win season, an NCAA record. When the dust settled, Alabama finished ranked 8th in both final polls.

Although the Jamie Christensen kick was by no means perfect, it was enough to keep Bama in the win column and marked his third game-winning field goal of the season.

Alabama's defense dominated the game early as the Red Raiders were forced to punt after their first possession of the game.

The Tide's first possession resulted in a 76-yard touchdown pass from Brodie Croyle to Keith Brown. It was the Tide's second play of the game and Croyle flicked a play action pass to Brown. Christensen's PAT was good, giving the Tide an early 7-0 lead.

The Tide defense held the Red Raiders in check until late in the first quarter when Alex Trlica hit a 34-yard field goal, cutting the Tide lead to 7-3.

With 2:39 left in the second quarter, Alabama had a 38-yard field goal blocked and Tech took over at the Bama 46. Tech marched to the Alabama 21 and with time ticking off, attempted a 37-yard field goal. Bama's Mark Anderson burst through to block the attempt.

In the third quarter, the Tide was able to put more points on the scoreboard when Christensen kicked a 31-yard field goal for a 10-3 Bama lead. Earlier in the fourth quarter, Tech managed another Trlica field goal to tie the game at 10-10.


Bama then went to work from their own 14-yard line, moving to the Red Raiders' 28-yard line. With just five seconds left in the game, Christensen nailed a 45-yard field goal, giving the Tide a 13-10 win.

In his last game, Alabama quarterback Brodie Croyle was named the game's Offensive MVP. He completed 19 of 31 passes for 275 yards and one touchdown. Alabama linebacker DeMeco Ryans was named Defensive MVP after getting seven tackles to lead the Bama defense.

Texas Tech	3	0	0	7	—	10
Alabama	7	0	3	3	—	13

Alabama - Touchdowns: Keith Brown 76-yard pass from Brodie Croyle. Conversions: Jamie Christensen (1-1). Field Goals: Jamie Christensen (2-3, 31 yards and 45 yards).

Texas Tech - Touchdowns: Jarrett Hicks 12-yard pass from Cody Hodges. Conversions: Alex Trlica (1-1). Field Goals: Alex Trlica



## The Independence Bowl

Dec. 28, 2006  
Oklahoma State 34, Alabama 31

SHREVEPORT, La. -- Ending the 2006 season in the PetroSun Independence Bowl, Alabama scored two late touchdowns to erase a 14-point deficit, but a 27-yard field goal by Oklahoma State's Jason Ricks with 13 seconds left pinned a 34-31 loss on Bama at Independence Stadium.

Alabama trailed at halftime, 24-14, after OSU capitalized on an early Alabama fumble to grab an early 7-0 lead when Dantrell Savage scored from one yard out. Alabama responded with a 72-yard scoring drive with John Parker Wilson connecting with Matt Caddell on a slant pattern to tie the score. Wilson finished the day 18-of-33 passing for 168 yards and a touchdown.

DJ Hall extended his school record for single-season receiving yards with five catches for 42 yards, giving him 1,056 yards on the season. Kenneth Darby had a career-high four catches for 30 yards and Caddell caught three for 33 yards and a touchdown.

After OSU extended its lead to 17-7 in the second period, Alabama answered with an 80-yard drive ended by a one-yard run by Tim Castille to pull the score to 17-14 before OSU led by 10 at the half, 24-14.

After the Tide opened the third quarter with a 24-yard field goal from Jamie Christensen to pull the score to 24-17, OSU extended its lead to 31-17.

Alabama's comeback came quickly. Javier Arenas returned a punt 86 yards for a score to pull the Tide within seven, 31-24, with 10:50 remaining. The touchdown was the longest punt return in Independence Bowl history. On the ensuing kickoff, Chris Rogers forced a fumble and recovered it on the OSU 21-yard line. Five plays later, Wilson tossed a screen pass (ruled a lateral) to right tackle Andre Smith, who carried the ball two yards into the end zone, tying the score 31-31 with 8:41 remaining.


After trading possessions, the OSU offense strung together a 10-play, 74-yard drive to the Alabama 10 with 13 seconds remaining, and Ricks' 27-yard field goal split the uprights for the 34-31 verdict.

Alabama	7	7	3	14	—	31
Oklahoma St.	7	17	0	10	—	34

Oklahoma State - Touchdowns: Dantrell Savage, 1-yd run, Keith Toston, 4-yd run, Toston 7-yd run, Adarius Bowman 10-yd reception from Bobby Reid. Field Goals: Jason Ricks (2), PATS (4)

Alabama - Touchdowns: Matt Caddell 18-yd reception from Brodie Croyle; Tim Castille 1-yd run; Javier Arenas 86-yd punt return; Andre Smith 2-yd run. Field Goals: Jamie Christensen (1), PATS (4)





## The Independence Bowl

Dec. 30, 2007  
Alabama 30, Colorado 24

Alabama used a 20-point first quarter and relied on a stingy second-half defense to withstand Colorado in the PetroSun Independence Bowl Sunday, gaining 388 total yards in a 30-24 win over the Buffaloes at Independence Stadium.

Alabama (7-6) dominated the first quarter of the game, opening with two field-goal-scoring drives and a touchdown, a 15-yard pass from junior John Parker Wilson to senior Keith Brown for a 13-0 lead 10 minutes into the game.

After a Colorado punt, Alabama took the ball 63 yards on its next possession, capping the drive with a 34-yard touchdown pass from Wilson to senior Matt Caddell for the 20-0 first-quarter lead. A blocked Colorado punt set up the Tide at its own 35-yard line, and six plays later Wilson hit Nikita Stover with a 34-yard touchdown pass to extend Alabama's lead to 27-0. Wilson completed 13 of his first 15 passes for 185 yards and three touchdowns.

Late in the half, Colorado quarterback Cody Hawkins found receiver Tyson DeVree for a four-yard score to cut the Tide lead to 27-7. A 25-yard pass from Hawkins to Dusty Sprague with four seconds left cut the Alabama lead to 27-14 at the half.

A third quarter Colorado field goal cut the Alabama lead to 27-17.

In the fourth quarter, Alabama was able to extend its lead to 30-17 with a 26-yard field goal from Leigh Tiffin, his third of the night, with 4:36 left in the game. Colorado then went 69 yards in just 45 seconds to cut the Alabama lead to 30-24 with a touchdown pass from Hawkins to DeVree, but the Tide was able to convert two first downs on its next possession, running the clock down to preserve the victory.

Wilson was 19-of-32 passing for 256 yards, with three touchdowns and one interception. The Alabama defense was led by defensive end Wallace Gilberry, who recorded five tackles-for-loss in an eight-tackle performance in his final game for the Tide, tying the Alabama single-game record for tackles-for-loss. Safety Rashad Johnson had 13 tackles while Mustin had eight stops to go with his interception.

Alabama	20	7	0	3	-	30
Colorado	0	14	3	7	-	24

Alabama - Touchdowns: Keith Brown 15-yard pass from John Parker Wilson, Matt Caddell 34-yard pass from Wilson, Nikita Stover 31-yard pass from Wilson. Conversions: Leigh Tiffin (3-3). Field Goals: Leigh Tiffin (3-3, 41 yards, 24 yards, 26 yards).

Colorado- Touchdowns: Tyson DeVree 4-yard pass from Cody Hawkins, Dusty Sprague 25-yard pass from Hawkins, DeVree 14-yard pass from Hawkins. Conversions: Kevin Eberhart (3-3). Field Goals: Kevin Eberhart (1-2, 39 yards)



## The Sugar Bowl

Jan. 2, 2009  
Utah 31, Alabama 17

NEW ORLEANS, La. - Fourth-ranked Alabama battled back from an early 21-0 deficit against No. 6 Utah, getting to within 21-17 in the second half, but the Crimson Tide fell to the Utes, 31-17, in the 75th Allstate Sugar Bowl in New Orleans. Alabama finished the season with a 12-2 record while Utah finished the season as college football's only undefeated team at 13-0.

Utah scored 21 first-quarter points, converting one interception into points and getting a pair of touchdown passes from Brian Johnson to take a 21-0 lead into the second quarter. Alabama rallied with a 73-yard punt return for a touchdown by Javier Arenas. A fumble on Utah's first possession of the third quarter gave Alabama the ball in the Utes' territory, and a 4-yard touchdown pass from John Parker Wilson to Glen Coffee cut the margin to 21-17 with 11:14 to go in the third. Utah, however, closed the game on a 10-0 run.

Wilson completed 18 of 30 passes for 177 yards, with one touchdown and two interceptions. Julio Jones was Wilson's leading receiver, finishing with seven catches for 77 yards. Coffee (36 yards) and Mark Ingram (26) combined for 62 yards on the ground. Coffee moved into second place on the Alabama single-season rushing list with 1,386 yards. The game was Alabama's first Sugar Bowl appearance since its national championship win over Miami to close the 1992 season, and its first Bowl Championship Series appearance since playing in the Orange Bowl in the 1999 season. The game extended Alabama's NCAA-best bowl appearances mark to 56.

Johnson threw for 336 yards and three touchdowns for Utah on his way to being selected the game's most outstanding player. Johnson was 27-of-41 and was not intercepted. Utah's defense was impressive, intercepting Wilson twice and sacking him eight times, with the seventh sack forcing a fumble that ended the Crimson Tide's last threat with just more than five minutes remaining.

Johnson connected with receiver Freddie Brown 12 times for 125 yards. His touchdown passes went for 7 yards to Brent Casteel, 18 yards to Bradon Godfrey and 28 yards to David Reed. Matt Asiata ran for a 2-yard score, set up by Reed's leaping catch at the 2. An Alabama comeback appeared to be building early in the second half, when Dont'a Hightower stripped Johnson, and Bobby Greenwood recovered at the Utah 30. Wilson drove the Tide for a score, hitting Coffee for an easy 4-yard touchdown pass on a rollout to close the gap to 21-17.

At that point, Alabama had scored 17 straight points, and it appeared to be only a matter of time before the Tide would overtake the underdog Utes. But Johnson opened Utah's next drive with a 33-yard pass over the middle to Brown.

That started a 71-yard scoring drive that ended with Reed's touchdown. The Tide drove right back into Utah territory, but Ingram was stopped for no gain on third-and-2 from the Utah 32. Leigh Tiffin then missed his second long field goal of the game, hooking a 49-yarder just left of the upright.

Utah	21	0	7	3	-	31
Alabama	0	10	7	0	-	17

Alabama - Touchdowns: Javier Arenas 73-yard punt return; Glen Coffee 4-yard pass from John Parker Wilson. Conversions: Leigh Tiffin (2-2). Field Goals: Leigh Tiffin (1-3).

Utah - Touchdowns: Brent Casteel 7-yard pass from Brian Johnson; Matt Asiata 18-yard run; Bradon Godfrey 18-yard pass from Johnson; David Reed 28-yard pass from Johnson. Conversions: Louie Sakoda (4-4). Field Goals: Louie Sakoda (1-1).