09

12

BUILT *over* FOUR YEARS

Alabama's 2012 senior class embodies of the Crimson Tide's **'BUILT BY BAMA'** theme. This group of seniors bought into head coach Nick Saban's vision of the complete program and laid the foundation for Alabama's most recent championship success. This Crimson Tide senior class believed in the process before the success on the field had been achieved, and their hard work and dedication through the years has helped mold the team that takes the field for the 2013 BCS National Championship Game. The 2012 seniors have helped guide Alabama to 48 wins over the past four seasons and 60 wins over the last five years. They have won two BCS National Championships and two SEC Championships while dedicating themselves to not only on-the-field success, but excellence both in the classroom and throughout the community.

(TOP ROW) QUINTON DIAL, NICO JOHNSON, BARRETT JONES (MIDDLE ROW) ROBERT LESTER, JEREMY SHELLEY, DAMION SQUARE, CARSON TINKER TOP ROW: CHANCE WARMACK, JESSE WILLIAMS, MICHAEL WILLIAMS

TABLE OF CONTENTS

THIS IS ALABAMA
Coaching Staff 2
Athletic Department Directory 2
2012 Schedule and Results 2
Quick Facts 3
Athletics Communications Personnel 3
The University of Alabama 4-5
Director of Athletics Mal Moore 6
Senior Support Staff 6
President Dr. Judy Bonner 7

ON THE GRIDIRON
2012 Roster 8-9
Depth Chart 10

THE CRIMSON TIDE
Player Bios 11-30
Non-Scholarship Personnel 31

COACHING PERSONNEL
Head Coach Nick Saban 32-39
Coaching Staff 40-51
Support Staff 52-56

BCS NATIONAL CHAMPIONSHIP BOWL NOTES
Bowl Notes 57-68

2012 SEASON IN REVIEW
Stats 69-89
Game Recaps 90-96

BOWL HISTORY
Bowl History 97-99
Bowl Records 100-108
Bowl Recaps 109-128

2012 ALABAMA COACHING STAFF

Nick Saban (Kent State, 1973)	Head Coach
Burton Burns (Nebraska, 1976)	Associate Head Coach/Running Backs
Mike Groh (Virginia, 1995)	Receivers/Recruiting Coordinator
Doug Nussmeier (Idaho, 1994)	Offensive Coordinator/Quarterbacks
Jeremy Pruitt (West Alabama, 1999)	Secondary
Chris Rumph (South Carolina, 1994)	Defensive Line
Kirby Smart (Georgia, 1999)	Defensive Coordinator
Jeff Stoutland (Southern Connecticut State, 1984)	Offensive Line
Lance Thompson (The Citadel, 1987)	Outside Linebackers
Bobby Williams (Purdue, 1982)	Tight Ends/Special Teams Coordinator
Scott Cochran (LSU, 2001)	Director of Strength and Conditioning

2012 ALABAMA FOOTBALL DIRECTORY

Athletics Director	Mal Moore
Senior Associate Athletics Director	Finus Gaston
Deputy Director of Athletics	Shane Lyons
Senior Associate Athletics Director/Technology Advancement	Milton Overton
Associate Athletics Director/Support Services	Kevin Almond
Assistant Athletics Director/Ticket Office and Tide Pride	Chris Besanceney
Assistant Athletics Director/Student Services	Jon Dever
Faculty Athletics Representative	Dr. Kevin Whitacker
Director of Football Operations	Joe Pannunzio
Associate Athletics Director/Business	Carol Park
Associate Athletics Director/Football Communications	Jeff Purinton
Associate Athletics Director/Senior Woman Administrator	Marie Robbins
Associate Athletics Director/Development	Ronny Robertson
Associate Athletics Director/Athletics Communications	Douglas Walker

2012 ALABAMA FOOTBALL SCHEDULE & RESULTS

Sept. 1	vs. No. 8/8 Michigan (ABC) (at Dallas, Texas)	W, 41-14
Sept. 8	Western Kentucky (SEC Network)	W, 35-0
Sept. 15	*at No. NR/21 Arkansas (CBS)	W, 52-0
Sept. 22	Florida Atlantic (PPV)	W, 40-7
Sept. 29	*Mississippi (ESPN)	W, 33-14
Oct. 13	*at Missouri (CBS)	W, 42-10
Oct. 20	*at Tennessee (ESPN)	W, 44-13
Oct. 27	*No. 13/12 Mississippi State (ESPN)	W, 38-7
Nov. 3	*at No. 5/5 LSU (CBS)	W, 21-17
Nov. 10	*No. 15/14 Texas A&M (CBS)	L, 24-29
Nov. 17	Western Carolina (SEC Network)	W, 49-0
Nov. 24	*Auburn (CBS)	W, 49-0
Dec. 1	%No. 3/3 Georgia (CBS)	W, 32-28
Jan. 7	#No. 1/1 Notre Dame (ESPN) (at Miami Gardens, Fla.)	7:30 p.m. CT

*SEC Game; %SEC Championship Game; #2013 Discover BCS National Championship Game

PRONUNCIATION GUIDE

Deion BELUE	Blue
XZAVIER Dickson	X-zay-vee-ehr
Phillip ELY	E-lee
Malcolm FACIANE	Fay-shon
Kurt FREITAG	FRY-tog
KORREN KIRVEN	CORE-in CURVE-in
ARIE KOUANDJIO	R-ee Kwon-Joe
Cyrus KOUANDJIO	Kwon-Joe
Isaac LUATUA	Lew-uh-too-uh
Dee MILLINER	MILL-ner
TANA Patrick	Ta - NAY
Bradley SYLVE	Silve
Brian VOGLER	VO-glur

ALABAMA ATHLETICS COMMUNICATIONS STAFF

Department Phone: (205) 348-6084
Department Fax: (205) 348-8841

Associate Athletic Director
for Athletics Communications:
Douglas Walker
Office: (205) 348-7245
e-mail: dwalker@ia.ua.edu

Associate Athletic Director
for Football Communications:
Jeff Purinton
Office: (205) 348-3631
e-mail: jpurinton@ia.ua.edu

Associate Director
of Athletics Communications (football):
Josh Maxson
Office: (205) 348-7496
e-mail: jmaxson@ia.ua.edu

Assistant Director
of Athletics Communications (football):
Skip Powers
Office: (205) 348-6734
e-mail: spowers@ia.ua.edu

Associate Director
of Athletics Communications:
Aaron Jordan
Office: (205) 348-5401
e-mail: ajordan@ia.ua.edu

Associate Director
of Athletics Communications:
Roots Woodruff
Office: (205) 348-2088
e-mail: rwoodruff@ia.ua.edu

Assistant Director
of Athletics Communications:
Jessica Paré
Office: (205) 348-3673
e-mail: jpare@ia.ua.edu

Assistant Director
of Athletics Communications:
Rich Davi
Office: (205) 348-3550
e-mail: rdavi@ia.ua.edu



SNAPSHOTS ...

Barrett Jones – recipient of the 2012 Rimington Trophy (recognizing the nation's top center) – is one of the central figures in the Crimson Tide's veteran offensive line.

QUICK FACTS

Location ..... Tuscaloosa, Ala.
Enrollment 33,602
Founded ..... April 12, 1831
Conference ..... Southeastern (West)
Colors ..... Crimson and White
Nickname ..... Crimson Tide
President ..... Dr. Judy Bonner
Faculty Athletics Representative ..... Dr. Kevin Whitaker

First Year of Football 1892
Overall Football Record ..... 826-321-43 (.712)
..... 1,190 games over 118 seasons
SEC Record ..... 365-164-20 (.683)
..... 549 games over 80 seasons

National Championships 14
..... 1925, 1926, 1930, 1934, 1941, 1961, 1964, 1965,
..... 1973, 1978, 1979, 1992, 2009, 2011

SEC Championships 23
..... 1933, 1934, 1937, 1945, 1953, 1961, 1964, 1965,
. 1966, 1971, 1972, 1973, 1974, 1975, 1977, 1978, 1979,
..... 1981, 1989, 1992, 1999, 2009, 2012

First Team All-Americans ..... 107 players, 125 times
First Team All-Conference ..... 219 players, 291 times

Bowl Appearances 60*
Bowls Record 33*-22-3

2012 Overall Record 12-1
2012 SEC Record 7-1
*NCAA Record

CREDITS: The 2012 University of Alabama Football Bowl Media Guide was produced by the staff of the UA Athletics Communications Office. The publication was written and edited by Jeff Purinton, Josh Maxson, Doug Walker, Jessica Paré and Skip Powers. Editing and design assistance provided by Pete LaFleur. Photography by UA Athletics Director of Photography Kent Gidley and his student assistants. Special thanks to the Crimson Tide coaching staff, Crimson Tide Production for the cover and page designs, to the teams of the NFL for their photography assistance, and the staff of the SEC office. Copyright 2012 by the Board of Trustees of the University of Alabama. "Roll Tide," "Crimson Tide" and "Bama," along with the primary and secondary logos, are registered trademarks of The University of Alabama.

Life on The University of Alabama campus is defined by opportunities. If you want to get involved, join one of more than 350 student organizations, help plan concerts and speaker series, participate in intramural teams or run for student government.

If you enjoy the arts, you can take advantage of a rich and varied schedule of musical, dance and theatre performances, art galleries and exhibitions, lectures and readings by writers, poets and experts on every topic imaginable. You can enrich your knowledge of the state and University's history by visiting one of UA's fine museums, which house countless historical artifacts and offer hands-on exploration opportunities.

From the architecture on campus to the landscaping, The University of Alabama campus is one of the most beautiful places in the state of Alabama.

The Ferguson Center was completed in 1973. Plans at the time called for the building to be constructed over Woods Hall, but it was built just to the north thanks to a student campaign to save the art building.

The Ferguson Center Game Room located on the first floor is the perfect place to unwind, test your skill at a video game, play a friendly game of pool or ping-pong, or enter a campus tournament. With seven pool tables, video games, a ping-pong table, computer gaming and televisions, the Game Room offers a fun escape to the daily pressures of college life.

The University of Alabama offers a complete educational, cultural and social experience. Whatever your interests, you'll find a group, an organization, an activity or a program that will appeal to you at UA.

The newly expanded Student Recreation Center offers first-class recreation facilities to students, faculty and staff. It includes two multi-use gyms, nine multi-purpose courts, weight machines, 1/8-mile jogging track, extensive cardio area, locker rooms, indoor swimming pool, dry and steam saunas, 12 lighted tennis courts, four aerobics rooms, eight racquetball courts and a squash court—together encompassing more than 200,000 square feet. The facility's outdoor aquatic area, which opened in the summer of 2003, features a lazy river, lap swim, large water-park-type slide and lots of deck space.

ON CAMPUS

Life at The Capstone is full of opportunities ...

from athletic events and cultural experiences ...

to Greek life and everything in between.

TOP RANKED

Ranked among the top 50 public universities in the nation in U.S. News and World Report's annual college rankings for more than a decade, UA ranked 31st among public universities, its highest ranking ever, in the 2012 rankings. UA's latest college rankings include:

- The School of Law is ranked 29th among all law schools in the nation, spring 2012.
- The Manderson Graduate School of Business is listed 4th among the "top 10 most popular business schools," based on the percent of accepted applicants who chose to attend the school.
- The School of Social Work is ranked 52nd nationally, spring 2012.
- Alabama's fall 2011 freshman class ranked second in the nation among public universities in the enrollment of National Merit Scholars, with 181 scholars enrolled, up by more than 50 over last year's 128.
- Three UA students were named Goldwater Scholars and one was named a Truman Scholar this spring, bringing UA's totals for the last 25 years to 37 Goldwater Scholars and eight Truman Scholars. Alabama has produced a total of 15 Rhodes Scholars and numerous Hollings Scholars.
- The UA Libraries rank 56th out of 115 U.S. and Canadian university libraries qualifying for membership in the prestigious Association of Research Libraries and 32nd among public university libraries. UA has made dramatic improvement in the rankings, moving up from 102nd overall and 64th among public university libraries in the last 10 years.
- Enrollment at Alabama reached a record high of 31,747 for fall 2011. The entering freshman class, at 5,772 students, is the largest in UA history and includes 1,614 students who had a 4.0 or higher high school GPA.
- The undergraduate program at the Culverhouse School of Accountancy at Alabama is No. 20 in Public Accounting Report's latest annual professors' survey. The UA graduate program in accounting was ranked 24.
- PRWeek Magazine has recognized the public relations program in Alabama's College of Communication and Information Sciences as one of the top five programs in the nation each of the last four years.
- Participation in original research and creative activities is becoming a hallmark of the undergraduate experience at Alabama. More than 400 undergraduates now showcase their research and creative activity projects at UA's annual "Undergraduate Research and Creative Activity Conference."
- Alabama students are committed to community service: In the 2010-2011 academic year alone, more than 20,000 UA students completed more than 780,000 hours of community service with 120 community partners. Additionally, about 6,300 students participated in 150 service-learning courses.
- Alabama has been named to the President's Higher Education Community Service Honor Roll by the Corporation for National and Community Service. The Community Service Honor Roll is the highest federal recognition a school can achieve for its commitment to service learning and civic engagement.

MAL M. MOORE

DIRECTOR OF ATHLETICS

The University of Alabama's director of athletics since 1999, Mal Moore has made an indelible mark on one of the nation's most storied athletic programs, leading a department that has enjoyed tremendous success athletically and academically and has undergone an unprecedented period of growth during his tenure.

Through his guidance, Alabama's athletic department remains focused on his vision of having all Crimson Tide athletic teams and student-athletes competitive at the highest level nationally while continuing to elevate athletic facilities at the Capstone to premier status nationally for all sports.

During his tenure as director of athletics, Moore has overseen more than $200 million of capital improvements to University of Alabama athletic facilities. Those projects have encompassed the entire scope of all Crimson Tide athletic programs and have benefitted every Alabama student-athlete, coach and administrator.

Throughout his career, Moore has worked with a diversified field of constituents, from fellow coaches and former players, to fans and the business community. All of those experiences and relationships - in addition to his ability to unify those many constituents - have made him the ideal person to lead Alabama athletics in the 21st century.

Moore's dedication to and love of the University of Alabama was recognized on March 28, 2007, when, as a permanent tribute to his life-long contribution to the University of Alabama, the Board of Trustees of the University of Alabama officially dedicated the facility formerly known as the Football Building as the Mal M. Moore Athletic Facility.

Under Moore's direction, Alabama's athletic teams have produced national championship teams in football (2009 and 2011), gymnastics (2002, 2011 and 2012), women's golf (2012) and softball (2012) and Southeastern Conference championships in football, basketball, baseball, gymnastics, men's golf, women's golf, men's cross country and softball.

Alabama athletes have earned some of the highest honors the SEC and NCAA have to offer, including SEC Athlete of the Year, SEC Scholar-Athlete of the Year, NCAA Top VIII, NCAA Postgraduate Scholarships and NCAA Sportsperson of the Year. These honors are over and above the individual conference and national titles that Alabama athletes continue to bring home to the Capstone on a regular basis.

In addition to making his mark on Alabama, Moore also has made a national impact as a key member of several prestigious NCAA and college football committees. Moore has served on the NCAA Division I Football Issues Committee, the SEC Athletic Directors Bowl Advisory Committee, and the Big Six Conferences Minority Coaches Forum.

Moore's distinguished record of service to UA began more than 50 years ago when he joined the Crimson Tide football squad as a scholarship player for coach Paul "Bear" Bryant from 1958-62. Moore has the distinction of being a part of nine national championship football teams as a player, coach and athletic director (1961, 1964, 1965, 1973, 1978, 1979, 1992, 2009, and 2011), 16 SEC championships, and 38 bowl trips. He is the only individual connected with the Tide program to be a part of nine national football championships.

In 2011, he was elected to the State of Alabama Sports Hall of Fame for his accomplishments as a coach and an administrator. The National Football Foundation then named Moore its 2012 John L. Toner Award winner, which goes annually to the athletic director who has "demonstrated superior administrative abilities and shown outstanding dedication to college athletics and particularly college football."

During a coaching career that spanned 31 years, Moore spent 22 of those at Alabama with stops at Montana State, Notre Dame and the NFL's St. Louis and Phoenix Cardinals. At Alabama, Moore started as coach Bryant's graduate assistant in 1964, and then was defensive backfield coach for six seasons beginning in 1965 before becoming quarterbacks coach from 1971-82, also serving as the Tide's first offensive coordinator starting in 1975. He returned as offensive coordinator under Gene Stallings from 1990-93 before moving into athletic administration.

A 1963 graduate of the University of Alabama, Moore holds both an undergraduate degree in Sociology and a 1964 Master's Degree in Secondary Education from the Capstone. A native of Dozier, Ala., he was married to the former Charlotte Davis of Tuscaloosa for 41 years before she passed away after a long illness in 2010. He has one daughter, Mrs. Steve (Heather) Cook of Scottsdale, Ariz., a granddaughter, Anna Lee, and a grandson, Charles Cannon.

SHANE LYONS — DEPUTY ATHLETICS DIRECTOR / COO
FINUS GASTON — EXECUTIVE ASSOCIATE A.D. CHIEF FINANCIAL OFFICER
KEVIN ALMOND — SENIOR ASSOCIATE A.D. SUPPORT SERVICES
MILTON OVERTON — SENIOR ASSOCIATE A.D. TECHNOLOGY ADVANCEMENT
RONNY ROBERTSON — SENIOR ASSOCIATE A.D. DEVELOPMENT
MARIE ROBBINS — ASSOCIATE A.D. SENIOR WOMAN ADMINISTRATOR
JONATHAN BOWLING — ASSOCIATE A.D. COMPLIANCE
CAROL PARK — ASSOCIATE A.D. BUSINESS
JEFF PURINTON — ASSOCIATE A.D. FOOTBALL COMMUNICATIONS

THAD TURNIPSEED — ASSOCIATE A.D. SPECIAL PROJECTS
DOUG WALKER — ASSOCIATE A.D. COMMUNICATIONS
JEFF ALLEN — ASSOCIATE A.D. SPORTS MEDICINE
CHRIS BESANCENEY — ASSOCIATE A.D. TICKETING / TIDE PRIDE
JON DEVER — ASSOCIATE A.D. STUDENT SERVICES
TOMMY FORD — ASSOCIATE A.D. DONOR PROGRAMS
BRAD LEDFORD — ASSOCIATE A.D. STRATEGIC MARKETING
AARON VOLD — ASSOCIATE A.D. MAJOR GIFTS
DR. KEVIN WHITAKER — FACULTY ATHLETIC REPRESENTATIVE

UNIVERSITY OF ALABAMA

PRESIDENT DR. JUDY BONNER

Dr. Judith L. Bonner was named the 28th president of The University of Alabama on November 1, 2012. Founded in 1831, the University is the state's flagship and a student-centered comprehensive research university.

Dr. Bonner recently served as interim president from March 5 until August 31, 2012. She was promoted to executive vice president and provost on April 1, 2006, after serving as provost and vice president for Academic Affairs since March 2003.

During the decade she served as provost, the University underwent transformational change growing from just over 19,000 students in 2003 to more than 33,600 students in 2012. Each year, the academic strength of the student body and the faculty exceeded the record set the previous year.

In addition, UA's athletics programs have excelled in recent years with four teams winning national championships in 2012. Athletics Director Mal Moore lauds Dr. Bonner's commitment to athletics as well as academics. "Dr. Bonner has long been a supporter of Alabama Athletics, and I am excited about her leadership of our great University.

We have a unique unity on our campus, a special bond between our athletics program and the University at-large. Dr. Bonner's leadership will only serve to enhance that relationship and the unity that has been such a vital part of our athletics and academic success over these many years," Moore said.

Dr. Bonner joined the faculty at The University of Alabama in 1981 as associate professor and head of the department of human nutrition and hospitality. She served as assistant academic vice president from 1985-1990 and as special assistant to the president from 1989-1991.

Promoted to professor in 1988, she was named dean of the College of Human Environmental Sciences in 1989 and held that position until 2003.

Prior to coming to UA, she held faculty appointments in the department of pediatrics at UAB and the department of medical dietetics at The Ohio State University.

Dr. Bonner earned her bachelor's and master's degrees from The University of Alabama and her Ph.D. from The Ohio State University, all in nutrition. Her research focused on nutritional needs of chronically ill children and on eating disorders, and has resulted in numerous publications.

Dr. Bonner is an active member of civic, scientific and professional organizations. Among other awards and honors, her accolades include the Distinguished Alumni Award from The Ohio State University, the AHEA Leader Award and the award for Outstanding Dietitian for the state of Alabama.

"WE HAVE SO MUCH TO BE PROUD OF AND SO MUCH TO LOOK FORWARD TO AND, TOGETHER WITH OUR ALUMNI, FANS, FRIENDS AND SUPPORTERS, WE WILL REMAIN COMMITTED TO EXCELLENCE AND QUALITY IN EVERYTHING WE DO."

- PRESIDENT DR. JUDY BONNER

No.	Name	Pos.
1	Dee Hart	RB
2	DeAndrew White	WR
3	Vinnie Sunseri	DB
4	T.J. Yeldon	RB
5	Chris Black	WR
5	Jeremy Shelley	PK
6	HaHa Clinton-Dix	DB
6	Blake Sims	QB
7	Ryan Anderson	LB
7	Kenny Bell	WR
8	Cyrus Jones	WR
8	Jeoffrey Pagan	DL
9	Amari Cooper	WR
10	John Fulton	DB
10	AJ McCarron	QB
11	Alec Morris	QB
11	Tana Patrick	LB
12	Phillip Ely	QB
12	Taylor Morton	DB
13	Deion Belue	DB
13	Ty Reed	QB
14	Edward Aldag	QB
14	Levi Cook	DB
15	Eddie Williams	DB
16	Bradley Sylve	DB
17	Caleb Castille	DB
17	Kenyan Drake	RB
18	Reggie Ragland	LB
18	Nick Williams	WR
19	Jonathan Atchison	LB
19	Dustin Ellison	QB
20	Nathan McAlister	WR
20	Parker Philpot	DB
20	Jarrick Williams	DB
21	Brent Calloway	RB/TE
21	Ranzell Watkins	DB
22	Hunter Bush	DB
22	Christion Jones	WR
23	Jabriel Washington	DB
24	Geno Smith	DB
25	Dillon Lee	LB
26	Landon Collins	DB
27	Nick Perry	DB
28	Dee Milliner	DB
29	Cody Mandell	P
30	Denzel Devall	LB
31	Jerrod Bierbower	DB
31	Kelly Johnson	TE
32	C.J. Mosley	LB
32	Trey Roberts	RB
33	Trey DePriest	LB
34	Ben Howell	RB
34	Tyler Owens	LB
35	Nico Johnson	LB
36	Tyler Hayes	LB
37	Robert Lester	DB

No.	Name	Pos.	Class	Ht.	Wt.	Exp.	Hometown/Previous School
14	Edward Aldag	QB	Fr.	6-0	183	HS	Birmingham, AL/Mountain Brook
7	Ryan Anderson	LB	Fr.	6-2	252	HS	Daphne, Ala./Daphne
19	Jonathan Atchison	LB	Jr.	6-3	236	SQ	Atlanta, Ga./Douglass
94	Dakota Ball	DL	Fr.	6-2	295	HS	Lindale, Ga./Pepperell
87	Parker Barrineau	WR	Fr.	6-0	175	HS	Northport, Ala./American Christian Academy
7	Kenny Bell	WR	Jr.	6-1	180	2L	Rayville, La./Rayville
13	Deion Belue	DB	Jr.	5-11	179	JC	Tuscumbia, Ala./Deshler/NE Mississippi CC
31	Jerrod Bierbower	DB	So.	6-1	185	SQ	Dublin, Ohio/Coffman
5	Chris Black	WR	Fr.	5-11	178	HS	Jacksonville, Fla./First Coast
93	Chris Bonds	DL	Jr.	6-4	273	SQ	Columbia, S.C./Richland Northeast
22	Hunter Bush	DB	Sr.	5-11	195	SQ	Wetumpka, Ala./Wetumpka
21	Brent Calloway	RB/TE	Fr.	6-1	217	RS	Russellville, Ala./Russellville
17	Caleb Castille	DB	So.	5-11	170	SQ	Birmingham, Ala./Briarwood Christian
6	HaHa Clinton-Dix	DB	So.	6-1	209	1L	Orlando, Fla./Dr. Phillips
26	Landon Collins	DB	Fr.	6-0	202	HS	Geismar, La./Dutchtown
14	Levi Cook	DB	Sr.	5-10	190	SQ	Decatur, Ala./Decatur
9	Amari Cooper	WR	Fr.	6-1	198	HS	Miami, Fla./Northwestern
33	Trey DePriest	LB	So.	6-2	245	1L	Springfield, Ohio/Springfield
30	Denzel Devall	LB	Fr.	6-2	243	HS	Bastrop, La./Bastrop
90	Quinton Dial	DL	Sr.	6-6	304	1L	Pinson, Ala./Clay-Chalkville/E. Mississippi CC
55	Josh Dickerson	LB	So.	6-1	238	SQ	Evans, Ga./Lakeside
47	Xzavier Dickson	LB	So.	6-3	262	1L	Griffin, Ga./Griffin
17	Kenyan Drake	RB	Fr.	6-1	204	HS	Powder Springs, Ga./Hillgrove
19	Dustin Ellison	QB	So.	6-0	180	SQ	Monroeville, Ala./Monroe Academy
12	Phillip Ely	QB	Fr.	6-1	198	RS	Tampa, Fla./Plant
85	Malcolm Faciane	TE	Fr.	6-5	259	RS	Picayune, Miss./Picayune Memorial
44	LaMichael Fanning	DL	Fr.	6-7	298	RS	Hamilton, Ga./Harris County
76	D.J. Fluker	OL	Jr.	6-6	335	2L	Foley, Ala./Foley
43	Cade Foster	PK	Jr.	6-1	218	2L	Southlake, Texas/Southlake Carroll
45	Jalston Fowler	RB	Jr.	6-1	242	2L	Mobile, Ala./Vigor
41	Kurt Freitag	TE	Fr.	6-4	240	HS	Buford, Ga./Buford
10	John Fulton	DB	Jr.	6-0	187	2L	Manning, S.C./Manning
58	Brandon Greene	OL	Fr.	6-5	292	HS	Ellenwood, Ga./Cedar Grove
99	Adam Griffith	PK	Fr.	5-10	174	HS	Calhoun, Ga./Calhoun
74	Caleb Gulledge	OL	Fr.	6-4	280	HS	Prattville, Ala./Prattville
48	Rowdy Harrell	LB	Sr.	6-0	221	SQ	Moundville, Ala./Hale County
1	Dee Hart	RB	Fr.	5-9	190	RS	Orlando, Fla./Dr. Phillips
36	Tyler Hayes	LB	Fr.	6-2	210	HS	Thomasville, Ala./Thomasville
34	Ben Howell	RB	Sr.	5-9	194	SQ	Gordo, Ala./Gordo
42	Adrian Hubbard	LB	So.	6-6	248	1L	Lawrenceville, Ga./Norcross
62	Brandon Ivory	DL	So.	6-4	315	1L	Memphis, Tenn./East
31	Kelly Johnson	TE	Sr.	6-3	230	1L	Charlotte, N.C./Providence Day
35	Nico Johnson	LB	Sr.	6-3	245	3L	Andalusia, Ala./Andalusia
57	Aaron Joiner	OL	Sr.	6-2	265	SQ	Florence, Ala./Florence
75	Barrett Jones	OL	Sr.	6-5	302	3L	Germantown, Tenn./Evangelical Christian
22	Christion Jones	WR	So.	5-11	185	1L	Adamsville, Ala./Minor
8	Cyrus Jones	WR	Fr.	5-10	192	HS	Baltimore, Md./Gilman
82	Harrison Jones	TE	So.	6-4	244	1L	Germantown, Tenn./Evangelical Christian
70	Ryan Kelly	OL	Fr.	6-5	288	RS	West Chester, Ohio/Lakota West
85	Korren Kirven	DL	Fr.	6-5	292	HS	Lynchburg, Va./Brookville
77	Arie Kouandjio	OL	So.	6-5	310	SQ	Hyattsville, Md./DeMatha Catholic
71	Cyrus Kouandjio	OL	So.	6-6	311	1L	Hyattsville, Md./DeMatha Catholic
42	Eddie Lacy	RB	Jr.	6-0	220	2L	Geismar, La./Dutchtown
95	Darren Lake	DL	Fr.	6-3	315	HS	York, Ala./Sumter Central
25	Dillon Lee	LB	Fr.	6-4	240	HS	Buford, Ga./Buford
37	Robert Lester	DB	Sr.	6-2	210	3L	Foley, Ala./Foley

No.	Name	Pos.	Class	Ht.	Wt.	Exp.	Hometown/Previous School
78	Chad Lindsay	OL	So.	6-2	290	1L	The Woodlands, Texas/The Woodlands
51	Wilson Love	DL	Fr.	6-3	281	RS	Mountain Brook, Ala./Mountain Brook
68	Isaac Luatua	OL	Fr.	6-2	313	RS	La Mirada, Calif./La Mirada
29	Cody Mandell	P	Jr.	6-4	202	2L	Lafayette, La./Acadiana
20	Nathan McAlister	WR	Sr.	5-11	165	SQ	Russellville, Ala./Russellville
10	AJ McCarron	QB	Jr.	6-4	210	2L	Mobile, Ala./Saint Paul's Episcopal School
47	Corey McCarron	TE	So.	6-2	240	SQ	Mobile, Ala./Spanish Fort
28	Dee Milliner	DB	Jr.	6-1	199	2L	Millbrook, Ala./Stanhope Elmore
56	William Ming	DL	Jr.	6-3	283	SQ	Athens, Ala./Athens
11	Alec Morris	QB	Fr.	6-3	225	HS	Allen, Texas/Allen
12	Taylor Morton	DB	So.	5-11	185	SQ	Centreville, Ala./Bibb County
32	C.J. Mosley	LB	Jr.	6-2	232	2L	Theodore, Ala./Theodore
64	Michael Newsome	DL	So.	6-2	250	SQ	Cockeysville, Md./Boys' Latin
64	Harold Nicholson	OL	So.	6-5	292	SQ	Columbus, OH/St. Francis DeSales
83	Kevin Norwood	WR	Jr.	6-2	195	2L	D'Iberville, Miss./D'Iberville
46	Michael Nysewander	TE	So.	6-1	230	SQ	Hoover, Ala./Hoover
53	Anthony Orr	DL	So.	6-4	258	SQ	Madison, Ala./Sparkman
34	Tyler Owens	LB	So.	6-0	220	SQ	Columbiana, Ala./Clay-Chalkville
8	Jeoffrey Pagan	DL	So.	6-4	285	1L	Asheville, N.C./Asheville
11	Tana Patrick	LB	Jr.	6-3	236	2L	Bridgeport, Ala./North Jackson
27	Nick Perry	DB	Jr.	6-1	208	2L	Prattville, Ala./Prattville
57	D.J. Pettway	DL	Fr.	6-2	285	RS	Pensacola, Fla./Pensacola Catholic
17	Parker Philpot	DB	Jr.	5-10	180	SQ	Alpharetta, Ga./Milton
18	Reggie Ragland	LB	Fr.	6-2	247	HS	Madison, Ala./Bob Jones
54	Russell Raines	OL	Jr.	6-2	277	SQ	Satsuma, Ala./Satsuma
13	Ty Reed	QB	Jr.	6-1	190	SQ	Rocky Hill, Conn./Rocky Hill
32	Trey Roberts	RB	Fr.	6-0	189	HS	Mobile, AL/McGill-Toolen
5	Jeremy Shelley	PK	Sr.	5-10	165	2L	Raleigh, N.C./Broughton
79	Austin Shepherd	OL	So.	6-5	312	1L	Buford, Ga./North Gwinnett
67	Alex Shine	OL	Fr.	6-3	300	HS	Scottsdale, AZ/Chaparral
80	Marvin Shinn	WR	Fr.	6-3	198	RS	Prichard, Ala./Vigor
6	Blake Sims	QB	So.	6-0	212	1L	Gainesville, Ga./Gainesville
24	Geno Smith	DB	Fr.	6-0	182	HS	Atlanta, Ga./St. Pius X
92	Damion Square	DL	Sr.	6-3	286	3L	Houston, Texas/Yates
61	Anthony Steen	OL	Jr.	6-3	303	2L	Lambert, Miss./Lee Academy
49	Ed Stinson	DL	Jr.	6-4	282	2L	Homestead, Fla./South Dade
3	Vinnie Sunseri	DB	So.	6-0	215	1L	Tuscaloosa, Ala./Northridge
16	Bradley Sylve	DB	Fr.	5-11	178	RS	Port Sulphur, La./South Palquemines
50	Alphonse Taylor	OL	Fr.	6-5	340	HS	Mobile, Ala./Davidson
50	MK Taylor	SN	Jr.	5-10	210	SQ	Oxford, Ala. (Oxford)
51	Carson Tinker	SN	Sr.	6-1	220	2L	Murfreesboro, Tenn./Riverdale
52	Dalvin Tomlinson	DL	Fr.	6-2	266	HS	McDonough, Ga./Henry County
84	Brian Vogler	TE	So.	6-7	258	1L	Columbus, Ga./Brookstone
69	Paul Waldrop	OL	Fr.	6-4	267	HS	Phenix City, AL/Central
65	Chance Warmack	OL	Sr.	6-3	320	3L	Atlanta, Ga./Westlake
23	Jabriel Washington	DB	Fr.	5-11	183	RS	Jackson, Tenn./Trinity Christian Academy
21	Ranzell Watkins	DB	Jr.	5-9	172	SQ	Charlotte, N.C./Independence
46	Wilson Whorton	P	So.	5-10	175	SQ	Leeds, Ala./Briarwood Christian
2	DeAndrew White	WR	So.	6-0	185	1L	Houston, Texas/North Shore
15	Eddie Williams	DB	Fr.	6-3	204	HS	Panama City Beach, Fla./Arnold
20	Jarrick Williams	DB	Jr.	6-1	212	2L	Mobile, Ala./Blount
54	Jesse Williams	DL	Sr.	6-4	320	1L	Brisbane, Australia /Cavendish Road/Western Arizona CC
63	Kellen Williams	OL	Jr.	6-3	303	1L	Lawrenceville, Ga./Brookwood
89	Michael Williams	TE	Sr.	6-6	269	3L	Reform, Ala./Pickens County
18	Nick Williams	WR	Jr.	5-10	185	SQ	Fort Lauderdale, Fla./St. Thomas Aquinas
81	Danny Woodson Jr.	WR	Fr.	6-1	195	RS	Mobile, Ala./LeFlore
4	T.J. Yeldon	RB	Fr.	6-2	216	HS	Daphne, Ala./Daphne

No.	Name	Pos.
41	Kurt Freitag	TE
42	Adrian Hubbard	LB
42	Eddie Lacy	RB
43	Cade Foster	PK
44	LaMichael Fanning	DL
45	Jalston Fowler	RB
46	Michael Nysewander	TE
46	Wilson Whorton	P
47	Xzavier Dickson	LB
47	Corey McCarron	TE
48	Rowdy Harrell	LB
49	Ed Stinson	DL
50	Alphonse Taylor	OL
50	MK Taylor	SN
51	Wilson Love	DL
51	Carson Tinker	SN
52	Dalvin Tomlinson	DL
53	Anthony Orr	DL
54	Russell Raines	OL
54	Jesse Williams	DL
55	Josh Dickerson	LB
56	William Ming	DL
57	Aaron Joiner	OL
57	D.J. Pettway	DL
58	Brandon Greene	OL
59	Harold Nicholson	OL
61	Anthony Steen	OL
62	Brandon Ivory	DL
63	Kellen Williams	OL
64	Michael Newsome	DL
65	Chance Warmack	OL
67	Alex Shine	OL
68	Isaac Luatua	OL
69	Paul Waldrop	OL
70	Ryan Kelly	OL
71	Cyrus Kouandjio	OL
74	Caleb Gulledge	OL
75	Barrett Jones	OL
76	D.J. Fluker	OL
77	Arie Kouandjio	OL
78	Chad Lindsay	OL
79	Austin Shepherd	OL
80	Marvin Shinn	WR
81	Danny Woodson Jr.	WR
82	Harrison Jones	TE
83	Kevin Norwood	WR
84	Brian Vogler	TE
85	Malcolm Faciane	TE
85	Korren Kirven	DL
87	Parker Barrineau	WR
89	Michael Williams	TE
90	Quinton Dial	DL
92	Damion Square	DL
93	Chris Bonds	DL
94	Dakota Ball	DL
95	Darren Lake	DL
99	Adam Griffith	PK

DEFENSE

DE	**49**	**Ed Stinson**	**6-4**	**282**	**Jr.**	**Homestead, Fla.**	
	8	Jeoffrey Pagan	6-4	285	So.	Asheville, N.C.	
NG	**54**	**Jesse Williams**	**6-4**	**320**	**Sr.**	**Brisbane, Australia**	
	62	Brandon Ivory	6-4	315	So.	Memphis, Tenn.	
DE	**92**	**Damion Square**	**6-3**	**286**	**Sr.**	**Houston Texas**	
	90	Quinton Dial	6-6	304	Sr.	Pinson, Ala.	
SAM	**42**	**Adrian Hubbard**	**6-6**	**248**	**So.**	**Lawrenceville, Ga.**	
	19	Jonathan Atchison	6-3	236	Jr.	Atlanta, Ga.	
MIKE	**33**	**Trey DePriest**	**6-2**	**245**	**So.**	**Springfield, Ohio**	**OR**
	35	**Nico Johnson**	**6-3**	**245**	**Sr.**	**Andalusia, Ala.**	
	18	Reggie Ragland	6-2	247	Fr.	Madison, Ala.	
WILL	**35**	**Nico Johnson**	**6-3**	**245**	**Sr.**	**Andalusia, Ala.**	**OR**
	32	**C.J. Mosley**	**6-2**	**232**	**Jr.**	**Theodore, Ala.**	
	11	Tana Patrick	6-3	236	Jr.	Bridgeport, Ala.	
JACK	**47**	**Xzavier Dickson**	**6-3**	**262**	**So.**	**Griffin, Ga.**	
	30	Denzel Devall	6-2	243	Fr.	Bastrop, La.	
CB	**13**	**Deion Belue**	**5-11**	**179**	**Jr.**	**Tuscambia, Ala.**	
	24	Geno Smith	6-0	182	Fr.	Atlanta, Ga.	
CB	**28**	**Dee Milliner**	**6-1**	**199**	**Jr.**	**Millbrook, Ala.**	
	10	John Fulton	6-0	187	Jr.	Manning, S.C.	
S	**37**	**Robert Lester**	**6-2**	**210**	**Sr.**	**Foley, Ala.**	
	3	Vinnie Sunseri	6-0	215	So.	Tuscaloosa, Ala.	
S	**6**	**HaHa Clinton-Dix**	**6-1**	**209**	**So.**	**Orlando, Fla.**	**OR**
	27	**Nick Perry**	**6-1**	**208**	**Jr.**	**Prattville, Ala.**	
	26	Landon Collins	6-0	202	Fr.	Geismar, La.	

OFFENSE

LT	**71**	**Cyrus Kouandjio**	**6-6**	**311**	**So.**	**Hyattsville, Md.**	
	63	Kellen Williams	6-3	303	Jr.	Lawrenceville, Ga.	
LG	**65**	**Chance Warmack**	**6-3**	**320**	**Sr.**	**Atlanta, Ga.**	
	78	Chad Lindsay	6-2	290	So.	The Woodlands, Texas	
C	**75**	**Barrett Jones**	**6-5**	**302**	**Sr.**	**Germantown, Tenn.**	
	70	Ryan Kelly	6-5	288	RS Fr.	West Chester, Ohio	
RG	**61**	**Anthony Steen**	**6-3**	**303**	**Jr.**	**Lambert, Miss.**	
	77	Arie Kouandjio	6-5	310	So.	Hyattsville, Md.	
RT	**76**	**D.J. Fluker**	**6-6**	**335**	**Jr.**	**Foley, Ala.**	
	79	Austin Shepherd	6-5	312	So.	Buford, Ga.	
TE	**89**	**Michael Williams**	**6-6**	**269**	**Sr.**	**Reform, Ala.**	
	84	Brian Vogler	6-7	258	So.	Columbus, Ga.	
TE/H	**31**	**Kelly Johnson**	**6-3**	**230**	**Sr.**	**Charlotte, N.C.**	
	82	Harrison Jones	6-4	244	So.	Germantown, Tenn.	
QB	**10**	**AJ McCarron**	**6-4**	**210**	**Jr.**	**Mobile, Ala.**	
	6	Blake Sims	6-0	182	So.	Gainesville, Ga.	
	12	Phillip Ely	6-1	198	RS Fr.	Tampa, Fla.	
RB	**42**	**Eddie Lacy**	**6-0**	**220**	**Jr.**	**Geismar, La.**	
	4	T.J. Yeldon	6-2	216	Fr.	Daphne, Ala.	
	17	Kenyan Drake	6-1	204	Fr.	Powder Springs, Ga.	
X	**9**	**Amari Cooper**	**6-1**	**198**	**Fr.**	**Miami, Fla.**	
	80	Marvin Shinn	6-3	198	RS Fr.	Prichard, Ala.	
Z	**83**	**Kevin Norwood**	**6-2**	**195**	**Jr.**	**D'Iberville, Miss.**	
	22	Christion Jones	5-11	185	So.	Adamsville, Ala.	
H	**22**	**Christion Jones**	**5-11**	**185**	**So.**	**Adamsville, Ala.**	
	8	Cyrus Jones	5-10	192	Fr.	Baltimore, Md.	

SPECIAL TEAMS

PK	**5**	**Jeremy Shelley**	**5-10**	**165**	**Sr.**	**Raleigh, N.C.**	**OR**
	43	**Cade Foster**	**6-1**	**218**	**Jr.**	**Southlake, Texas**	
KO	**43**	**Cade Foster**	**6-1**	**218**	**Jr.**	**Southlake, Texas**	
HOLD	**10**	**AJ McCarron**	**6-4**	**210**	**Jr.**	**Mobile, Ala.**	
	3	Vinnie Sunseri	6-0	215	So.	Tuscaloosa, Ala.	
P	**29**	**Cody Mandell**	**6-4**	**202**	**Jr.**	**Lafayette, La.**	
	5	Jeremy Shelley	5-10	165	Sr.	Raleigh, N.C.	
SN	**51**	**Carson Tinker**	**6-1**	**220**	**Sr.**	**Murfreesboro, Tenn.**	
	31	Kelly Johnson	6-3	230	Sr.	Bluffton, S.C.	
PR	**22**	**Christion Jones**	**5-11**	**185**	**So.**	**Adamsville, Ala.**	**OR**
	8	**Cyrus Jones**	**5-10**	**192**	**Fr.**	**Baltimore, Md.**	
KOR	**8**	**Cyrus Jones**	**5-10**	**192**	**Fr.**	**Baltimore, Md.**	
	28	Dee Milliner	6-1	199	Jr.	Millbrook, Ala.	
	22	Christion Jones	5-11	185	So.	Adamsville, Ala.	
	83	Kevin Norwood	6-2	195	Jr.	D'Iberville, Miss.	

Jonathan ATCHISON

Linebacker

6-3 • 236 • Jr. • SQ

Atlanta, Ga.

Douglass

19

2012 (Junior):

Has earned time in eight games, recording two tackles. **Auburn:** Assisted on pair of tackles in Iron Bowl shutout win.

Atchison's Career Statistics

		Tackles						Fumbles			
Year	G-S	TT	UT	AT	TFL	QBH	Sacks	FF	FR	PBU	INT
2010	3-0	4	0	4	0-0	0	0-0	0	0-0	0	0-0
2011	2-0	0	0	0	0-0	0	0-0	0	0-0	0	0-0
2012	8-0	2	0	2	0-0	0	0-0	0	0-0	0	0-0
Total	13-0	6	0	6	0-0	0	0-0	0	0-0	0	0-0

Atchison's Career Highs

Tackles ..... 2 vs. Georgia State (2010) & Auburn (2012)

Kenny BELL

Wide Receiver

6-1 • 180 • Jr. • 2L

Rayville, La.

Rayville

7

2012 (Junior):

Has played 12 games and started three, totaling 17 receptions for 431 yards and three touchdowns ... 12 of his 17 receptions have gone for first downs ... nine of his 17 grabs (53 percent) have been 15-yards or longer ... has eight receptions of 29-plus yards (85, 57, 54, 44, 39, 34, 33 and 29) ... leads the team with a 25.5 yards per catch average ... has career highs in receiving yards (431) and touchdowns (three) ... missed the SEC Championship Game due to a broken left leg suffered against Auburn. **Michigan:** Caught two passes for 26 yards, with a long reception of 19 in win against No. 8 Michigan. **Arkansas:** Caught two passes for 12 yards in win at Fayetteville. **Florida Atlantic:** His only reception of the game came in a big way, as he hauled in a career-long, 85-yard reception for touchdown on game's first possession. **Mississippi:** Caught two passes for 15 yards in win over the Rebels. **Missouri:** Had two receptions for 46 yards, including a long of 44. **Tennessee:** Latched onto two passes for 68 yards, including a 39-yard touchdown. **Mississippi State:** Streaked into the end zone on a 57-yard strike from AJ McCarron for his only catch of the game ... that grab put the Tide up 14-0 after two possessions, en route to 38-7 win over previously undefeated Bulldogs. **Texas A&M:** Averaged 24.3 yards per catch against the Aggies ... hauled in a 54-yard pass ... converted two first downs ... totaled three receptions for 73 yards. **Western Carolina:** Caught one pass for 34 yards in 49-0 win. **Auburn:** Madee 15-yard reception for a first down before suffering a broken left leg in the second quarter.

Bell's Career Statistics

Year	G-S	Rec.	Yards	Avg.	TD	LP
2010	10-0	2	26	13.0	0	18
2011	13-4	17	255	15.0	2	41
2012	12-3	17	431	25.4	3	85
TOTAL	35-7	36	712	19.8	5	85

Bell's Career Highs

Receptions ..... 4 vs. North Texas, 2011
Yards ..... 85 vs. Florida Atlantic, 2012
Long Play ..... 85 vs. Florida Atlantic, 2012
Touchdown ..... 1 five times; last vs. Mississippi State, 2012

Deion BELUE

Defensive Back

5-11 • 179 • Jr. • JC

Tuscumbia, Ala.

NE Mississippi CC

13

2012 (Junior):

Has started all 13 games in his first season in a Crimson Tide uniform ... junior college transfer who has totaled 36 tackles (5.5 for loss), plus two interceptions a fumble return (57 yards) for a touchdown ... also has broken up six passes and forced a fumble. **Michigan:** Registered three solo tackles in first career start at Alabama. **Western Kentucky:** Made three solo tackles (one for loss) and came up with an interception. **Arkansas:** Recorded four tackles, broke up a pass, forced a fumble and had a tackle for loss in shutout victory against the Razorbacks. **Florida Atlantic:** Broke up a pass in his fourth consecutive start on the season. **Mississippi:** Registered five tackles, including one for loss ... picked off his second interception of the season while helping limit Rebels to 138 yards passing. **Missouri:** Recorded one solo tackle and broke up a pass in win against the Tigers. **Tennessee:** Had a solo tackle and broke up a pass in win over the Volunteers. **Mississippi State:** Played one of his better games of the season against the Bulldogs, making four tackles and knocking down two passes. **LSU:** Totaled season-high nine tackles, including six solo stops ... recorded 1.5 tackles for loss (four yards). **Texas A&M:** Delivered one tackle for a loss of three yards. **Western Carolina:** Picked up a Catamounts fumble and sprinted 57 yards for a score late in the second quarter. **Georgia:** Totaled five tackles, including two solo stops, in SEC title-game win against the Bulldogs.

Belue's Season Statistics

		Tackles					Fumbles				
Year	G-S	TT	UT	AT	TFL	QBH	Sacks	FF	FR	PBU	INT
2012	13-13	36	24	12	5.5-13	0	0-0	1	1-57	6	2-15

Belue's Career Highs

Tackles ..... 9 at LSU
Tackles For Loss ..... 1.5 at LSU
Interceptions ..... 1 vs. Western Kentucky & Mississippi
Passes Broken Up ..... 2 vs. Mississippi State
Fumble Returns Yards ..... 57 vs. Western Carolina
Touchdowns ..... 1 (fumble return) vs. Western Carolina

Chris BONDS

Defensive Line

6-4 • 273 • Jr. • SQ

Columbia, S.C.

Richland Northeast

93

2012 (Junior):

Has played in two games along the defensive line, against Western Carolina and Auburn. **Auburn:** Assisted on one tackle in Iron Bowl win against the Tigers.

Brent CALLOWAY

Running Back/Tight End

6-1 • 217 • Fr. • RS

Russellville, Ala.

Russellville

21

2012 (Redshirt Freshman):

Has appeared in 12 games, on special teams and in the backfield ... had one reception in the win against Mississippi ... has totaled eight special teams tackles ... has rushed the ball 10 times for 63 yards. **Missouri:** Totaled two special teams tackles ... named a special teams player of the week by the Alabama coaching staff. **Western Carolina:** Named one of the special teams players of the week by the Alabama coaching staff ... rushed a season-high seven times for 52 yards ... also registered three tackles, including two solo stops. **Auburn:** Assisted on one special teams tackle.

Calloway's Season Statistics

		Rushing					Receiving				
Year	G-S	Att	Yds	Avg.	TD	LP	No.	Yds	Avg.	TD	LP
2012	12-0	10	63	6.3	0	11	1	-2	-2	0	0

Calloway's Season Highs

Rushes ..... 7 vs. Western Carolina
Yards ..... 52 vs. Western Carolina
Long Play ..... 11 vs. Western Carolina



Ha Ha CLINTON-DIX

6

Defensive Back

6-1 • 209 • So. • 1L

Orlando, Fla.

Dr. Phillips

2012 (Sophomore):

Has played in all 13 games and started nine ... tied for sixth in the SEC with 0.31 interceptions per game (four interceptions) ... has totaled 30 tackles, (19 solo), adding a forced fumble and three pass breakups ... 91 interception return yards. **Michigan:** Started in the season opener against No. 8 Michigan ... registered three tackles, including a solo stop. **Western Kentucky:** Came off the bench to make four tackles (three solo). **Arkansas:** Intercepted a pass and returned it 46 yards while also forcing a fumble and totaling two tackles in his start during shutout win at Arkansas. **Florida Atlantic:** Assisted on two tackles in his third start of the season. **Mississippi:** Made two solo tackles and broke up a pass in win against the Rebels. **Missouri:** Recorded one solo tackle and made his second interception of the season, with a return of 10 yards. **Tennessee:** Totaled a career-high five tackles in 44-13 win over the Volunteers ... had three solo stops as Tide limited Vols to 282 yards, more than 200 yards below the team average entering the game. **Mississippi State:** Had one pass breakup in 38-7 victory. **LSU:** Registered one solo tackle off the bench. **Texas A&M:** Recorded four tackles with two solo stops, while making his seventh start of the season. **Western Carolina:** Started in the dime package (six DBs) and made one solo stop before the first-line players left the game late in the second quarter. **Auburn:** Corralled his third interception of the season in 49-0 shutout of the Tigers, adding pair of solo tackles. **Georgia:** Started and recorded his second straight game with an interception ... added three solo tackles and broke up another pass ... returned his interception 35 yards to set up an Alabama field goal, in 32-28 SEC Championship Game victory.

Clinton-Dix's Career Statistics

		Tackles						Fumbles			
Year	G-S	TT	UT	AT	TFL	QBH	Sacks	FF	FR	PBU	INT
2011	13-0	11	5	6	0-0	0	0-0	0	0	2	0-0
2012	13-9	30	19	11	0-0	0	0-0	1	0	3	4-91
Total	26-9	41	24	17	0-0	0	0-0	1	0	5	4-91

Clinton-Dix's Career Highs

Tackles ..... 4 vs. Western Kentucky & Texas A&M, 2012
Interception ..... 1 (four times); last vs. Georgia, 2012

Landon COLLINS

26

Defensive Back

6-0 • 202 • Fr. • HS

Geismar, La.

Dutchtown

2012 (Freshman):

Has come off the bench in all 13 games, recording 14 tackles and blocking a punt. **Florida Atlantic:** Totaled four tackles (one solo) in win over Owls. **Missouri:** Named one of the special teams players of the week by the Alabama coaching staff ... blocked a punt. **Tennessee:** Assisted on two tackles in win against the Vols. **Mississippi State:** Had one solo tackle in win against Bulldogs. **LSU:** Assisted on one tackle in win against the Tigers. **Western Carolina:** Named one of the special teams players of the week by the coaching staff ... registered two tackles, (one solo) in shutout. **Auburn:** Named one of the special teams players of the week by coaching staff ... tied season high with four tackles in Iron Bowl shutout.

Collins' Season Statistics

		Tackles						Fumbles			
Year	G-S	TT	UT	AT	TFL	QBH	Sscks	FF	FR	PBU	INT
2012	13-0	14	5	9	0-0	0	0-0	0	0	0	0-0

Collins' Season Highs

Tackles ..... 4 vs. Florida Atlantic & Auburn



Amari COOPER

9

Wide Receiver

6-1 • 198 • Fr. • HS

Miami, Fla.

Northwestern

2012 (Freshman):

Has started the past eight games while playing in all 13 ... Freshman All-American by *Sporting News* and Collegefootballnews.com ... SEC All-Freshman Team selection by the league coaches ... leads Alabama with 53 receptions for 895 yards and nine touchdowns ... the nine touchdowns are an UA freshman record and are tied for the second-most by any player in school history ... stands five receptions (58) and 29 yards (924) away from tying those Tide freshman records (set by current Atlanta Falcons standout Julio Jones) ... team-best 36 receptions (67.9 percent) that have resulted in first downs and 26 receptions of 15-plus yards ... caught at least four passes in eight of the past 10 games ... his 4.08 catches per game ranks 10th in the SEC while his 68.9 receiving yards are seventh in the league ... has four 100-yard receiving games, including three during the past four contests ... Alabama offensive player of the week following the Mississippi, Tennessee, Texas A&M and Auburn games. **Michigan:** Had reception pass for 15 yards in his collegiate debut, against a top-10 Wolverines squad. **Western Kentucky:** Caught two passes for 12 yards in win against the Hilltoppers. **Arkansas:** Had two catches for 46 yards, including a 20-yard touchdown from AJ McCarron. **Florida Atlantic:** Caught four passes for 65 yards (long of 23). **Mississippi:** Grabbed a season-high eight passes for 84 yards and two touchdowns ... scored on a 16-yard catch and again on a 12-yard reception. **Missouri:** Accounted for 41 yards receiving on four catches ... caught season-long 27-yard pass and converted two first downs. **Tennessee:** Set an Alabama freshman record with 162 receiving yards on seven receptions ... snared two touchdowns on grabs of 23 and 42 yards ... also had a 30-yard touchdown catch called back for illegal procedure ... had one tackle on special teams ... posted first 100-yard game of his young career (second multiple-TD performance) ... long catch of 54 yards saw him high-point the ball over a defender and come down in stride for added yardage ... six of his seven receptions resulted in a first down and three went for 23-plus yards. **Mississippi State:** Caught four passes for 47 yards in his third straight start ... had two receptions for first down and two of 15-plus yards, including a long of 25. **LSU:** Started but did not have a catch. **Texas A&M:** Earned Alabama offensive player of the week honors after catching a team-high six passes for game-high 136 yards ... hauled in his sixth touchdown of the season on 54-yard strike from McCarron. **Western Carolina:** Led team with two receptions for 50 yards, including a 36-yard strike from McCarron to the one-yard line. **Auburn:** Accounted for a game-high five receptions for 109 yards and two touchdowns ... long catch was a 37-yard touchdown. **Georgia:** His 45-yard touchdown reception with 3:15 remaining in the game proved to be the difference in 32-28 win over the Bulldogs in SEC Championship Game ... matched his season high with eight receptions (128 yards).

Cooper's Season Statistics

Year	G-S	Rec.	Yards	Avg.	TD	LP
2012	13-8	53	895	16.9	9	54

Cooper's Season Highs

Receptions ..... 8 vs. Mississippi & Georgia
Yards ..... 162 at Tennessee
Long Play ..... 54 at Tennessee & vs. Texas A&M
Touchdowns ..... 2 vs. Mississippi, at Tennessee & vs. Auburn



SNAPSHOTS ...

Amari Cooper has broken onto the collegiate scene by hauling in nine TDs as a freshman.

Trey DePRIEST

33

Linebacker

6-2 • 245 • So. • 1L

Springfield, Ohio

Springfield

2012 (Sophomore):

Has started 12 games at middle ("mike" linebacker while seeing action in all 13 ... his 56 tackles (29 solo) rank second on the team ... has totaled four tackles for loss (16 yards), two pass breakups and a pair of quarterback hurries. **Michigan:** Made his first career start against the No. 8 Wolverines ... racked up a team-best seven tackles (one for loss) in 41-14 win that saw Michigan gain only 269 yards of total offense. **Western Kentucky:** Had two tackles (one solo) against the Hilltoppers, in his second start. **Arkansas:** Totaled four tackles, one for a loss of 10 yards, and three solo stops in shutout road victory. **Florida Atlantic:** Notched his first quarterback hurry of the season against the Owls and made two tackles ... the Tide's starting unit allowed only 35 yards of offense from the Owls in three quarters of action. **Mississippi:** Made nine tackles to tie for second on the team ... had one tackle for loss and four solo stops in the Tide's win. **Missouri:** Helped limit the Tigers to three yards rushing while making three tackles, with one solo stop. **Tennessee:** Registered six tackles (two solo) as the Tide limited the Vols to 13 points and 282 yards of offense. **Mississippi State:** Recorded four total tackles (two solo) ... notched his second quarterback hurry of the season. **LSU:** Equaled a career-best with 10 tackles (two solo) ... knocked down a pass for the first time this season. **Texas A&M:** Made five total tackles, with two solo stops. **Western Carolina:** Did not start as Alabama opened in a dime (six-DB) alignment. **Auburn:** Notched three solo tackles and made a tackle for loss of four yards in 49-0 Iron Bowl win. **Georgia:** Started and recorded four solo tackles against the Bulldogs, in 32-28 victory that secured the SEC postseason championship.

DePriest's Career Statistics

		Tackles						Fumbles			
Year	G-S	TT	UT	AT	TFL	QBH	SacksS	FF	FR	PBU	INT
2011	13-0	25	11	14	1.5-10	1	0-0	0	0	0	0-0
2012	13-12	56	29	27	4-16	2	0-0	0	0	2	0-0
Total	26-12	81	40	41	5.5-26	3	0-0	0	0	2	0-0

DePriest's Career Highs

Tackles ..... 10 vs. Kent State (2011) & at LSU (2012)

Denzel DEVALL

30

Linebacker

6-2 • 243 • Fr. • HS

Bastrop, La.

Bastrop

2012 (Freshman):

Has played in all 13 games as a true freshman, with emerging role in third-down pass-rush situations ... Freshman All-American by *Sporting News* ... has recorded 17 tackles, with seven solo stops ... has two sacks (-15 yards), three tackles for loss (-28) and three quarterback hurries. **Arkansas:** Came off the bench to record four tackles, including a sack for seven yards and a fumble recovery. **Florida Atlantic:** Totaled two tackles, including a solo stop in the win against the Owls. **Tennessee:** Assisted on two tackles in the win against the Volunteers. **Mississippi State:** Had his best game to date in the crimson and white ... made two solo tackles, both for loss, and two quarterback hurries ... rocked the Bulldogs quarterback for second sack of the season (8 yards) and posted another tackle for loss (13 yards). **Texas A&M:** Assisted on one tackle against the Aggies. **Western Carolina:** Made three tackles with one solo stop, plus a quarterback hurry. **Auburn:** Assisted on two tackles in the Iron Bowl shutout win.

Devall's Season Statistics

		Tackles						Fumbles			
Year	G-S	TT	UT	AT	TFL	QBH	Sacks	FF	FR	PBU	Int
2012	13-0	17	7	10	3-28	3	2-15	0	1	0	0-0

Devall's Season Highs

Tackles ..... 4 at Arkansas
Tackles For Loss ..... 2 vs. Mississippi State
Quarterback Pressures ..... 2 vs. Mississippi State

Quinton DIAL

90

Defensive Line

6-6 • 304 • Sr. • 1L

Pinson, Ala.

East Mississippi CC

2012 (Senior):

Has played in all 13 games , used extensively in the defensive line rotation ... has registered 21 tackles and 1.5 sacks for a loss of six yards ... has 4.5 tackles for loss (12 yards). **Michigan:** Registered three tackles and half a sack against the No. 8-ranked Wolverines. **Florida Atlantic:** Had one solo tackle and a quarterback hurry. **Mississippi:** Registered two tackles, including one for a loss of two yards. **Missouri:** Delivered one solo tackle in win against the Tigers. **Tennessee:** Assisted on one tackle and helped hold Vols to 282 total yards. **LSU:** Racked up a season-high six tackles (one for a loss of three yards). **Texas A&M:** Had three solo tackles, one of them a sack. **Auburn:** Registered three tackles, including one for a loss of a yard, in his final appearance at Bryant-Denny Stadium. **Georgia:** Made one solo tackle and was credited with two quarterback hurries.

Dial's Career Statistics

		Tackles						Fumbles			
Year	G-S	TT	UT	AT	TFL	QBH	Sacks	FF	FR	PBU	INT
2011	12-0	24	10	14	3.0-15	1	1.0-9	0	0	0	0-0
2012	13-0	21	10	11	4.5-12	4	1.5-6	0	0	0	0-0
TOTAL	25-0	45	20	25	7.5-27	5	2.5-15	0	0	0	0-0

Dial's Career Highs

Tackles ..... 8 vs. Georgia Southern, 2011
Tackles for Loss Yardage ..... 9 vs. Kent State, 2011
Sacks Yardage ..... 9 vs. Kent State, 2011
Quarterback Hurries ..... 2 vs. Georgia, 2012

Xzavier DICKSON

47

Linebacker

6-3 • 262 • So. • 1L

Griffin, Ga.

Griffin

2012 (Sophomore):

Has played significant time at rush-end ("jack") linebacker, appearing in all 13 games with six starts ... has totled 33 tackles and 3.5 sacks. **Michigan:** Did not start as the No. 8 Wolverines employed a spread attack that caused Alabama to play more nickel and dime coverage (5- or 6-DBs). **Western Kentucky:** Made his first career start at rush-end linebacker ... recorded a sack and forced a fumble that thwarted a Hilltoppers drive in Alabama territory ... also recorded a quarterback hurry. **Arkansas:** Assisted on four tackles, including one for a loss ... also registered a quarterback hurry. **Florida Atlantic:** Made two tackles (one solo) as the Tide's starting unit allowed only 35 yards of offense by the Owls in three quarters of action. **Mississippi:** Assisted on three tackles and was credited with two quarterback hurries in win against the Rebels. **Tennessee:** Collected four tackles and broke up a pass in start against the Volunteers. **Mississippi State:** Assisted on a tackle for loss in start against the Bulldogs. **LSU:** Named one of the defensive players of the week by the Alabama coaching staff ... started for the fourth consecutive game ... made five tackles (one solo) in the key win against the Tigers. **Texas A&M:** Had six tackles, with two solo stops and a shared two-yard sack. **Auburn:** Made two tackles (one solo) in Iron Bowl start. **Georgia:** Registered a career-best two sacks, taking down of Bulldogs quarterback Aaron Murry ... had five total tackles, with three solo stops and two sacks for loss of seven yards.

Dickson's Career Statistics

		Tackles						Fumbles			
Year	G-S	TT	UT	AT	TFL	QBH	Sacks	FF	FR	PBU	INT
2011	7-0	3	2	1	1.5-7	0	0.5-5	0	0	0	0-0
2012	12-6	28	9	19	3.0-12	4	1.5-8	1	0	1	0-0
Total	19-6	31	11	20	4.5-19	4	2.0-13	1	0	1	0-0

Dickson's Career Highs

Tackles ..... 6 vs. Texas A&M, 2012
Sacks ..... 2.0 vs. Georgia, 2012



Kenyan DRAKE

17

Running Back

6-1 • 204 • Fr. • HS

Powder Springs, Ga.

Hillgrove

2012 (Freshman):

Has played in 11 games during his true freshman season, coming off the bench to rush 39 times for 273 yards and five touchdowns. **Michigan:** Ran once for two yards in collegiate debut. **Western Kentucky:** Took advantage of his only carry against the Hilltoppers, finding the endzone on a 32-yard run. **Arkansas:** Rushed six times for 57 yards, including a 12-yard touchdown. **Florida Atlantic:** Recorded a touchdown for the third straight game, while rushing five times for 35 yards ... scored on an eight-yard run to open the fourth quarter. **Missouri:** Carried the ball four times for 11 yards, including a four-yard touchdown. **Tennessee:** Ran the ball four times for 22 yards, with a long rush of 10 yards. **Mississippi State:** Rushed eight times for 47 yards, including a three-yard touchdown. **Auburn:** Ran for a season-high 67 yards on a season-best 10 carries, with a long rush of 38 yards.

Drake's Season Statistics

		Rushing					Receiving				
Year	G-S	Att	Yds	Avg.	TD	LP	Rec.	Yds	Avg.	TD	LP
2012	11-0	39	273	7.0	5	38	0	0	0	0	0

Drake's Season Highs

Rushes ..... 10 vs. Auburn
Yards ..... 67 vs. Auburn
Long Play ..... 38 vs. Auburn

Phillip ELY

12

Quarterback

6-1 • 198 • Fr. • RS

Tampa, Fla.

Plant

2012 (Redshirt Freshman):

Has earned playing time as the backup quarterback in six games, completing 3-of-4 passes for 42 yards and a touchdown. **Arkansas:** Connected on two of his three attempts for 15 yards. **Mississippi State:** Threw his first career touchdown on a 27-yard pass, his only attempt of the game.

SNAPSHOTS ...

D.J. Fluker has helped block for eight 100-yard rushers during the 2012 season.

Malcolm FACIANE

85

Tight End

6-5 • 259 • Fr. • RS

Picayune, Miss.

Picayune Memorial

2012 (Redshirt Freshman):

Has appeared in seven games, earning time in the win against Western Kentucky, the shutout at Arkansas and later wins against Florida Atlantic, Missouri, Mississippi State and Auburn

LaMichael FANNING

44

Defensive Lineman

6-7 • 298 • Fr. • RS

Hamilton, Ga.

Harris County

2012 (Redshirt Freshman):

Has played in eight games, totaling four tackles. **Western Kentucky:** Recorded his first career tackle, making a solo stop in win against the Hilltoppers. **Arkansas:** Assisted on one tackle in shutout victory at Arkansas. **Florida Atlantic:** Had a solo tackle in win against the Owls. **Missouri:** Registered solo tackle in the win.

D.J. FLUKER

76

Offensive Lineman (RT)

6-6 • 335 • Jr. • 2L

Foley, Ala.

Foley

- **Walter Camp & AP second-team All-American**
- **First team All-SEC selection**
- **Has logged 35 career starts at right tackle**
- **Has missed only 11 assignments (98.6%) in 728 snaps this season (with only two penalties)**

2012 (Junior):

Veteran of 35 career starts who has started all 13 games in 2012, at right tackle ... Walter Camp and *Associated Press* second-team All-American and first-team All-SEC selection (from the league coaches) ... has graded out at 98.6 percent on assignments, missing only 11 in 728 plays ... average weekly grade of 89.4 percent (eight games of 90-plus) ... second on the team with 33 pancake blocks ... has allowed only four sacks, in 267 pass attempts ... has blocked for eight individual 100-yard rushing performances this season and 23 in his career ... has helped open holes for 224.6 yards of rushing offense per game (20th nationally) and 439.1 of total offense (40th nationally). **Michigan:** Helped open holes for 232 yards on the ground and 431 yards of total offense ... T.J. Yeldon (111) became the first Alabam freshman to rush for over 100 yards in his debut game. **Western Kentucky:** Part of line that blocked for 328 yards of total offense in 35-0 shutout. **Arkansas:** Helped block for 438 yards of total offense (225 rushing) ... member of offensive line that did not allow a sack. **Florida Atlantic:** Earned offensive player-of-the-week honors from Alabama coaching staff ... graded out at 92 percent and did not miss an assignment ... helped the Crimson Tide turn in another impressive show of balance in 40-7 win over the Owls (256 yards rushing, 247 passing) ... helped block for Eddie Lacy's 106 yards, on only 15 first-half carries. **Mississippi:** Alabama offensive player of the week ... did not miss an assignment ... helped block for 305 yards of total offense while providing the time for AJ McCarron to complete 73 percent of his passes and two scores. **Missouri:** Part of Alabama offense that broke out for 533 total yards of offense (362 on the ground) ... season-high seven pancake blocks ... provided some of the holes for two 100-yards rushers, with career highs from Lacy (177) and Yeldon (144). **Tennessee:** Helped provide the holes and the time for the Alabama offense to amass 539 yards of total offense ... helped protect the right side of the line for McCarron, who passed for 306 yards and four touchdowns ... opened some of the holes for Yeldon's 129-yard, 2-TD day. **Mississippi State:** Helped block for an offense that totaled 400-plus yards for the third straight game ... graded out at 93 percent by the coaches ... member of line that provided time for McCarron to toss two touchdowns, also opening some of the holes for two rushing scores. **LSU:** One of Alabama's offensive players of the week ... graded out at 89 percent and did not allow a sack ... helped keep a bruised McCarron upright in a 21-17 come-from-behind road victory over the No. 5 Tigers ... provided plenty of time to pass on the game-winning

drive that covered 72 yards (all in the air) in only 43 seconds, capped by 28-yard touchdown pass to Yeldon ... part of line that blocked for 165 rushing yards, with Lacy averaging 7.5 yards per rush (TD) and Yeldon averaging 6.9. **Texas A&M:** Provided time for McCarron, who threw for 309 yards and a touchdown ... helped open holes for Lacy to rush for 92 yards on 16 carries (5.8 per rush) ... missed only one assignment in 66 snaps and had two pancake blocks ... posted a team-high grade of 94 percent, his highest grade of the season. **Western Carolina:** It was a short but successful day for the offensive line starters, exiting late in the second quarter with a 35-0 lead ... graded out at 93 percent with no missed assignments, penalties or sacks allowed ... helped block for four rushing touchdowns (three by Lacy) ... part of an offensive unit that rushed for 300 yards. **Auburn:** Did not allow a sack as the Tide rolled up 483 yards of total offense and scored 49 points ... played only one series in the third quarter, during 49-0 win ... helped block for Lacy's 131-yard, two-touchdown performance ... had three pancake blocks. **Georgia:** Opened holes for an SEC Championship Game record 350 rushing yards ... helped both Eddie Lacy (181 yards) and T.J. Yeldon (153) rush for career highs ... did not miss an assignment or allow a sack and had three pancake blocks.

Cade FOSTER

Placekicker

6-1 • 218 • Jr. • 2L

Southlake, Texas

Southlake Carroll

43

2012 (Junior):

Once again sharing the field-goal kicking duties (with Jeremy Shelley) while serving primary role on kick offs ... has connected on 4-of-9 field goals this season, three from beyond 50 yards ... has kicked off 92 times for 5,837 yards and 42 touchbacks. **Michigan:** Drilled a career-long 51-yard field goal in win against the No. 8-ranked Wolverines. **Western Kentucky:** Named one of the specialists of the week by the Alabama coaching staff, after three of his six kickoffs went for touchbacks ... also assisted on one tackle on special teams. **Arkansas:** Named one of the specialists of the week by the Alabama coaching staff ... connected on his second 51-yard field goal of the season (1-for-2 in the game) ... kicked off nine times for 580 yards and eight touchbacks. **Florida Atlantic:** Named one of the specialists of the week for the second consecutive week by the Alabama coaching staff ... 2-for-2 on field goals, including a career-long 52-yarder ... kicked off nine times for 580 yards, with six touchbacks. **Mississippi:** Kicked off eight times and had seven touchbacks ... totaled 520 kickoff yards, for a 65-yard average per kick. **Missouri:** Had seven kickoffs covering 430 yards and three touchbacks. **Tennessee:** Missed his two field-goal attempts ... kicked off eight times for 498 yards and four touchbacks. **Mississippi State:** Kicked off seven times for 433 yards. **LSU:** Covered 236 yards on four kickoffs, with one touchback. **Texas A&M:** Kicked off five times for 321 yards (64.2 average) and two touchbacks. **Western Carolina:** Had eight kickoffs for 512 yards ... averaged 64 yards per kick and, with three touchbacks. **Auburn:** Kicked off eight times for 494 yards (61.8 per kick). **Georgia:** Had his lone field-goal attempt blocked ... kicked off five times for 325 yards, averaging 65 yards per kick (all touchbacks).

Foster's Career Statistics

		Extra Points		Field Goals			
Year	G-S	XP-A	Pct.	FG-A	Pct.	Long	Pts.
2010	13-0	7-7	100.0	7-9	77.8	49	28
2011	13-0	0-0	.000	2-9	22.2	46	6
2012	13-0	0-0	.000	4-9	44.4	52	12
Total	39-0	7-7	100.0	13-27	48.2	52	46

FG Breakdown

	1-19	20-29	30-39	40-49	50+
2010	0-0	2-2	0-0	5-6	0-1
2011	0-0	0-0	0-0	2-5	0-4
2012	0-0	0-0	0-0	1-4	3-5
Total	0-0	2-2	0-0	8-15	3-10

Kickoffs

	No.	Yards	Avg.	TB	OB
2010	84	5,476	65.2	10	1
2011	75	4,728	63.0	5	1
2012	92	5,837	63.4	42	0
Total	251	16,041	63.9	57	2

Foster's Career Highs

PAT Made ..... 2 vs. San Jose State & Duke, 2010
PAT Attempts ..... 2 vs. San Jose State & Duke, 2010
FG Made ..... 2 (4 Times), last vs. Florida Atlantic, 2012
FG Attempts ..... 4 vs. LSU, 2011
Long ..... 52 vs. Florida Atlantic, 2012
Points ..... 8 vs. San Jose State & Duke, 2010
Kickoffs ..... 10 vs. Duke & Georgia State, 2010
Yards ..... 633 vs. Georgia State, 2010
Average ..... 69.2 vs. South Carolina, 2010
Touchbacks ..... 8 at Arkansas, 2012
Tackles ..... 2 vs. Arkansas, 2010

John FULTON

Defensive Back

6-0 • 187 • Jr. • 2L

Manning, S.C.

Manning

10

2012 (Junior):

Has played in 11 games and made one start, totaling 15 tackles (three on kickoff coverage) ... has five pass breakups. **Western Kentucky:** Made his first career start at cornerback, registering three solo tackles, (one on special teams) ... named one of the specialists of the week by the Alabama coaching staff. **Florida Atlantic:** Registered two tackles, including a solo stop in win against the Owls. **Mississippi:** Totaled three tackles (two solo) in win against the Rebels. **Tennessee:** Broke up a pass in win against the Vols. **Mississippi State:** Named one of the special teams players of the week by the Alabama coaching staff ... registered two solo tackles in win against the Bulldogs. **Texas A&M:** Named one of the defensive players of the week by the Alabama coaching staff ... totaled five tackles (four solo) in start against the Aggies ... recorded a career-best four pass breakups.

Fulton's Career Statistics

		Tackles						Fumbles			
Year	G-S	TT	UT	AT	TFL	QBH	Sacks	FF	FR	PBU	INT
2010	13-0	3	2	1	0.5-4	0	0.5-4	0	0	2	0-0
2011	12-0	5	2	3	0-0	0	0-0	0	0	1	0-0
2012	11-2	15	12	3	0-0	0	0-0	0	0	5	0-0
Total	35-2	23	16	7	0.5-4	0	0.5-4	0	0	8	0-0

Fulton's Career Statistics

Tackles ..... 5 vs. Texas A&M, 2012
Passes Broken Up ..... 4 vs. Texas A&M, 2012

Tyler HAYES

Linebacker

6-2 • 210 • Fr. • HS

Thomasville, Ala.

Thomasville

36

2012 (Freshman):

Has played in 12 games as a true freshman, with his 12 tackles including eight solo stops ... has been credited for one quarterback hurry. **Western Kentucky:** Made his collegiate debut by recording one solo tackle. **Arkansas:** Recorded his first career quarterback hurry, in win against the Razorbacks. **Florida Atlantic:** Registered a season-high five tackles, including two solo stops. **Mississippi:** Had one solo tackle in win against the Rebels. **Missouri:** Totaled two tackles, including a solo stop against the Tigers. **Tennessee:** Registered one solo tackle in win against the Vols. **Western Carolina:** Had one solo tackle in the shutout victory. **Auburn:** Registered a solo tackle in Iron Bowl shutout win.

Hayes' Season Statistics

		Tackles						Fumbles			
Year	G-S	TT	UT	AT	TFL	QBH	QBS	FF	FR	PBU	Int
2012	12-0	12	8	4	0-0	1	0-0	0	0	0	0-0

Hayes' Season Highs

Tackles ..... 5 vs. Florida Atlantic, 2012

Ben HOWELL

Running Back

5-9 • 194 • Sr. • SQ

Gordo, Ala.

Gordo

34

2012 (Senior):

Has played in seven games as a senior, rushing the ball 18 times for 52 yards. **Arkansas**: Ran six times for 18 yards, with a long rush of eight yards. **Florida Atlantic**: Rushed four times for 20 yards, with a long of seven. **Western Carolina**: Ran five times for nine yards, including a long rush of seven yards. **Auburn:** Rushed the ball three times for five yards.

Adrian HUBBARD

Linebacker

6-6 • 248 • So. • 1L

Lawrenceville, Ga.

Norcross

42

2012 (Sophomore):

Has started 12 games at strongside ("sam") linebacker while playing in all 13 ... specializes in rushing the quarterback, with 39 total tackles (23 solo), 10 tackles for loss (-49 yards), 6.0 sacks (-39 yards), a team-best three forced fumbles, a pass breakup and four quarterback hurries ... two-time Alabama defensive player of the week (Arkansas & LSU) and the SEC defensive player of the week following LSU game. **Michigan:** Made his first career start versus the Wolverines ... had one solo tackle. **Western Kentucky:** Very active game saw him total career-high six tackles, all solo ... also caused fumble for first time in his career (part of Tide's four forced turnovers vs. WKU) ... notched his first quarterback hurry of the season. **Arkansas:** Named one of the defensive players of the week by the Alabama coaching staff ... totaled three tackles, including two for a loss of 14 yards and a sack for a loss of eight ... helped create havoc in the backfield, as Razorbacks managed only 79 passing yards. **Florida Atlantic:** Made one solo tackle against the Owls ... part of the Tide's starting unit allowed only 35 yards of offense in three quarters of action. **Mississippi:** Recorded a career-best 1.5 sacks (10 yards) ... made three total tackles and batted down a pass. **Missouri:** His blindside sack deep in Alabama territory forced a fumble and denied a scoring opportunity late in the second quarter ... made three tackles (two solo) ... had two tackles for loss (nine yards), one on a a sack ... helped hold Tigers to three yards rushing and 129 total yards. **Tennessee:** Had one solo tackle during 44-13 win in Knoxville. **Mississippi State:** Recorded two quarterback hurries ... also forced a holding penalty on the Bulldogs left tackle deep in their own territory. **LSU:** Earned SEC defensive player of the week after registering a career-best 12 tackles (doubling his previous best) ... had 2.5 solo stops (7 yards), including an assisted sack (4 yards) ... recorded two solo tackles. **Texas A&M:** Made one solo tackle against the Aggies. **Western Carolina:** Registered two assisted tackles in 49-0 win over the Catamounts. **Auburn:** Was very active in 49-0 shutout of the Tigers ... recorded two solo tackles, had one sack and forced a fumble. **Georgia:** Recorded a sack for the second straight week ... had four solo tackles and an additional quarterback hurry ... his sack thwarted UGa drive immediately following Alabama's final go-ahead touchdown with 3:15 remaining in the game.

Hubbard's Career Statistics

		Tackles						Fumbles			
Year	G-S	TT	UT	AT	TFL	QBH	Sacks	FF	FR	PBU	INT
2011	9-0	9	3	6	1.5-5	1	0-0	0	0-0	0	0-0
2012	13-12	39	23	16	10-49	4	6-39	3	0-0	1	0-0
Total	22-12	48	26	22	11.5-54	5	6-39	3	0-0	1	0-0

Hubbard's Career Highs

Tackles ..... 12 at LSU, 2012
Tackles For Loss ..... 2.5 at LSU, 2012
Yards Lost ..... 14 at Arkansas, 2012
Sacks ..... 1.5 vs. Mississippi, 2012

Brandon IVORY

Defensive Lineman

6-4 • 315 • So. • 1L

Memphis, Tenn.

East

62

2012 (Sophomore):

Has played in 12 games (one start), with 21 tackles, a QB hurry and fumble recovery. **Michigan:** Solo tackle vs. No. 8 Wolverines. **Western Kentucky:** First career start ... recovered a fumble and forced QB hurry. **Arkansas:** Registered solo tackle in shutout win. **Florida Atlantic:** Assisted on one tackle. **Mississippi State:** Assisted on two tackles and helped hold Bulldogs to 47 yards rushing. **LSU:** Assisted on season-high five tackles during key win. **Texas A&M:** Assisted on three tackles. **Western Carolina:** Four tackles, one for loss of three yards. **Auburn:** Totaled three tackles (two solo) in Iron Bowl win. **Georgia:** Assisted on one tackle in SEC title-game win.

Ivory's Career Statistics

		Tackles						Fumbles			
Year	G-S	TT	UT	AT	TFL	QBH	Sacks	FF	FR	PBU	INT
2011	4-0	5	0	5	0-0	0	0-0	0	0-0	0	0-0
2012	12-1	21	6	15	1.0-3	1	0-0	0	1-0	0	0-0
Total	16-1	26	6	20	1.0-3	1	0-0	0	1-0	0	0-0



Kelly JOHNSON

Tight End

6-3 • 230 • Sr. • 1L

Charlotte, N.C.

Providence Day

31

2012 (Senior):

Has played in all 13 games, with four catches for 34 yards and one special teams tackle. **Michigan:** Opened season with one catch for 16 yards against No. 8 Michigan. **Missouri:** Caught one pass in win over the Tigers. **Mississippi State:** Had a six-yard reception in win against the Bulldogs. **LSU:** Caught one pass for 10 yards, in key win over the Tigers.



Nico JOHNSON

Linebacker

6-3 • 245 • Sr. • 3L

Andalusia, Ala.

Andalusia

35

2012 (Senior):

Third-year starter in the base 3-4 defensive scheme ... has played in all 13 games, with five starts ... third on the team with 54 tackles ... has two tackles for loss (six yards), two forced fumbles, a quarterback hurry and a pass breakup ... named defensive player of the week by the Alabama coaching staff following the Western Kentucky and Western Carolina games, and tabbed special teams player of the week after the Tennessee game. **Michigan:** Did not start the season opener versus the No. 8 Wolverines but made five tackles, with two solo stops. **Western Kentucky:** Made first start of the season and had season-best eight tackles (four solo) ... forced a fumble for third time in his career ... also broke up a pass, as Hilltoppers manageed only 46 rushing yards and 224 total ... earned defensive player-of-the-week honors from Alabama coaching staff. **Arkansas:** Totaled six tackles, including three solo stops ... assisted on a tackle for a loss and also credited with a quarterback hurry in the shutout victory. **Florida Atlantic:** Made one assisted tackle against the Owls ... part of the starting unit allowed only 35 yards of offense in three quarters of action. **Mississippi:** Had four tackles (two solo) in win over the Rebels ... helped limit Mississippi to 80 yards rushing and 218 total. **Missouri:** Started and made two tackles (one solo) as Alabama limited Tigers to three yards rushing (129 total). **Tennessee:** Play on special teams earned player-of-the-week honors ... started at weakside ("will") linebacker and made four tackles (two solo). **Mississippi State:** Made two assisted tackles coming off the bench against the Bulldogs. **LSU:** Racked up a career-high 12 tackles (two solo, also assisted on a tackle for loss). **Texas A&M:** Made two tackles with one solo stop against the Aggies. **Western Carolina:** Named an Alabama defensive player of the week following his four tackles (one for loss). **Auburn:** Started and made two solo tackles in Iron Bowl 49-0 shutout ... also forced a fumble, his second of the year. **Georgia:** Came off the bench to make pair of tackles (one solo) in 32-28 victory to secure the Tide's second SEC championship during his career.

Johnson's Career Statistics

		Tackles						Fumbles			
Year	G-S	TT	UT	AT	TFL	QBH	Sacks	FF	FR	PBU	INT
2009	12-2	28	17	11	4.5-18	0	1-15	1	0-0	2	0-0
2010	13-7	33	22	11	3.5-7	1	0-0	0	0-0	1	1-0
2011	13-7	47	25	22	6.5-18	0	1-5	1	1-0	3	1-2
2012	13-5	54	23	31	2-6	1	0-0	2	0-0	1	0-0
Total	51-21	162	87	75	16.5-49	2	2-20	5	1-0	7	2-2

Johnson's Career Highs

Tackles ..... 12 at LSU, 2012
Tackles For Loss ..... 2.0 vs. Mississippi & Auburn, 2011
Tackles For Loss Yardage ..... 15 vs. LSU, 2009
Sack Yardage ..... 15 vs. LSU, 2009
Interceptions ..... 1 vs. Florida (2010) & Vanderbilt (2011)

SNAPSHOTS ...

Nico Johnson has provided senior leadership for one of the top defenses in the country.

Barrett JONES

75

Offensive Lineman (C)

6-5 • 302 • Sr. • 3L

Germantown, Tenn.

Evangelical Christian

Athletic Honors ...

- **2012 Rimington Trophy** (nation's top center)
- **Consensus first team All-American**
- **One of three finalists for Outland Trophy** (nation's top interior lineman)
- **One of three finalists for Lombardi Award** (nation's top lineman or linebacker)
- **49 starts (25 at RG '09-'10...11 at LT '11...13 at C '12)**
- **Has missed only six assignments all season (99.2%, best among OL starters, on 731 snaps)**

Academic Honors ...

- **CoSIDA/Capital One Academic All-American of the Year**
- **2012 William V. Campbell Award** (known as the "Academic Heisman")
- **Four-year Academic All-American**
- **4.0 cumulative GPA throughout his nine semesters** (bachelors May '11, masters Dec. '12; both accounting)

2012 (Senior):

Senior anchor for Crimson Tide and recognized among the nation's best offensive lineman ... former starter at right guard (2009-10) and left tackle ('11) who moved to center in 2012 to replace the departed William Vlachos — allowing Alabama to assemble the best five-man combination of talent on the offensive front ... received the 2012 Rimington Trophy, as the nation's best center ... presented with National Football Foundation's prestigious William V. Campbell Award as the nation's best football student-athlete (commonly refererred to as the "Academic Heisman") ... also named the Capital One/CoSIDA Academic All-American of the Year (from College Sports Information Directors of America) ... compiled 4.0 grade-point average throughout his nine semesters at Alabama, graduating in three years with a bachelor's degree in accounting (May '11) and then receiving his master's in accountancy (Dec. 15, 2012) a couple weeks before the BCS title game ... has received 2012 All-America honors from the FWAA, Walter Camp, *AP*, *Sporting News* and *Sports Illustrated*) ... one of three finalists for the Outland Trophy (top interior lineman) and one of three for the Lombardi Award (top lineman or linebacker) ... joined Notre Dame linebacker Manti Te'o as only FBS football players in 2012 to be named an *AP* first team All-American and a Capital One/CoSIDA first team Academic All-American ... there were 48 total players named Academic All-America (24 first team; 24 second team) and a total of 74 on the AP All-America teams (1st/2nd/3rd) – with only two others appearing somewhere on both lists (Florida State kicker Dustin Hopkins was first team Academic All-America & second team *AP* All-American, while Clemson lineman Dalton Freeman was a second teamer on both lists) ... yet to surrender a sack in 2012, spanning 287 pass attempts ... has missed only six assignments in 731 snaps (99.2 percent) and has graded out at 90 percent or better in 10 games (avg. of 90.4) ... has 20 pancake blocks ... veteran of 49 career starts, including 25 at right guard (2009-10), 11 at left tackle (2011) and 13 at center (2012) ... has blocked for eight individual 100-yard rushing performances in 2012 and 33 during his career ... has helped open holes for 224.6 yards of rushing offense per game (20th nationally) while blocking for 439.1 yards per game of total offense (40th nationally). **Michigan:** Opened many of the holes for 232 yards on the ground and 431 yards of total offense ... T.J. Yeldon became first Alabama freshman to rush for over 100 yards (111) in his debut game ... did not allow a sack. **Western Kentucky:** Blocked on line that helped amass 328 yards of total offense in 35-0 shutout. **Arkansas:** Helped block for 438 yards of total offense, (225 rushing) ... part of offensive line that did not allow a sack. **Florida Atlantic:** The Tide turned in another impressive show of balance in 40-7 win (256 rushing yards, 247 passing) ... helped block for Eddie Lacy's 106 yards, on only 15 first-half carries ... graded out at 92 percent. **Mississippi:** Provided blocks as part of 305 yards of total offense ... provided the time that helpe allow AJ McCarron to complete 73 percent of his passes and two scores ... did not allow a sack. **Missouri:** Graded out at 92 percent ... did not allow a sack or miss an assignment ... named Alabama offensive player of the week ... helped clear path for Alabama to rush for season-high 362 yards and six touchdowns (533 yards of total offense) ... both Lacy (177 yards; 3 TDs) and Yeldon (144; 2 TDs) set career bests in rushing during the 42-10 win. **Tennessee:** Anchored line that blocked for Tide's second straight game of 500-plus yards ... helped compile 233 rushing yards, 306 passing ... graded out at 93 percent ... Yeldon went for his third 100-yard rushing game (129), as Alabama running backs averaged 6.2 per carry. **Mississippi State:** Continued his streak of not allowing a sack (nine straight games) ... helped block for 414 yards of total offense (179 net yards on the ground). **LSU:** Key cog in line that kept a bruised McCarron upright in 21-17 come-from-behind road victory over the No. 5 Tigers ... did not allow a sack and graded out at a season-best 95 percent, against one of the best defenses in the country ... helped provide plenty of time to pass on the game-winning drive that covered 72 yards (all in the air)in only 43 seconds, capped by a 28-yard touchdown pass to Yeldon ... blocked on line that fronted Lacy's 165 rushing yards (7.5 yards per rush; one TD) while Yeldon averaged 6.9. **Texas A&M:** Helped provide time for McCarron to throw for 309 yards and a touchdown ... member of line that opened holes for Lacy to rush for 92 yards on 16 carries (5.8 per rush) ... missed only one assignment in 66 snaps and had two pancake blocks ... posted a grade of 90 percent. **Western Carolina:** It was a short but successful day for the offensive line starters, exiting late in the second quarter with 35-0 lead ... graded out at 95 percent, with no missed assignments or penalties ... helped block on four rushing TDs (three by Lacy) and 300 rushing yards ... did not allow a sack. **Auburn:** Named SEC lineman of the week for his efforts in 49-0 Iron Bowl win ... again did not allow a sack while the Tide rolled up 483 yards of total offense ... played only one series in third quarter and graded out at 96 percent (highest by any Tide lineman all season), on 50 plays ... helped block for Lacy's 131-yard, two-touchdown performance. **Georgia:** Anchored line that opened holes for SEC Championship Game record 350 rushing yards ... helped Lacy (181 yards) and Yeldon (153) rush for career highs (512 yards total offense) ... did not miss an assignment and recorded three pancake blocks.



SNAPSHOTS ...

Barrett Jones made the move to center in 2012 and received the Rimington Trophy (nation's best center) while garnering consensus first team All-America honors and being named Academic All-American of the Year.

Christion JONES

Wide Receiver

5-11 • 185 • So. • 1L

Adamsville, Ala.

Minor

22

2012 (Sophomore):

Has earned the start in 10 games and played in all 13 at the "H" wide receiver position ... has caught 25 passes for 328 yards and four touchdowns ... fills primary punt returning duties as well for the Tide, advancing 20 punts for 212 yards and a 10.6 yards per return average ... has returned six kickoffs for 182 yards, including the Tide's first return for a touchdown since 2010 ... has made five tackles on special teams ... fourth on the team in all-purpose yards with 728 (56.0 ypg). **Michigan:** Opened the season with four punt returns for 56 yards (long of 19). **Western Kentucky:** Caught three passes for 47 yards and pair of touchdowns ... returned three punts for 21 yards and also assisted on a tackle on kickoff coverage. **Arkansas:** Caught three passes for 74 yards, with a long reception of 34 yards ... returned two punts for four yards. **Florida Atlantic:** Caught one pass for this third receiving touchdown of the season ... returned four punts for a career-best 61 yards, including a long of 31 ... returned two kickoffs for 25 yards ... totaled 90 all-purpose yards. **Mississippi:** Named one of the special teams players of the week by the Alabama coaching staff ... registered Alabama's first kickoff return for a touchdown since 2010, covering nearly the entire field (99 yards) ... added two receptions for 19 yards. **Missouri:** Rushed once for two yards, adding two receptions for 19 yards ... returned one kick for 15 yards and made two punt returns covering 33. **Tennessee:** Caught one pass for nine yards. **Mississippi State:** Named one of the special teams players of the week by the Alabama coaching staff ... did a little bit of everything against the Bulldogs ... ran once for four yards, caught one pass for 22 and recorded two solo tackles on special teams. **LSU:** Caught a season-high four passes for 40 yards, with a long reception of 16. **Texas A&M:** Caught three passes for 21 yards and returned one punt for five yards. **Western Carolina:** Caught a 29- yard touchdown pass ... returned three punts for 29 yards in 49-0 victory. **Auburn:** Caught three passes for 22 yards and recorded a solo tackle on special teams.**Georgia:** Turned a quick slant route nto a 22-yard first-down reception, on the Tide's first possession ... returned one punt for eight yards.

Jones' Career Statistics

Receiving

Year	G-S	Rec.	Yards	Avg.	TD	LP
2011	12-0	3	49	16.3	0	30
2012	13-10	25	328	13.1	4	34
Total	25-10	28	377	13.5	4	34

Punt Returns

Year	G	Ret.	Yards	Avg.	TD	LP
2011	12	3	33	11.0	0	18
2012	12	20	212	10.6	0	31
Total	24	23	245	10.7	0	31

Kickoff Returns

Year	No.	Yards	Avg.	TD	LP
2011	1	32	32.0	0	32
2012	6	182	30.3	1	99
Total	7	214	30.6	1	99

*has four tackles on special teams

Christion Jones' Career Highs

Receptions	4 at LSU, 2012
Receiving Yards	74 at Arkansas, 2012
Long Reception	34 at Arkansas, 2012
Punt Returns	4 vs. Michigan, 2012
Punt Return Yards	56 vs. Michigan, 2012
Long Punt Return	31 vs. Florida Atlantic, 2012
Kickoff Returns	3 vs. Mississippi, 2012
Kickoff Return Yards	142 vs. Mississippi, 2012
Long Kickoff Return	99 vs. Mississippi, 2012

Cyrus JONES

Wide Receiver

5-10 • 192 • Fr. • HS

Baltimore, Md.

Gilman

8

2012 (Freshman):

Has played in 11 games as a true freshman, catching four passes for 51 yards ... has returned 10 kicks for 250 yards ... also has brought back eight punts for 61 yards, with a long of 32 yards. **Florida Atlantic:** Caught one pass for 35 yards. **Missouri:** Latched onto one pass for four yards ... returned one kick for 23 yards and added a punt return for two yards. **Tennessee:** Named one of the special teams players of the week by the Alabama coaching staff ... returned one kick 27 yards ... had four punt returns for 59 yards, including a long of 32. **Mississippi State:** Named one of the special teams players of the week by Alabama coaching staff ... returned two kicks for 76 yards, with a long of 41 ... also returned a punt for four yards. **Texas A&M:** Returned two kicks for 35 yards against the Aggies. **Western Carolina:** Caught two passes for 12 yards and returned a punt for no gain. **Georgia:** Returned four kicks for 89 yards, including a long return of 25 yards.

Jones' Season Statistics

Receiving

Year	G-S	No.	Yards	Avg.	TD	LP
2012	11-0	4	51	12.8	0	35

Punt Returns

Year	G	No.	Yards	Avg.	TD	LP
2012	11	8	61	7.6	0	32

Kickoff Returns

Year	No.	Yards	Avg.	TD	LP
2012	10	250	25.0	0	41

Jones' Season Highs

Receptions	2 vs. Western Carolina, 2012
Receiving Yards	35 vs. Florida Atlantic, 2012
Long Reception	35 vs. Florida Atlantic, 2012
Punt Returns	4 at Tennessee, 2012
Punt Return Yards	59 at Tennessee, 2012
Long Punt Return	32 at Tennessee, 2012
Kickoff Returns	4 vs. Georgia, 2012
Kickoff Return Yards	89 vs. Georgia, 2012
Long Kickoff Return	41 vs. Mississippi State, 2012



Harrison JONES

Tight End

6-4 • 244 • So. • 1L

Germantown, Tenn.

Evangelical Christian

82

2012 (Sophomore):

Has played in 10 games, with one kick return for nine yards against Tennessee.

Jones' Career Statistics

Receiving

Year	G-S	Rec.	Yards	Avg.	TD	LP
2011	8-0	1	5	5.0	0	0
2012	10-0	0	0	0.0	0	0
Total	18-0	1	5	5.0	0	0



Ryan KELLY

Offensive Lineman

6-5 • 288 • Fr. • RS

West Chester, Ohio

Lakota West

70

2012 (Redshirt Freshman):

Has come off the bench to play in nine games ... named to the SEC All-Freshman team.



Arie KOUANDJIO

Offensive Lineman

6-5 • 310 • So. • SQ

Hyattsville, Md.

DeMatha Catholic

77

2012 (Sophomore):

Has earned time off the bench along the offensive line in 10 of 13 games this season ... twin brother of Alabama starting left tackle Cyrus Kouandjio.



Cyrus KOUANDJIO

Offensive Lineman (LT)

6-6 • 311 • So. • 1L

Hyattsville, Md.

DeMatha Catholic

71

2012 (Sophomore):

Has started all 13 games at left tackle, blocking for eight individual 100-yard rushing performances ... has helped open holes for 224.6 yards of rushing offense per game (439.1 of total offense) ... has allowed only 3.5 sacks, as a first-year starter ... graded out at 90 percent or better in six games: Florida Atlantic, Missouri, Tennessee, Texas A&M, Western Carolina and Auburn ... has 21 pancake blocks. **Michigan:** Opened holes for 232 yards on the ground (431 total offense) ... T.J. Yeldon became the first Alabama freshman to rush for over 100 yards (111 yards) in his debut game. **Western Kentucky:** Blocked for 328 yards of total offense in a 35-0 shutout ... provided the time for AJ McCarron to throw for four touchdowns. **Arkansas:** Helped block for 438 yards of total offense, including 225 rushing yards ... part of an offensive line that did not allow a sack. **Florida Atlantic:** The Tide turned in another impressive show of balance in 40-7 win, rushing for 256 yards and passing for 247 ... graded out at 92 percent ... blocked for Eddie Lacy's 106 yards, on only 15 first-half carries. **Mississippi:** Helped block for 305 yards of total offense ... provided time for McCarron to complete 73 percent of his passes (2 TDs). **Missouri:** Helped the Alabama offense break out for 533 total yards of offense including 362 yards on the ground ... provided the holes for two 100-yards rushers, on career-highs from Lacy (177) and Yeldon (144) ... finished with a grade of 90 percent. **Tennessee:** Played his best game to date, with grade of 94 percent ... helped provide the holes and time for offense to amass 539 yards of total offense ... protected the blind side of the line for McCarron to pass for 306 yards and four touchdowns ... helped open holes for Yeldon to rush for 129 yards and two scores. **Mississippi State:** Blocked for 414 yards of total offense, including 179 net yards on the ground ... helped open holes for Yeldon, who averaged 8.4 yards per carry and scored his seventh touchdown of the season. **LSU:** Earned offensive player-of-the-week honors from coaching staff ... graded out at 89 percent with three pancake blocks ... part of line that kept a bruised McCarron upright in 21-17 come-from-behind road victory over No. 5 Tigers ... helped provide plenty of time to pass on game-winning drive that covered 72 yards (all in the air) in only 43 seconds, capped by a 28-yard touchdown pass to Yeldon ... blocked for 165 yards rushing with Lacy averaging 7.5 yards per rush (touchdown) and Yeldon 6.9. **Texas A&M:** Helped provide time for McCarron to throw for 309 yards and a touchdown ... opened some of the holes for Lacy's 92 rushing yards on 16 carries (5.8 yards per rush) ...had no missed assignments on 66 snaps , with two pancake blocks ... posted a grade of 90 percent. **Western Carolina:** It was a short but successful day for the starting linemen, exiting late in the second quarter with a 35-0 lead ... helped block on four rushing touchdowns (three by Lacy) and 300 rushing yards ... did not allow a sack. **Auburn:** Did not allow a sack as the Tide rolled up 483 yards of total offense and scored 49 points ... played only one series in the third quarter and graded out at 94 percent for the game, on 50 plays ... helped block for Lacy's 131-yard, two-touchdown performance. **Georgia:** Opened holes for SEC Championship Game record 350 rushing yards ... helped Lacy (181 yards) and Yeldon (153) rush for career highs ... part of line that blocked for 512 yards of offense ... team-best four pancake blocks.

Eddie LACY

Running Back

6-0 • 220 • Jr. • 2L

Geismar, La.

Dutchtown

42

2012 (Junior):

Assumed the role of the Tide's feature running back en route to eqarning first team All-SEC honors ... has started all 13 games while rushing for a team-high 1,182 yards on 184 carries ... his 16 rushing touchdowns are tied for fifth in the Alabama single-season record books ... averaging 6.4 yards per carry ... has 20 receptions for 172 yards and a score ... ranks 42nd nationally in rushing with 90.9 yards per game (fourth in the SEC) ... has a team-best 73 runs that have resulted in a first down or a touchdown ... averaging 121.8 all-purpose yards over past 10 games (104.2 for season) ... has 26 "explosive" rushes (12-plus yards) ... Alabama offensive player of the week six times (Arkansas, Florida Atlantic, Missouri, Texas A&M, Auburn and Georgia) **Michigan:** Started his first career game, rushing for 35 yards and one touchdown ... long rush went for 25 ... converted three rushing first downs and caught one pass for 10 yards. **Western Kentucky:** Carried the ball nine times for 36 yards ... broke free on an 18-yard run on the first drive of the game. **Arkansas:** Named one of the offensive players of the week by the Alabama coaching staff ... set a career high with three rushing touchdowns ... carried the ball 12 times for 55 yards. **Florida Atlantic:** Got loose for his first 100-yard rushing game of the season against the Owls ... ran for 106 yards on only15 carries, all in the first half ... averaged 7.1 yards per carry ... converted first downs on five carries ... earned offensive player of the week honors from the Alabama coaching staff. **Mississippi:** Carried the ball a career-high 19 times for 82 yards ... also caught three passes for 15 yards ... converted three first downs rushing. **Missouri:** Set a career high with 177 yards on 18 carries ... also equaled his career-best with three rushing touchdowns while averaging 9.8 yards per carry ... on the second play of the game, broke free for a career-long run of 73 yards ... caught two passes for 17 yards ... converted six first downs rushing and one passing. **Tennessee:** Rushed a team-high 17 times for 79 yards, with a long of 14 yards ... converted five rushing first downs and one receiving for a new set of downs ... matched his career high with three catches for 18 yards ... had 97 all-purpose yards. **Mississippi State:** Totaled 77 all-purpose yards with one receiving touchdown ... caught a career-best four passes for 51 yards (27-yard touchdown pass from Phillip Ely) ... ran 10 times for 26 yards. **LSU:** Rushed for a team-high 83 yards before leaving in the second half with a tweaked ankle ... averaged 7.5 yards on 11 carries ... opened the scoring for the Tide with a seven-yard touchdown run in the second quarter. **Texas A&M:** Gained 92 yards on 16 carries for a 5.8 yards per carry average ... scored one touchdown and converted four first downs ... had two runs of 12-plus yards (long of 18) ... equaled his career high with four receptions for 35 yards (long of 21). **Western Carolina:** Averaged 9.9 yards per carry (10 rushed for 99), with three touchdowns ... scored on runs of seven, seven and three yards ... had four explosive rushes of 12 yards or more (long of 21) ... six of his rushes converted first downs. **Auburn:** Named Alabama offensive player of the week after rushing for 131 yards on 18 carries in only of a half of action ... scored two touchdowns ... had seven rushes that converted a first down ... long rush was 32 yards. **Georgia:** Turned in a career game to help the Crimson Tide win the 2012 SEC Championship Game ... named the game's MVP, after rushing for a career-high 181 yards in the 32-28 victory ... carried a career-high 20 times ... scored two touchdowns on runs of one and 41 yards ... had six runs of 12-plus yards and nine that resulted in a first down or touchdown ... also named an Alabama offensive player of the week.

Lacy's Career Statistics

		Rushing					Receiving				
Year	G-S	Att	Yds	Avg.	TD	LP	Rec	Yds	Avg.	TD	LP
2010	12-0	56	406	7.2	6	62	2	18	9.0	0	15
2011	12-0	95	674	7.1	7	67	11	131	11.9	0	48
2012	13-13	184	1,182	6.4	16	73	20	172	8.6	0	27
Total	37-13	335	2,262	6.8	29	73	33	321	9.7	0	48

Lacy's Career Highs

Rushes	20 vs. Georgia, 2012
Rushing Yards	181 vs. Georgia, 2012
Long Run	73 at Missouri, 2012
Touchdowns	3 at Arkansas, Missouri & W. Carolina, 2012
Receptions	4 vs. Mississippi state & Texas A&M, 2012
Receiving Yards	76 vs. Kent State, 2011
Long Reception	48 vs. Kent State, 2011



SNAPSHOTS ...

Eddie Lacy ran for 1,182 yards and 16 touchdowns in his first season as the Tide's featured back.

Darren LAKE

Defensive Lineman

6-3 • 315 • Fr. • HS

York, Ala.

Sumter Central

95

2012 (Freshman):

Has played in seven games as a true freshman, totaling three tackles (one for a loss). **Florida Atlantic:** Assisted on one tackle against the Owls. **Mississippi State:** Assisted on one tackle in the SEC divisional win. **Auburn:** Registered one tackle for a loss in the shutout win against rival Auburn.

Dillon LEE

Linebacker

6-4 • 240 • Fr. • HS

Buford, Ga.

Buford

25

2012 (Freshman):

Has played in eight games as a true freshman, primarily on kickoff coverage. **Michigan:** Made one solo tackle and picked off a pass, in his collegiate debut.

Robert LESTER

Defensive Back

6-2 • 210 • Sr. • 3L

Foley, Ala.

Foley

37

2012 (Senior):

Veteran staple of the Alabama secondary ... named honorable mention All-SEC by the *AP* ... has started all 13 games in 2012 and 39 in his career ... boasts team-best four interception, tied for sixth in the SEC ... has 42 tackles, 3.5 tackles for loss (-11 yards) and 1.5 sacks (7 yards), plus a fumble recovery and three pass breakups ... tied for fifth in career interceptions at Alabama (14) and eighth in interception return yardage (183). **Michigan:** Had one assisted tackle and broke up a pass as Alabama limited the No. 8 Wolverines to 269 yards of offense. **Western Kentucky:** Made three assisted stops in shutout of the Hilltoppers. **Arkansas:** Registered five tackles, including half a sack in shutout victory over the Razorbacks ... helped limit Arkansas to 79 passing yards. **Florida Atlantic:** Made two solo tackles against the Owls and recorded his first full sack of the season (six yards) ... part of the Tide's starting unit allowed only 35 yards of offense to the Owls in three quarters of action ... earned defensive player of the week honors from the coaching staff. **Mississippi:** Snared his first interception of the season to thwart a Rebel drive ... had two solo tackles as the Tide allowed only 218 total yards, including 80 yards on the ground. **Missouri:** Recorded three tackles (two solo), as the Tide held the Tigers to three yards rushing and 129 total yards ... made one tackle for loss and broke up a pass. **Tennessee:** Snagging a Tyler Bray pass in the end zone for his second interception of the season ... had four tackles (two solo), as the Tide held the Vols to more than 200 yards below their season average for total offense. **Mississippi State:** Thwarted a 97-yard drive by the Bulldogs on 3rd and 1 from the 1-yard line with an interception in the end zone ... added one assisted tackle, one fumble recover and broke up a pass. **LSU:** Registered three total tackles, with two solo stops. **Texas A&M:** Made five total tackles (three solo). **Western Carolina:** Started but did not have any statistics, with the starting defense exiting the game late in the second quarter. **Auburn:** Latched onto his fourth interception of the season and made five tackles (four solo) ... returned that interception 31 yards to set up an Alabama touchdown in the 49-0 shutout. **Georgia:** Registered a team- and career-high eight tackles in 32-28 victory over the Bulldogs ... had three solo stops and notched one tackle for loss (-3 yards).

Lester's Career Statistics

		Tackles						Fumbles			
Year	G-S	TT	UT	AT	TFL	QBH	Sacks	FF	FR	PBU	INT
2009	8-0	8	6	2	0-0	0	0-0	0	0-0	0	0-0
2010	13-13	52	29	23	1.5-10	2	1-9	0	1-89	4	8-102
2011	13-13	39	22	17	1.5-2	0	0-0	1	0-0	3	2-30
2012	13-13	42	21	21	3.5-11	0	1.5-7	0	0-0	3	4-51
Total	47-39	141	78	63	6.5-23	2	2.5-16	1	1-89	10	14-183

Lester's Career Highs

Tackles ..... 8 vs. Arkansas, 2010
Tackles for Loss Yardage ..... 9 vs. San Jose State, 2010
Sacks ..... 1 vs. San Jose State (2010) & Florida Atlantic (2012)
Interceptions ..... 2 vs. Arkansas & Mississippi State, 2010
Return Yards ..... 33 vs. Arkansas, 2010
Forced Fumble ..... 1 vs. Georgia Southern, 2011
Fumble Return Yards ..... 89 vs. Penn State, 2010
Blocked Kick ..... 1 vs. North Texas, 2011



SNAPSHOTS ...

Senior safety Robert Lester ranks fifth all-time at Alabama for career interceptions (14).

Chad LINDSAY

Offensive Lineman

6-2 • 290 • So. • 1L

The Woodlands, Texas

The Woodlands

78

2012 (Sophomore):

Has come off the bench in nine games.

Cody MANDELL

Punter

6-4 • 202 • Jr. • 2L

Lafayette, La.

Acadiana

29

2012 (Junior):

Once again has handled the punting duties and has turned in a strong season ... has punted 46 times for 2,017 yards, holding a 43.8 average ... has not punted enough to be listed among the SEC leaders would rank fifth on that list ... has dropped 17 punts inside the 20-yard line ... owns 12 kicks of 50-plus yards during the 13-game season, with along of 61 ... also has forced 13 fair catches and allowed only 15 returns for an average of 7.7 yards/return (115 yards; long return of 14) ... Alabama ranks 24th nationally in net punting, at 39.17 yards per kick. **Michigan:** Named one of the specialists of the week by the Alabama coaching staff, after averaging 47 yards on four kicks in the win against the Wolverines ... drilled a long punt of 59 yards, totaling two over 50 while placing two inside the 20. **Western Kentucky:** Totaled five punts for 224 yards, averaging 44.8 per kick ... had a long of 48 and placed two inside the 20 ... also rushed the ball for 18 yards, converting a first down on a broken play. **Arkansas:** Punted only twice for 70 yards. **Florida Atlantic:** Punted only once but placed it inside the 20, on a 29 yard kick. **Mississippi:** Kicked three punts for 123 yards (41 per kick) ... registered one fair catch on the night. **Missouri:** Punted four times for 152 yards ... nailed one punt over 50 yards (53) and had two inside the 20 yard line. **Tennessee:** Had two punts twice for 88 yards, including a long of 49. **Mississippi State:** Was named one of the specialists of the week by the Alabama coaching staff ... punted five times for 211 yards (average of 42.2) ... nailed a career-long 61-yard punt and drilled three inside the 20. **LSU:** Named one of the specialists of the week by the Alabama coaching staff ... punted a season-high seven times for 316 yards, holding a 45.1 average against the Tigers ... had two punts over 50 yards and another two placed inside the 20. **Texas A&M:** Named one of the specialists of the week by the coaching staff ... averaged a career-best 56.5 per punt on four punts ... nailed four punts over 50 yards, including two that went for 60 yards. **Western Carolina:** Punted twice for an average of 42.0 yards ... dropped one punt inside the 20-yard line ... his long punt was 46 yards.

Auburn: Averaged 48.5 yards on two punts against Auburn (long of 50) ... pinned one punt inside the 20 and forced one fair catch. **Georgia:** Punted five times for an average 41.8 yards (long of 48) ... left three inside the 20, forced three fair catches and one touchback (only one returned, for seven yards).

Mandell's Career Statistics

Punting						In			Ret.	Net	Net
Year	G-S	No.	Yds	Avg.	Lng	20	50+	Blk	Yds	Yds	Avg.
2010	13-13	41	1,607	39.2	59	13	9	0	64	1,483	36.2
2011	12-12	39	1,534	39.3	52	11	2	0	51	1,423	36.5
2012	13-13	46	2,017	43.8	61	17	12	0	115	1,802	39.2
Total	38-38	126	5,158	40.9	61	41	23	0	230	4,708	37.4

Mandell's Career Highs

Punts ..... 6 (three times); most recent vs. Arkansas, 2011
Yards ..... 246 vs. LSU, 2010
Long..... 61 vs. Mississippi State 2012
Average ..... 56.5 vs. Texas A&M, 2012
Inside 20 ..... 5 at Florida, 2011
50+ Yards ..... 4 vs. Texas A&M, 2012

Nathan McCALISTER

Wide Receiver
5-11 • 165 • Sr. • SQ
Russellville, Ala.
Russellville

20

2012 (Senior):

Has played in eight games, primarily on special teams.

AJ McCARRON

Quarterback
6-4 • 210 • Jr. • 2L
Mobile, Ala.
Saint Paul's Episcopal

10

- **AP third team All-American**
- **Second team All-SEC**
- **Finalist for Johnny Unitas Golden Arm Award**
- **24-2 (.923) as a starter at Alabama**
- **Leads nation (173.08) in passing efficiency**
- **Alabama record 26 passing touchdowns in 2012**
- **Went 291 pass attempts (2011-12) without throwing an interception (2nd-longest streak in SEC history)**

2012 (Junior):

Veteran signalcaller who leads nation with 173.08 passer efficiency rating ... one of five finalists for Johnny Unitas Golden Arm Award ... semifinalist for Davey O'Brien and Maxwell awards ... *AP* third team All-American ... consensus second team All-SEC ... has a school-record 26 touchdown passes in 2012 ... went 291 pass attempts between interceptions (2011-12), second-longest streak in SEC history ... 24-2 as the Alabama starter (tied for 5th-most wins in school history and second in win pct., at .923) ... boasts career average of one interception every 82.8 pass attempts and one pick every 95.3 passes in 2012 (both on pace to be SEC records) ... has completed 66.8 percent of his passes (191-of-286) during junior season, for 2,669 yards (42 completions of 20-plus) ... has seven multiple-TD pass games in 2012 ... completed 68.0 percent of his passes in SEC play (15 TDs and 1,748 yards). **Michigan:** Threw for 199 yards (11-of-21) and two scores ... connected with DeAndrew White on 51-yard touchdown strike ... had 15-yard rush for first down. **Western Kentucky:** Equaled his career high with four TD passes ... threw for 219 yards (14-of-19) ... found Kevin Norwood on throws of 47 and 33 yards (Norwood and Christion Jones and Norwood each had two touchdowns). **Arkansas:** Passed for 189 yards (11-of-16) ... connected with Amari Cooper on 20-yard touchdown. **Florida Atlantic:** Completed 15-of-25 for 212 yards and three TDs ... completed six passes of 15-plus yards, with career-long 85-yard touchdown strike to Kenny Bell ... also found White and Jones on 4-yard TD passes. **Mississippi:** Completed 73.3 percent of his passes (22 of 30) for 180 yards and pair of scores to Cooper. **Missouri:** Threw for 171 yards while completing 76.2 percent (with no interceptions) ... lobbed 44-yard flea-flicker to Bell down to the three-yard line. **Tennessee:** Set a career-high with 306 passing yards (17-of-22; 77.2 percent) ... tied career high with four TD passes, on throws of 23, 1, 42 and 39 yards ... completed six passes of 20-plus yards ... Alabama offensive player of the week. **Mississippi State:** Turned in another strong outing against secondary that was touted as the best he hadseen to date in 2012 ... completed 16-of-23 passes for 208 yards and two scores before leaving in the third quarter with back contusion ... found Bell on perfectly-thrown, 57-yard touchdown strike (second series) ... connected with Michael Williams from nine yards on next series to go up 21-0 early in second quarter. **LSU:** Battled through back contusion to lead game-winning, 5-play, 72-yard drive in only 43 seconds for 21-17 come-from-behind victory ... 4-of-5 on final drive and found T.J. Yeldon for 28-yard screen play and the winning score ... went 8-of-9 for 109 yards and two touchdowns (one rushing) in the waning seconds of each half ... capped two-minute drill at end of the first half with nine-yard touchdown run ... extended his consecutive passes without an interception to 289. **Texas A&M:** Threw career-high 309 yards (21-of-34) with a touchdown and his first two interceptions of the season ... completed five passes of 20-plus yards, including 54-yard touchdown to Cooper with 6:09 remaining. **Western Carolina:** Played less than a half in 49-0 rout ... completed all six passes he attempted ... had 29-yard TD to Jones and 36-yard connection with Cooper down to the one-yard line ... averaged 22.2 yards per pass ... his touchdown pass set Alabama season record (21). **Auburn:** Sliced through Tigers defense for 216 yards while matching career-high with four TD passes (37, 7, 29 and 38 yards) ... completed 15-of-21 passes and earned Alabama offensive player of the week. **Georgia:** Found Cooper for 45-yard touchdown with 3:15 remaining, on what proved to be the winning play in 32-28 victory over the Bulldogs ... went 13-of-21 for 162 yards, with one interception ... also rushed for 16 yards, including a 22-yard run shortly before halftime (leading to a field goal).

SNAPSHOTS ...

AJ McCarron has set an Alabama season record with 26 passing touchdowns in 2012, while throwing only three interceptions.

McCarron's Career Statistics

		Passing						Rushing				
Year	G-S	Com-Att-Int	Pct.	Yds	TD	LP	No.	Yds	Avg.	TD	LP
2010	13-0	30-48-0	62.5	389	3	47	6	-10	-1.7	0	4
2011	13-13	219-328-5	66.8	2,634	16	69	30	-22	-0.7	2	13
2012	13-13	191-286-3	66.8	2,669	26	85	48	-5	-0.1	1	24
Total	39-26	440-662-8	66.5	5,692	45	85	84	-37	-0.4	3	24

McCarron's Career Highs

Pass Attempts ..... 34 vs. LSU [BCS], 2011
Completions ..... 23 vs. Vanderbilt & LSU [BCS], 2011
Passing Yards ..... 309 vs. Texas A&M, 2012
Passing TDs ..... 4 (four times); most recent vs. Auburn, 2012
Interceptions ..... 2 vs. Kent State (2011) & Texas A&M (2012)
Long Completion ..... 85 vs. Florida Atlantic, 2012
Rushing Attemps ..... 8 vs. Western Kentucky, 2012
Rushing Yards ..... 18 vs. Western Carolina, 2012
Long Rush ..... 24 vs. Western Carolina, 2012
Rushing TDs ..... 1 vs. Florida & Tennessee ('11) & at LSU ('12)
Total Touchdowns ... 4 (four times); most recent vs. Auburn, 2012

Dee MILLINER

28

Defensive Back

6-1 • 199 • Jr. • 2L

Millbrook, Ala.

Stanhope Elmore

- **Unanimous first team All-American**
- **First team All-SEC**
- **Finalist for Bronko Nagurski Trophy (defensive player of the year)**
- **Finalist for the Jim Thorpe Award (nation's top defensive back)**
- **His 34 career pass breakups are tied for second nationally, among active players**

2012 (Junior):

Veteran cornerback who has fashioned an outstanding junior season, earning unanimous first team All-America and All-SEC honors ... collected the 2012 first team All-America honores from the American Football Coaches Association (AFCA), the Football Writers of America (FWAA), the Walter Camp Foundation, the *Associated Press*, *Sporting News* and *Sports Illustrated*) ... was one of five finalists for the Bronko Nagurski Trophy (nation's top defensive back) and one of three for the Jim Thorpe Award (nation's top defensive back) ... also a semifinalist for the Chuck Bednarik Award (top defensive player) ... team's top cornerback in 2012, starting 12 games and totaling 51 tackles with two interceptions and 18 pass breakups ... also has 4.0 tackles for loss (19 yards) and 1.5 sacks (11 yards) ... the 18 pass breakups are a career best and rank third on Alabama's single-season list ... his 34 career pass breakups rank second in school history and are tied for second nationally, among active players ... tied for third nationally, while leading the SEC, with 1.67 passes defended per game (18 pass breakups, plus two interceptions) ... twice has totaled four pass breakups in a game (Michigan and Mississippi), plus three at Missouri ... four-time defensive player of the week by the Alabama coaches (Michigan, Mississippi, Missouri and Tennessee) ... missed the Western Kentucky game due to injury. **Michigan:** Selected as the Walter Camp, Bednarik, Thorpe and national player of the week (also SEC top defender for the week), after his performance against the No. 8 Wolverines – with five tackles, four pass breakups and a 35-yard interception return. **Western Kentucky:** Was available but held out of the WKU game as a precaution, after a slight groin strain in practice. **Arkansas:** Recorded two tackles and broke up a pass in the shutout victory ... helped hold the Razorbacks to 79 yards passing. **Florida Atlantic:** Made three tackles against the Owls, with two solo stops ... part of the Tide's starting unit that allowed only 35 yards of offense to the Owls in three quarters of action. **Mississippi:** Defended five passes, with four breakups and one interception ... also made three solo tackles and four total stops, with half of a sack. **Missouri:** Broke up three Tiger passes and made four tackles ... had three solo stops and one tackle for loss (three yards) ... forced one fumble and helped limit the Tigers to 126 yards through the air. **Tennessee:** Earned Alabama defensive player of the Week honors for the second straight game ... had five tackles, with four solo stops ... broke up one Tyler Bray pass. **Mississippi State:** Registered three solo tackles ... blocked a first field goal for the first time in his Alabama career, on the Bulldogs first drive of the game. **LSU:** Made a season-high eight tackles, with five solo stops ... recorded the first solo sack of his career, dropping the Tigers quarterback for a loss of nine yards ... matched a career-high with two tackles for loss (-14 yards). **Texas A&M:** Recorded a career-best 10 tackles, with four solo stops against the Aggies ... broke up a pass and was credited with half of a tackle for loss. **Western Carolina:** Had one solo tackle in the Tide's 49-0 shutout of the Catamounts ... started but was removed along with most of the starters midway through the second quarter. **Auburn:** Made two tackles and returned a fumble 17 yards, in the 49-0 Iron Bowl shutout of Auburn ... recorded two pass breakups. **Georgia:** His play on the defensive side of the football was a key factor in the Tide's 32-28 victory over the Bulldogs, during the dramatic SEC Championship Game ... broke up two passes and made four tcakles, including three solo stops ... had an interception overturned on Georgia's final drive.

Milliner's Career Statistics

		Tackles						Fumbles			
Year	G-S	TT	UT	AT	TFL	QBH	Sacks	FF	FR	PBU	INT
2010	13-11	55	41	14	4-12	1	0-0	1	0-0	7	1-0
2011	13-6	27	14	13	1-7	0	0-0	0	0-0	9	3-72
2012	12-12	51	33	18	4-19	0	1.5-11	1	0-0	18	2-35
Total	38-29	133	88	45	9-38	1	1.5-11	2	0-0	34	6-107

Milliner's Career Highs

Tackles ..... 10 vs. Texas A&M, 2012
Tackles For Loss ..... 2.0 vs. Georgia St. (2010) & at LSU (2012)
Tackle for Loss Yardage ..... 14 at LSU, 2012
Passes Broken Up ..... 4 vs. Michigan & Mississippi, 2012
Interceptions .... 1 (six times); most recent vs. Mississippi, 2012
Forced Fumbles ..... 1 vs. Tennessee, 2010
Touchdowns ..... 1 by interception return vs. Auburn, 2011
Blocked Field Goal ..... 1 vs. Mississippi State, 2012

SNAPSHOTS ...

Unanimous first team All-American Dee Milliner was a 2012 finalist for the Bronko Nagurski Trophy and the Jim Thorpe Award.

C.J. MOSLEY

Linebacker

6-2 • 232 • Jr. • 2L

Theodore, Ala.

Theodore

32

- **Consensus first team All-American**
- **First team All-SEC**
- **Finalist for Butkus Award (nation's top linebacker)**

2012 (Junior):

Starting weakside ("will") linebacker in all nickel and dime extra-DB situations ... consensus first team All-American and first team All-SEC choice ... named first team All-America by the AFCA, Walter Camp, *AP*, *Sporting News* and *Sports Illustrated*) ... was a finalist for 2012 Butkus Award, presented to the nation's top linebacker, and a semifinalist for the Chuck Bednarik Award (top defensive player) ... leads the team with 99 tackles (43 more tackles than the next player) ... has made 10 starts ... ninth in the SEC in tackles per game (7.62) ... has seven tackles for loss (46 yards), four sacks (34 yards) and two interceptions, returning one 16 yards for a touchdown against Michigan ... equaled the Alabama career record for interceptions returned for touchdowns (3) ... also has one forced fumble, three quarterback hurries and two pass breakups ... has posted four double-digit tackle games, with at least six tackles in 10 of 13 games ... selected as one of the one of the Alabama defensive players of the week in each of the first six games and nine total games. **Michigan:** Started and made seven tackles, with five solo stops ... intercepted a Denard Robinson pass and returned it 16 yards for a touchdown — the third of his career, which equals an Alabama record for touchdowns via interceptions. **Western Kentucky:** Led the team with 11 tackles (seven solo) ... recorded a sack for a loss of 10 yards and broke up a pass, in the Tide's 35-0 shutout. **Arkansas:** Made five tackles, including three solo stops, in the shutout victory ... also forced one of five fumbles in the game. **Florida Atlantic:** Had a team-high six assisted tackles against the Owls while assisting on a four-yard sack ... part of the Tide's starting unit allowed only 35 yards of offense to the Owls, in three quarters of action ... earned defensive player of the week honors from the Alabama coaching staff. **Mississippi:** An Alabama defensive player of the week ... made 10 tackles, with seven solo stops, as the Crimson Tide limited the Rebels to 80 yards on the ground and 218 overall. **Missouri:** Equaled his career high with 12 tackles, marking his second straight double-digit tackle performance ... made nine solo stops and recorded one sack for nine yards ... recovered a fumble and added a quarterback hurry. **Tennessee:** Made a team-high seven tackles during a 44-13 victory in Knoxville ... had four solo stops and one tackle for loss (six yards) ... also intercepted his second pass of the season. **Mississippi State:** Second among Tide players with seven tackles against the Bulldogs ... had four solo stops and broke up a pass ... garnered defensive player of the week honors from Alabama coaches. **LSU:** Had four tackles (three tackles for loss) ... knocked down a likely pass completion ... assisted on a three-yard sack, as the Tide completed a comeback road win over the No. 5 Tigers, 21-17. **Texas A&M:** Registered a career-high 14 tackles, with nine solo stops ... notched his fourth sack of the season and fifth tackle for loss ... named an Alabama defensive player of the week. **Western Carolina:** For the ninth time in 2012, selected as a defensive player of the week by the Alabama coaching staff ... led the team with six total tackles, including four solo stops and one tackle for loss (two yards) ... started but was removed along with most of the starters midway through the second quarter. **Auburn:** Made three tackles, with one solo stop, against the Tigers ... left the game (along with the other starters), after one series in the third quarter of the 49-0 Iron Bowl win. **Georgia:** Second on the team with seven tackles, including five solo stops ... registered one tackle for loss (-4 yards) and one quarterback hurry to help win the SEC Championship Game.

Mosley's Career Statistics

		Tackles					Fumbles				
Year	G-S	TT	UT	AT	TFL	QBH	Sacks	FF	FR	PBU	INT
2010	13-3	67	30	37	1.5-4	2	0.5-3	0	0-0	10	2-76
2011	11-6	37	17	20	4.5-20	0	2-15	0	0-0	2	1-1
2012	13-10	99	61	38	7-46	3	4-34	1	1-0	2	2-16
Total	37-19	203	108	95	13-70	5	6.5-52	1	1-0	14	5-93

Mosley's Career Highs

Tackles ..... 14 vs. Texas A&M, 2012
Yards Lost ..... 10 vs. Western Kentucky, 2012
Passes Broken Up..... 3 vs. San Jose State, 2010
Interceptions..... 1 five times; most recent at Tennessee, 2012
Interception Yards.....41 vs. Georgia State, 2010
Touchdowns.... 1 vs. Florida & Georgia St., ('10 & Michigan ('12)

SNAPSHOTS ...

Junior C.J. Mosley led the Crimson Tide with 99 tackles in 2012.

Kevin NORWOOD

Wide Receiver

6-2 • 195 • Jr. • 2L

D'Iberville, Miss.

D'Iberville

83

2012 (Junior):

Has stepped up as one of Alabama's go-to receivers whileplaying in 12 games, with 10 starts ... second on the team with 26 receptions for 395 yards and four touchdowns ... averaging 15.2 yards per catch and 32.9 yards per game ... 21 of his 26 receptions have converted first downs (80.8 percent) ... has nine "explosive" receptions (15-plus yards) ... earned offensive player of the week honors following the Western Kentucky and LSU games. **Michigan:** Caught three passes for 53 yards, including a grab of 28 ... all three receptions went for first downs. **Western Kentucky:** Caught a career-best two touchdowns on throws of 33 and 12 yards ... finished with three grabs for a career-best 92 yards ... all three catches went for first downs. **Arkansas:** Caught in one pass for 14 yards. **Florida Atlantic:** Saw limited playing time due to a slight injury. **Mississippi:** Caught two passes for 20 yards with a long reception of 17. **Missouri:** Made three receptions for 25 yards, including a long catch of 15. **Tennessee:** Caught two passes for 43 yards with a long of 35 yards ... both passes converted first downs for the Tide. **Mississippi State:** Made one reception for a 14-yard first down, on a perfect deep-out route. **LSU:** Picked up where he left off a season ago against the rival Tigers, catching a team-best and career-high five passes for 62 yards (long of 18) ... caught three straight passes — 18, 15 and 11 yards — on the winning drive, all for first downs ... four of his receptions converted first downs and three went for 15 yards or more. **Texas A&M:** Caught one pass for a seven-yards first down, before being slowed by an injury. **Western Carolina:** Missed the game for precautionary reasons. **Auburn:** Equaled his career high with five receptions and two touchdowns (65 receiving yards) ... his touchdown catches were seven and 38 yards ... had four catches that converted first downs and two explosive catches of at least 15 yards. **Georgia:** Started his 10th game of the year but did not have a catch in the SEC title game.

Norwood's Career Statistics

Receiving						
Year	G-S	Rec.	Yards	Avg.	TD	LP
2010	12-0	3	56	18.7	1	36
2011	11-0	11	190	17.3	0	38
2012	12-10	26	395	15.2	4	47
Total	35-10	40	641	16.0	5	47

Norwood's Career Highs

Receptions ..... 5 at LSU and vs. Auburn, 2012
Yards ..... 92 vs. Western Kentucky, 2012
Touchdowns..... 2 vs. Western Kentucky & Auburn, 2012
Long Play ..... 47 vs. Western Kentucky, 2012

Jeoffrey PAGAN

8

Defensive Lineman

6-4 • 285 • So. • 1L

Asheville, N.C.

Asheville

2012 (Sophomore):

Has come off the bench in all 13 games along the defensive line ... has totaled 22 tackles (nine solo), including four for a loss (17 yards), 1.5 sacks (six yards), a forced fumble and two quarterback hurries. **Michigan:** Registered four tackles, including two solo stops and one for a loss of a yard in the season-opening win against No. 8 Michigan. **Western Kentucky:** Assisted on one tackle in win against the Hilltoppers. **Arkansas:** Totaled two tackles and forced one of five fumbles in the shutout win. **Florida Atlantic:** Made two assisted tackles, with half of a sack (4 yards). **Mississippi:** Totaled three tackles, including a solo stop, in win against the Rebels. **Missouri:** Made two tackles, including one for a loss of eight yards, in the win against the Tigers. **Tennessee:** Recorded his first career quarterback hurry in the win against the Vols. **LSU:** Assisted on two tackles in win against the Tigers. **Western Carolina:** Garnered extensive playing time with the first and second teams in the Tide's 49-0 victory ... made three tackles, with two solo stops. **Auburn:** Named one of the defensive players of the week by the Alabama coaching staff ... registered three tackles, including a sack for two yards in the Iron Bowl shutout win. **Georgia:** Credited with a quarterback hurry in the SEC title-clinching win.

Pagan's Career Statistics

		Tackles					Fumbles				
Year	G-S	TT	UT	AT	TFL	QBH	Sacks	FF	FR	PBU	Int
2011	6-0	4	0	4	0-0	0	0-0	0	0-0	0	0-0
2012	13-0	22	9	13	4.0-17	2	1.5-6	1	0-0	0	0-0
Total	19-0	26	9	17	4.0-17	2	1.5-6	1	0-0	0	0-0

Pagan's Career Highs

Tackles ..... 4 vs. Michigan, 2012
Tackles for Loss ..... 1 vs. Michigan & Auburn, 2012
Sacks .....1 vs. Auburn, 2012

Tana PATRICK

11

Linebacker

6-3 • 236 • Jr. • 2L

Bridgeport, Ala.

North Jackson

2012 (Junior):

Has appeared in 12 games, with his 16 total tackles, including five on special teams. **Florida Atlantic:** Matched career high with four tackles in win against the Owls. **Missouri:** Had two tackles (one solo) against the Tigers. **LSU:** Made one solo tackle in Baton Rouge. **Texas A&M:** Totaled two tackles (one on special teams) against the Aggies. **Western Carolina:** Had two solo tackles in shutout win. **Auburn:** Assisted on four tackles in Iron Bowl shutout.

Patrick's Career Statistics

		Tackles					Fumbles				
Year	G-S	TT	UT	AT	TFL	QBH	Sacks	FF	FR	PBU	INT
2010	4-0	4	3	1	0-0	0	0-0	0	0-0	0	0-0
2011	10-0	7	2	5	0-0	0	0-0	0	0-0	0	0-0
2012	12-0	16	6	10	0-0	0	0-0	0	0-0	0	0-0
TOTAL	26-0	27	11	16	0-0	0	0-0	0	0-0	0	0-0

Patrick's Career Highs

Tackles.....4 vs. Kent St. ('11), vs. Florida Atlantic & Auburn ('12)

Nick PERRY

27

Defensive Back

6-1 • 208 • Jr. • 2L

Pratville, Ala.

Pratville

2012 (Junior):

Has played in all 13 games, starting four ... has registered 37 tackles, with 17 solo stops, plus a fumble recovery, two pass break ups and a sac . **Michigan:** Came off the bench to record three tackles (two solo). **Western Kentucky:** Earned his first career start, with two solo tackles. **Arkansas:** Assisted on three tackles and recovered a fumble while also breaking up a pass in shutout win. **Florida Atlantic:** Assisted on two tackles (one for loss). **Mississippi:** His two tackles included first career sack, in win over Rebels. **Missouri:** Broke up a pass and assisted on a tackle against the Tigers. **Tennessee:** Assisted on two tackles start against the Vols. **Mississippi State:** Totaled five tackles, including four solo stops. **LSU:** Started for third time and made career-high 10 tackles, including four solo stops, in key win at Baton Rouge. **Western Carolina:** Had five tackles, including four solo stops. **Auburn:** Assisted on two tackles in Iron Bowl starting role.

Perry's Career Statistics

		Tackles					Fumbles				
Year	G-S	TT	UT	AT	TFL	QBH	Sacks	FF	FR	PBU	INT
2010	4-0	1	1	0	0-0	0	0-0	0	0-0	0	0-0
2011	9-0	2	1	1	0-0	0	0-0	0	0-0	0	0-0
2012	13-4	37	17	20	1.5-7	0	1-7	0	1-0	2	0-0
Total	26-4	40	19	21	1.5-7	0	1-7	0	1-0	2	0-0

Perry's Career Highs

Tackles: 10 at LSU, 2012
Sacks: 1 vs. Mississippi, 2012

D.J. PETTWAY

57

Defensive Lineman

6-2 • 285 • Fr. • RS

Pensacola, Fla.

Pensacola Catholic

2012 (Redshirt Freshman):

Has played in 12 games, with seven tackles, including three tackles for a loss of 14 yards ... also has registered 1.5 sacks for a loss of nine yards. **Michigan:** Came off the bench to assist on a sack. **Western Kentucky:** Recorded two tackles, including one for a loss of four yards. **Arkansas:** Came off the bench to record a four-yard sack. **Florida Atlantic:** Assisted on one tackle for loss. **Mississippi State:** Assisted on one tackle and was credited with a quarterback hurry in the win against the Bulldogs. **LSU:** Assisted on one tackle in the key vicotory against the Tigers.

Reggie RAGLAND

18

Linebacker

6-2 • 247 • Fr. • HS

Madison, Ala.

Bob Jones

2012 (Freshman):

Has played in 10 games, primarily on special teams ... his eight tackles include five solo stops ... also jas forced a fumble. **Michigan:** Recorded a solo tackle on special teams. **Tennessee:** Assisted on three tackles in the win against the Volunteers. **Mississippi State:** Totaled two solo tackles in the victory over the Bulldogs. **Western Carolina:** Registered a solo tackle in the shutout win. **Auburn:** Was named one of the special teams players of the week by the Alabama coaching staff ... forced a fumble and had a solo tackle in the Iron Bowl shutout win.

Jeremy SHELLEY

Placekicker

5-10 • 165 • Sr. • 2L

Raleigh, N.C.

Broughton

5

2012 (Senior):

Once again is sharing the field goal duties (with Cade Foster) while handling most of the point-after attempts ... only kicker in the country to make all his field goals (11) and extra points (63) in 2012 ... his 63 extra points are an Alabama season record while his 166 career point afters is the Crimson Tide career record ... lead team with 96 points while ranking sixth in career points (298) ... was a semifinalist for the Low Groza Award, presented annually to the nation's top placekicker ... his 44 career field goals the fifth in the Alabama record book. **Michigan:** Made a 22-yarder and was 5-for-5 on point-after attempts. **Western Kentucky:** Made all five of his extra point. **Arkansas:** Equaled a career high by converting all seven of his point-after attempts. **Florida Atlantic:** Was perfect on both field-goal attempts, including a long of 30 yards ... nailed all four of his extra points. **Mississippi:** Named one of the special teams players of the week by the Alabama coaching staff ... was a 4-for-4 on field goals, connecting on a season-long 38-yarder ... also was perfect on his three extra-point tries. **Missouri:** Named one of the specialists of the week by the Alabama coaching staff, after making all six extra-point attempts. **Tennessee:** Hit on his lone attempt of the game, from 34 yards ... was 5-for-5 on point-after attempts. **Mississippi State:** Connected on his lone field-goal try on the night (34 yards) and made all five extra points. **LSU:** Converted all three point-after attempts in the pivotal win at Baton Rouge. **Texas A&M:** Connected on a 28-yard field goal and made all three of his extra-point kicks. **Western Carolina:** Hit on all seven of his extra-point attempts, surpassing the Albama single-season record. **Auburn:** Was 7-for-7 on extra-point attempts in the Iron Bowl blowout win. **Georgia:** Made all three of his extra-point attempts and connected on a 22-yard field goal in the SEC Championship game.

Shelley's Career Statistics

		Extra Points		Field Goals			
Year	G-S	XP-A	Pct.	FG-A	Pct.	Long	Points
2009	1-0	1-1	100.0	0-1	0.0	0	1
2010	13-13	50-51	97.7	12-16	75.0	42	86
2011	13-13	52-54	96.3	21-27	77.8	44	115
2012	13-13	63-63	100.0	11-11	100.0	38	96
Total	40-40	166-169	98.2	44-55	80.0	44	298

Field Goal Breakdown

	1-19	20-29	30-39	40-49	50+
2009	0-0	0-0	0-0	0-1	0-0
2010	1-1	3-5	7-8	1-2	0-0
2011	1-1	9-9	9-11	2-6	0-0
2012	0-0	6-6	5-5	0-0	0-0
Total	2-2	18-20	21-24	3-9	0-0

Shelley's Career Highs

PAT Made ..... 7 (five times); most recent vs. Auburn, 2012
PAT Attempts 7 (four times); most recent vs. W. Carolina, 2012
Field Goals Made ..... 5 vs. LSU [BCS], 2011
Field Goal Attempts ..... 7 vs. LSU [BCS], 2011
Long Field Goal ..... 44 vs. LSU [BCS], 2011
Points ..... 15 vs. LSU [BCS], 2011

SNAPSHOTS ...

Senior Jeremy Shelley is the only kicker in college football to not miss a field goal attempt or an extra point during the 2012 season.

Austin SHEPHERD

Offensive Lineman

6-5 • 312 • Soph. • 1L

Buford, Ga.

North Gwinnett

79

2012 (Sophomore):

Has played in nine games while helped block for rushing attack that has totaled 200-plus yards in seven games (led by 362 at Missouri).

Marvin SHINN

Wide Receiver

6-3 • 198 • Fr. • RS

Prichard, Ala.

Vigor

80

2012 (Redshirt Freshman):

Has appeared in all 13 games, catching four passes for 28 yards. **Arkansas:** Caught 7-yard pass in win. **LSU:** Had one reception in Baton Rouge. **Texas A&M:** Caught one pass for eight yards. **Western Carolina:** Made one catch for 13 yards.

Blake SIMS

Quarterback

6-0 • 212 • So. • 1L

Gainesville, Ga.

Gainesville

6

2012 (Sophomore):

Has played in nine games, mostly as backup quarterback ... has run the ball 30 times for 187 yards and two touchdowns ... is 5-for-10 passing for 77 yards. **Arkansas:** Rushed twice for 25 yards and scored first career touchdown ... completed 9-yard pass. **Florida Atlantic:** Rushed six times for two yards and completed a pass for 35. **Missouri:** Rushed for 36 yards on one carry. **Tennessee:** Ran four times for 10 yards. **Mississippi State:** Rushed three times from the wildcat for 19 yards. **Western Carolina:** Ran the ball eight times for 70 yards, with a 5-yard touchdown ... 2-for-6 passing for 27 yards. **Auburn:** Ran the ball six times for 25 yards.

Sims' Career Statistics

		Rushing					Receiving				
Year	G-S	Att	Yds	Avg.	TD	LP	No.	Yds	Avg.	TD	LP
2011	5-0	22	107	4.9	0	45	2	18	9.0	0	10
2012	9-0	30	187	6.8	2	36	0	0	0.0	0	0
Total	14-0	52	294	5.7	2	45	2	18	9.0	0	10

Sims' Career Highs

Rushes ..... 8 vs. Vanderbilt ('11) & Western Carolina ('12)
Rushing Yards ..... 74 at Mississippi, 2011
Long Run ..... 45 at Mississippi, 2011
Passing Yards ..... 35 vs. Florida Atlantic, 2012

Geno SMITH

Defensive Back

6-0 • 182 • Fr. • HS

Atlanta, Ga.

St. Pius X

24

2012 (Freshman):

Has played in 12 games and earned two starts as a true freshman, recording eight tackles with three solo stops ... also has broken up two passes. **Arkansas:** Recorded two solo tackles against the Razorbacks. **Florida Atlantic:** Assisted on two tackles in win over the Owls. **Tennessee:** Assisted on one tackle in the victory against the Vols. **Mississippi State:** Assisted on one tackle in the win against the Bulldogs. **Western Carolina:** Assisted on one tackle in the shutout win. **Auburn:** Assisted on a two-yard tackle for loss in the shutout win in the Iron Bowl shutout win. **Georgia:** Broke up a pass as starter in the SEC Championship Game.

Damion SQUARE

Defensive Lineman

6-3 • 286 • Sr. • 3L

Houston, Texas

Yates

92

2012 (Senior):

Veteran and vocal leader of the Alabama defensive line ... has started all 13 games in 2012 and 31 during his career ... plays multiple roles in the Tide's complex defensive scheme ... has 33 tackles with 11 solo stops, four tackles for loss (14 yards), 3.5 sacks (13 yards), one pass breakup and one fumble recovery ... leads the team with nine quarterback hurries. **Michigan:** Started and made one assisted tackle, as Alabama shut down the high-powered Wolverine offense, allowing only 269 yards. **Western Kentucky:** Helped limit Western Kentucky to 46 rushing yards and 224 total yards ... had two solo tackles in the 35-0 shutout. **Arkansas:** Assisted on three tackles, including half a sack ... helped hold the Razorbacks to 137 total yards in the shutout victory. **Florida Atlantic:** Recorded a career-high five tackles with one sack (four yards) ... part of the Tide's starting unit that allowed only 35 yards of offense to the Owls in three quarters of action. **Mississippi:** Made four assisted stops, as the Tide allowed only 80 yards on the ground and 218 overall ... shared a two-yard sack and registered two quarterback hurries. **Missouri:** Started and helped the Tide limit the Tigers to three yards rushing and 129 total yards. **Tennessee:** Made two solo tackles as Alabama held the Vols offense to more than 200 yards below its season total offense average ... batted down one pass at the line of scrimmage in the win. **Mississippi State:** Had a career-high three quarterback pressures in the Tide's 38-7 win, adding an assisted tackle. **LSU:** Sacked the Tigers quarterback on the final play of the game to secure the Tide's come-from-behind 21-17 win in Death Valley ... equaled his career high with five total tackles ... had a sack (six yards) and two solo stops. **Texas A&M:** Registered a career-best eight tackles, with three solo stops and half of a sack ... also notched his sixth quarterback hurry of the season. **Western Carolina:** Started but only played in the first half of the 49-0 win, the Tide's third shutout of the season ... recorded his seventh quarterback hurry of 2012. **Auburn:** Added his eighth quarterback hurry of the season ... had two tackles, assisting on a tackle for loss in the 49-0 Iron Bowl shutout. **Georgia:** Added his ninth quarterback hurry of the season, as the Tide won the SEC Championship Game, 32-28.

Square's Career Statistics

		Tackles					Fumbles				
Year	G-S	TT	UT	AT	TFL	QBH	Sacks	FF	FR	PBU	INT
2009	2-0	1	0	1	0.5-1	1	0-0	0	0-0	0	0-0
2010	13-6	27	20	7	7-27	1	3-16	0	0-0	0	0-0
2011	12-12	30	12	18	7-15	3	1-5	0	0-0	1	0-0
2012	13-13	33	11	22	4-14	9	3.5-13	0	1-0	1	0-0
Total	40-31	91	43	44	18.5-57	14	7.5-34	0	1-0	2	0-0

Square's Career Highs

Tackles	8 vs. Texas A&M, 2012
Tackles For Loss	2 vs. Mississippi State, 2010
Tackles For Loss Yardage	15 vs. Mississippi State, 2010
Quarterback Sacks	2 vs. Mississippi State, 2010
Quarterback Pressures	3 vs. Mississippi State, 2012

SNAPSHOTS ...

Senior Damion Square has started all 13 games in 2012 and has logged 31 starts over the course of his career.

Anthony STEEN

Offensive Lineman (RG)

6-3 • 303 • Jr. • 2L

Lambert, Miss.

Lee Academy

61

2012 (Junior):

Has played in 38 career games and earned 24 starts along the offensive line, starting all 13 games at right guard in 2012 ... named Alabama offensive player of the week after Western Carolina game. **Michigan:** Helped open holes for 232 yards on the ground and 431 of total offense ... T.J. Yeldon became first Alabama freshman to rush for over 100 yards (111 yards) in his debut game. **Western Kentucky:** Blocked as part of 328 yards of total offense in 35-0 shutout ... helped provide time for AJ McCarron to throw for four touchdowns. **Arkansas:** Helped block for 438 yards of total offense (225 rushing) ... part of an offensive line that did not allow a sack. **Florida Atlantic:** The Tide turned in another impressive show of balance in 40-7 win over the Owls, rushing for 256 yards and passing for 247 ... blocked for Eddie Lacy's 106-yard game, on only 15 first-half carries. **Mississippi:** Helped block for 305 yards of total offense while providing the time for McCarron to complete 73 percent of his passes and two scores. **Missouri:** Helped ffense break out for 533 total yards of offense, including 362 yards on the ground ... provided holes that aided two 100-yards rushers, on career-highs from Lacy (177) and Yeldon (144). **Tennessee:** Helped provide the holes and the time for the Alabama to amass 539 yards of total offense ... also port of line that protected McCarron on day where he passed for 306 yards and four touchdowns ... opened holes that helped Yeldon to rush for 129 yards and two scores. **Mississippi State:** Blocked as part of 414 yards of total offense (179 net yards on the ground) ... helped open holes for Yeldon, who averaged 8.4 yards per carry and scored his seventh touchdown. **LSU:** Graded out at 90 percent against one of the nation's top defenses and did not surrender a sack ... helped keep a bruised McCarron upright in a 21-17 come-from-behind victory at No. 5 LSU ... provided plenty of time to pass on the winning drive that covered 72 yards (all in the air) in only 43 seconds, capped by 28-yard touchdown pass to Yeldon ... helped block for 165 rushing yards, with Lacy averaging 7.5 per rush (TD) and Yeldon 6.9 yards **Texas A&M:** Provided time for McCarron to throw for 309 yards and a touchdown ... opened holes to help Lacy to rush for 92 yards on 16 carries (5.8 yards per rush), as the Tide rolled up 431 yards of total offense. **Western Carolina:** It was a short but successful day for the starting offensive linemen, exiting the game late in the second quarter with a 35-0 lead ... helped block on four rushing touchdowns (three by Lacy) and 300 rushing yards ... did not allow a sack. **Auburn:** Did not allow a sack as the Tide rolled up 483 yards of total offense and scored 49 points ... played only one series in the third quarter ... helped block for Lacy's 131-yard, two-touchdown performance. **Georgia:** Opened holes for an SEC Championship Game record 350 rushing yards ... helped both Lacy (181 yards) and Yeldon (153) rush for career highs.

Ed STINSON

49

Defensive Lineman

6-4 • 282 • Jr. • 2L

Homestead, Fla.

South Dade

2012 (Junior):

Has started all 13 games at defensive end ... has registered a career-best 29 tackles, including 19 solo stops and 8.5 tackles for a loss (23 yards) ... has recorded three sacks and five quarterback hurries to help bolster the nation's No. 1 defense. **Michigan:** Totaled three tackles, including one for a loss of two yards against the No. 8-ranked Wolverines. **Western Kentucky:** Registered three solo tackles, including two for a loss of eight yards and a sack for a loss of six. **Arkansas:** Had four tackles, including three solo stops ... also had a tackle for a loss in the shutout victory. **Florida Atlantic:** Made his fifth tackle for loss of the season ... finished with two solo tackles and was part of the Tide's starting unit allowed only 35 yards of offense by the Owls in three quarters of action. **Mississippi:** Registered his second sack of the season and his sixth tackle for loss, as the Tide allowed only 80 rushing yards. **Missouri:** Recorded a sack for the second straight game while making three total tackles ... helped limit the Tigers to three rushing yards and 129 total yards. **Tennessee:** Had one assisted tackle during 44-13 victory in Knoxville, as the Tide limited the Vols to 79 yards rushing. **Mississippi State:** Registered two tackles, with a solo stop ... also assisted on a tackle for loss. **LSU:** Started and made two assisted tackles in key win against the Tigers. **Texas A&M:** Made three total tackles, with two solo stops. **Western Carolina:** Recorded two solo tackles, one for loss ... notched his third quarterback hurry of the season as Alabama posted its third shutout of the season. **Auburn:** Made one solo tackle and added a quarterback hurry in the 49-0 win over the Tigers. **Georgia:** Registered two solo tackles and his fifth quarterback hurry of the season in the 32-28 win over the Bullodgs to win the SEC Championship Game.

Stinson's Career Statistics

		Tackles					Fumbles				
Year	G-S	TT	UT	AT	TFL	QBH	Sacks	FF	FR	PBU	INT
2010	9-2	14	8	6	0-0	2	0-0	0	0-0	0	0-0
2011	13-0	17	9	8	5-12	0	1-3	1	1-0	1	0-0
2012	13-13	29	19	10	8.5-23	5	3-15	0	0-0	0	0-0
Total	35-15	60	36	24	13.5-35	7	4-18	1	1-0	1	0-0

Stinson's Career Highs

Tackles ..... 9 vs. Penn State, 2010
Quarterback Hurries ..... 2 vs. Penn State, 2010
Tackles For Loss ..... 3 at Florida, 2011
Sacks ..... 1 (four times); most recent at Missouri, 2012



Vinnie SUNSERI

3

Defensive Back

6-0 • 215 • So. • 1L

Tuscaloosa, Ala.

Northridge

2012 (Sophomore):

Local product who has played in all 13 games and earned six starts ... Crimson Tide's starting "dime" defensive back, during six-DB formations ... fourth on the team with 52 tackles ... has 34 solo stops and six tackles for a loss (21 yards) ... has 1.5 sacks (11 yards) with two fumble recoveries (seven yards), three pass breakups and two interceptions (13 yards) ... his nine special teams tackles include six on kickoff coverage and three on punts. **Michigan:** Started the season opener against the No. 8 Wolverines ... broke up a pass and totaled four tackles, including three solo stops and one for a loss of two yards. **Western Kentucky:** His four tackles included three solo stops ... recovered a fumble, with a return of seven yards. **Arkansas:** Recorded three tackles, including an assist on a tackle for loss ... picked off a pass and returned it 13 yards ... helped hold the Razorbacks to 137 total yards and 79 passing. **Florida Atlantic:** Registered two tackles, one solo, against the Owls in his third start of the season ... part of the Tide's starting unit that allowed only 35 yards of offense by the Owls in three quarters of action ... earned special teams player of the week honors from the Alabama coaching staff. **Mississippi:** Made six tackles, with five solo stops ... had half of a sack (three yards) and broke up a pass. **Missouri:** Recorded his second interception of the season, in Columbia ... made three tackles, with two solo stops ... broke up a pass and helped limit Tigers to three yards rushing and 129 total yards. **Tennessee:** Second on the team with six tackles ... made three solo stops and had one tackle for loss (five yards). **Mississippi State:** Led the Crimson Tide with eight tackles in 38-7 win over the previously undefeated Bulldogs ... the eight tackles marked a career high ... made seven solo stops and recovered a fumble, as part of the kickoff coverage unit. **LSU:** Made four tackles, with two stops coming on kickoff coverages. **Texas A&M:** Did not start but came off the bench to made seven tackles ... had five solo stops and a tackle for loss. **Western Carolina:** Registered three tackles, two behind the line of scrimmage (nine yards) and one a sack (eight yards). **Auburn:** Came off the bench in six-DB situations for the Crimson Tide ... had one special teams tackle, on the kickoff coverage team. **Georgia:** Recorded one solo stop in SEC Championship Game.

Sunseri's Career Statistics

		Tackles					Fumbles				
Year	G-S	TT	UT	AT	TFL	QBH	Sacks	FF	FR	PBU	INT
2011	13-0	31	18	13	0-0	1	0-0	1	1-0	2	0-0
2012	13-6	52	34	18	6-21	0	1.5-11	0	2-7	3	2-13
Total	26-6	83	52	31	6-21	1	1.5-11	1	3-7	5	2-13

Sunseri's Career Highs

Tackles ..... 8 vs. Mississippi State, 2012
Tackles for Loss ..... 2.0 vs. Western Carolina, 2012
Tackles for Loss Yardage ..... 9 vs. Western Carolina, 2012
Sacks ..... 1 vs. Western Carolina, 2012
Sack Yardage ..... 8 vs. Western Carolina, 2012
Forced Fumble ..... 1 vs. Florida, 2011
Interceptions ..... 1 at Arkansas & at Missouri, 2012



Bradley SYLVE

16

Defensive Back

5-11 • 178 • Fr. • RS

Port Sulphur, La.

South Palquemines

2012 (Redshirt Freshman):

Has seen time in 11 games, breaking up two passes and totaling six tackles with four solo stops.



Carson TINKER

51

Long Snapper

6-1 • 220 • Sr. • 2L

Murfreesboro, Tenn.

Riverdale

2012 (Senior):

Returned as the Crimson Tide long snapper, now having played in 38 career games ... has played in all 13 games during 2002 season and has been successful on 133-of-135 snapping attempts.

Brian VOGLER

84

Tight End

6-7 • 258 • So. • 1L

Columbus, Ga.

Brookstone

2012 (Sophomore):

Has appeared in 13 games as the backup tight end, catching two passes for 21 yards ... earned starts against Mississippi and Western Carolina ... made one reception for five yards vs. Mississippi and one for a career-best 16 yards against Florida Atlantic.

Vogler's Career Statistics

Receiving						
Year	G-S	Rec.	Yards	Avg.	TD	LP
2011	9-0	1	6	6.0	0	6
2012	12-0	2	21	10.5	0	16
Total	22-0	3	27	9.0	0	16

Chance WARMACK

65

Offensive Lineman (LG)

6-3 • 320 • Sr. • 3L

Atlanta, Ga.

Westlake

- **Unanimous first team All-American**
- **First team All-SEC**
- **Has a team-best 37 pancake blocks**
- **Has made only two penalties in 732 snaps this year**
- **39 career starts at left guard**

2012 (Senior):

One of the senior leaders on the Crimson Tide offensive line ... unanimous first team All-American and first team All-SEC selection ... first-team All-America selection by the AFCA, FWAA, Walter Camp, *AP*, *Sporting News* and *Sports Illustrated*) ... a veteran of 39 career starts, all at left guard ... was on the watch list for the Outland Trophy (top interior lineman) and a quarterfinalist for the Lombardi Award (top lineman or linebacker) ... has missed only seven assignments in 728 snaps this season (99.0 percent) while allowed only 3.5 sacks in 287 pass attempts ... leads the team with 37 pancake blocks ... graded out at 90 percent or better in seven games, with a season average of 89.4 ... two-time SEC offensive lineman of the week (Arkansas & Mississippi State) and three-time Alabama offensive player of the week ... has blocked for eight 100-yard rushing performances this season and 23 in his career ... helped open holes for 224.6 yards of rushing offense per game this season (20th nationally) while blocking as part of for 439.1 yards per game of total offense. **Michigan:** Opened holes to help amass 232 yards on the ground and 431 of total offense ... T.J. Yeldon became the first Alabama freshman to rush for over 100 yards (111 yards) in his debut game. **Western Kentucky:** Blocked for 328 yards of total offense, in 35-0 shutout. **Arkansas:** Named the SEC offensive lineman of the week, after helping provide the holes and time for 438 yards of total offense (225 rushing) ... graded out at 91 percent, with no missed assignments ... part of an offensive line that did not allow a sack. **Florida Atlantic:** The Crimson Tide turned in another impressive show of balance in the 40-7 win over the Owls, rushing for 256 yards and passing for 247 ... blocked for Eddie Lacy's 106-yard rushing day, on only 15 first-half carries. **Mississippi:** Helped block for 305 yards of total offense and provided the time for AJ McCarron to complete 73 percent of his passes and two scores. **Missouri:** Cleared a path as part pf Alabama rushing for a season-high 362 yards and six touchdowns (533 yards of total offense) ... both Lacy (177 yards; TDs) and Yeldon (144; 2 TDs) set career highs in rushing, in the 42-10 win. **Tennessee:** Led an offensive line that blocked for the Tide's second straight game of more than 500 yards ... helped open holes for 233 yards rushing, while protecting for 306 yards passing ... Yeldon went for his third 100-yard rushing game (129 yards), as Alabama running backs averaged 6.2 yards per carry. **Mississippi State:** SEC offensive lineman of the week for his performance against the Bulldogs ... graded out at 91 percent, with no missed assignments ... blocked as part of 414 yards of total offense, including 179 net yards on the ground ... helped open holes for Yeldon, who averaged 8.4 yards per carry and scored his seventh touchdown of the year. **LSU:** Member of line that kept a bruised McCarron upright in 21-17 come-from-behind victory at No. 5 LSU ... provided plenty of time to pass on the game-winning drive that covered 72 yards (all in the air) in only 43 seconds, capped by a 28-yard touchdown pass to Yeldon ... blocked for Lacy's 165-yards rushing day (TD; 7.5 yards per rush) while Yeldon averaged 6.9. **Texas A&M:** Provided time to help McCarron throw for 309 yards and a touchdown ... opened holes for Lacy's 92-yard game (16 carries; 5.8 yards per rush) ... had a team-best four pancake blocks ... posted a grade of 88 percent. **Western Carolina:** It was a short but successful day for the starting offensive linemen, exiting the game late in the second quarter with a 35-0 lead ... graded out at 95 percent with no missed assignments, penalties or sacks allowed ... helped block on four rushing touchdowns (three by Lacy) and 300 rushing yards. **Auburn:** Graded out at 94 percent in 49-0 Iron Bowl win ... did not allow a sack, as the Tide rolled up 483 yards of total offense and scored 49 points ... needed to play only one series in the third quarter ... had two pancake blocks ... blocked for Lacy's 131-yard, two-touchdown performance. **Georgia:** Opened holes for an SEC Championship Game record 350 rushing yards ... helped both Lacy (181 yards) and Yeldon (153) rush for career highs ... blocked for 512 yards of offense.

SNAPSHOTS ...

Senior Chance Warmack has helped clear the way for the Crimson Tide to rush for over 200 yards eight times in the 2012 season.

Jabriel WASHINGTON

23

Defensive Back

5-11 • 183 • Fr. • RS

Jackson, Tenn.

Trinity Christian

2012 (Redshirt Freshman):

Has come off the bench in seven games, earning time against Western Kentucky, Arkansas, Florida Atlantic, Missouri, Mississippi State, Western Carolina and Auburn. **Western Carolina:** Assisted on one tackle in the shutout win. **Auburn:** Assisted on a tackle in the Iron Bowl shutout .



Ranzell WATKINS

11

Defensive Back

5-9 • 172 • Jr. • SQ

Charlotte, N.C.

Independence

2012 (Junior):

Has appeared in three games, registering a solo tackle against Western Kentucky.

Jesse WILLIAMS

54

Defensive Lineman

6-4 • 320 • Sr. • 1L

Brisbane, Australia

Western Arizona CC

2012 (Senior):

Transitioned to nose guard to anchor 3-4 defensive scheme and the nation's No. 1 rush defense (79.8 ypg) ... also sees extensive action on the offensive side, as a fullback in goal-line sets ... second team All-SEC selection ... has started 12 games this season, missing Western Kentucky game due to injury ... has 36 tackles with 2.5 for loss (eight yards), one sack, two pass deflections, four quarterback hurries and a blocked field goal ... key cogs in rushing defense that also leads the nation in total defense at 246.0 yards per game and is second in scoring defense at 10.67 ppg ... regularly draws double teams ... has 22 tackles in the past four games after making 14 in his first seven. **Michigan:** Had one assisted tackle and helped limit Wolverines to 69 yards rushing ... left game in the second half due to injury. **Western Kentucky:** Was held out of the WKU game for precautionary reasons. **Arkansas:** Assisted on three tackles and plugged up the middle to help hold the Razorbacks to 137 total yards of offense in the shutout win ... also assisted on a tackle for loss. **Florida Atlantic:** Registered three assisted tackles against the Owls, in his third start of the season ... blocked a field goal in the first half ... part of the Tide's starting unit allowed only 35 yards of offense by the Owls in three quarters of action. **Mississippi:** Very active for the Crimson Tide, with a deflected pass, quarterback hurry and four tackles (one solo) ... helped limit the Rebels to 80 yards rushing and 218 total yards. **Missouri:** Had only one assisted tackle but clogged up the middle of the line for Alabama, which surrendered only three yards rushing for the game ... also applied pressure to the quarterback, with one official hurry. **Tennessee:** Recorded two tackles with one solo stop, as the Tide held the Vols to 79 yards rushing and 200 yards below their season average for total offense ... also had a quarterback hurry for the third straight game. **Mississippi State:** Batted down one pass and made one solo tackle while anchoring a run defense that surrendered only 47 yards on 21 attempts (2.2 ypc). **LSU:** Made a career-high seven tackles, with two solo stops ... helped limit the Tigers to 139 yards on the ground ... notched his first solo tackle for loss of the season. **Texas A&M:** Equaled his career-high in tackles for the second straight game, with seven ... recorded his first career sack (three yards). **Western Carolina:** Dominated the line of scrimmage, helping to limit the Catamounts to one first down while the first string was in the game ... made three assisted tackles. **Auburn:** Recorded one solo stop and one assist in 49-0 shutout of the Tigers ... added a quarterback hurry. **Georgia:** Made three total tackles, with two solo stops ... missed a few series with an injury but returned to help close out the 32-28 victory.

Williams' Career Statistics

		Tackles						Fumbles			
Year	G-S	TT	UT	AT	TFL	QBH	Sacks	FF	FR	PBU	INT
2011	13-13	24	10	14	4.0-10	3	0.5-1	0	0-0	1	0-0
2012	12-12	33	5	28	2.5-8	4	1-3	0	0-0	2	0-0
Total	25-25	57	15	42	6.5-18	7	1.5-4	0	0-0	3	0-0

Williams' Career Highs

Tackles ..... 7 at LSU & vs. Texas A&M, 2012
Tackles for Loss ..... 2.0 vs. Arkansas, 2011
Tackles for Loss Yardage ..... 7 vs. Arkansas, 2011
Quarterback Sacks ..... 1 vs. Texas A&M, 2012
Blocked Field Goal ..... 1 vs. Florida Atlantic, 2012

Kellen WILLIAMS

63

Offensive Lineman

6-3 • 303 • Jr. • 1L

Lawrenceville, Ga.

Brookwood

2012 (Junior):

Has played in 11 games, as a reserve lineman.

SNAPSHOTS ...

Senior Jesse Williams has helped lead the nation's No. 1-ranked rushing defense in 2012.

Michael WILLIAMS

Tight End

6-6 • 269 • Sr. • 3L

Reform, Ala.

Pickens County

89

2012 (Senior):

One of the Tide's most experienced players, with 40 career starts over four years ... fourth on the team with a career-high 21 receptions for 166 yards and a career-best three touchdowns during the 2012 season ... 12 of his 21 receptions have gone for first downs ... plays a big part of the Crimson Tide running game, as an edge blocker for team that is averaging 224.6 yards per game ... named one of the Alabama offensive players of the week following games vs. Tennessee, Mississippi State and Western Carolina. **Michigan:** Caught a two-yard touchdown in the Tide's 41-14 win over the No. 8 Wolverines ... helped block for 232 rushing yards. **Western Kentucky:** Started but did not have a catch in 35-0 win over the Hilltoppers. **Arkansas:** Caught two passes for 20 yards and helped block for 225 yards of rushing offense. **Florida Atlantic:** Caught a career-high four passes for 25 yards against the Owls ... also helped block for 256 yards in the rushing game. **Mississippi:** Started but did not catch a pass in the Tide's 33-14 win. **Missouri:** Hauled in his longest pass of the year for 17 yards and a first down. **Tennessee:** Caught his second touchdown of the year on a 1-yard grab from AJ McCarron ... had another five-yard reception to convert a first down. **Mississippi State:** Made a career-best five catches for 38 yards to earn offensive player-of-the-week honors ... snagged his career-best third touchdown of the 2012 season on a nine-yard pass from McCarron ... helped the Tide rush for 179 yards. **LSU:** Caught one pass for six yards ... helped block for 166 yards in the running game. **Texas A&M:** Started and caught one pass for a season-long 20 yards to convert a Crimson Tide first down. **Western Carolina:** Earned offensive player-of-the-week honors from the Alabama coaching staff ... was very effective in run blocking and caught one pass for a season-high 22 yards and a first down. **Auburn:** Caught one pass for five yards and a first down in the Iron Bowl. **Georgia:** Had two receptions for five yards while helping block for 350 rushing yards.

Williams' Career Statistics

	Receiving					
Year	G-S	No.	Yards	Avg.	TD	LP
2009	14-3	3	29	9.7	0	14
2010	13-11	8	100	12.5	1	32
2011	13-13	16	191	11.9	2	37
2012	13-13	21	166	7.5	3	22
Total	53-40	48	486	10.1	6	37

Williams' Career Highs

Receptions ..... 5 vs. Mississippi State, 2012
Yards ..... 39 vs. Mississippi, 2011
Long Play ..... 37 vs. Arkansas, 2011
Touchdowns ..... 1 (six times); most recent vs. Miss. St., 2012



SNAPSHOTS ...

Senior tight end Michael Williams has made 40 career starts, catching 48 passes.

Nick WILLIAMS

Wide Receiver

5-10 • 185 • Jr. • SQ

Fort Lauderdale, Fla.

St. Thomas Aquinas

18

2012 (Junior):

Has played in three games as a reserve receiver.



Danny WOODSON Jr.

Wide Receiver

6-1 • 195 • Fr. • RS

Mobile, Ala.

LeFlore

81

2012 (Redshirt Freshman):

Has appeared in six games, catching one pass for nine yards in the win at Arkansas.

T.J. YELDON

Running Back

6-2 • 216 • Fr. • HS

Daphne, Ala.

Daphne

4

2012 (Freshman):

Made his presence known immediately with 111 yards and a touchdown in his first game at Alabama ... named Freshman All-American by *Sporting News* ... SEC All-Freshman Team selection by the league coaches ... first Alabama true freshman to rush for 100-plus yards in his debut game ... has four 100-yard rushing games, despite coming off the bench all season ... averaging 6.5 yards per carry, best a,ong the SEC's top-15 rushers ... ranks ninth in the SEC in rushing at 76.9 yards per game ... has an even 1,000 yards and 11 touchdowns, on 154 carries ... also has caught 10 passes for 131 yards and a score ... averages 13.1 yards per reception and 6.9 yards per touch ... has 52 rushes and six receptions that have gone for a first down or a touchdown, plus five receptions of 15-plus yards and 25 rushes of 12-plus ... broke the Tide's freshman rushing record, surpassing Terry Grant's 891 yards in 2007 ... one touchdown shy of Mark Ingram's freshman record from 2008 (12) ... joined Eddie Lacy as the first pair of Tide running backs to rush for 1,000 yards in same season. **Michigan:** Rushed for 111 yards and a touchdown to become Alabam's first true freshman to go for at least 100 yards in his debut game ... also had one reception for 26 yards ... long rush was 40 yards, long reception 26. **Western Kentucky:** Carried the ball six times for 25 yards, adding four receptions for 47. **Arkansas:** Rushed 13 times for 55 yards, with a one-yard touchdown ... also caught a pass for 18 yards. **Florida Atlantic:** Averaged 6.3 yards per carry against (63 yards on 10 rushed) ... had one first down rush and a long carry of 15. **Mississippi:** Rushed 10 times for 38 yards (long of 10) ... caught one pass for three yards. **Missouri:** Carried a season-high 18 times for a season-best 144 yards ... accounted for seven first-down rushes ... scored two touchdowns on the ground ... long rush was 27 ... scored from 15 late in the second quarter, leaping from the five-yard line and getting the ball inside the pylon. **Tennessee:** Averaged 8.6 yards per game and recorded his second straight 100-yard rushing game, going for 129 yards and two touchdowns on only 15 carries ... had five rushes for first downs and three runs of 15-plus ... scored on runs of 43 yards and one yard. **Mississippi State:** Led the Tide with 84 yards on 10 carries (8.4 avg.) ... scored opening touchdown on elusive 11-yard run ... broke loose for game-high 30-yard run. **LSU:** His 28-yard touchdown on a screen pass with 0:51 remaining against in Death Valley was the difference in the Tide's 21-17, come-from-behind victory ... rushed 11 times for 76 yards ... converted four first downs on the ground and one in the air ... had three "explosive" rushes of 12-plus yards. **Texas A&M:** Managed only 29 yards on 10 carries ... scored from two yards for his eighth rushing score of the season ... caught two passes for nine yards. **Western Carolina:** Rushed for 55 yards on seven carries (7.9 avg.) ... long run was 15 yards ... scored his ninth touchdown from three yards out ... had two rushes for first downs. **Auburn:** Rushed for 38 yards on eight carries in his first Iron Bowl ... recorded his 10th touchdown of the season on a early two-yard run. **Georgia:** Rushed for season-high 153 yards on a season-best 25 rushes ... scored on 10-yard scamper ... had eight rushes that converted first downs and three rushes of 12-plus yards ... reached the 1,000-yard mark on his 25th rush of the game.

Yeldon's Season Statistics

		Rushing						Receiving				
Year	G-S	Att	Yds	Avg.	TD	LP	Rec	Yds	Avg.	TD	LP
2012	13-0	154	1,000	6.5	11	43	10	131	13.1	1	28

Yeldon's Season Highs

Rushes ..... 25 vs. Georgia, 2012
Rushing Yards ..... 153 vs. Georgia, 2012
Long Run ..... 43 at Tennessee, 2012
Touchdowns ..... 2 at Missouri & at Tennessee, 2012
Receptions ..... 4 vs. Western Kentucky, 2012
Reception Yards ..... 47 vs. Western Kentucky, 2012
Long Reception ..... 28 at LSU, 2012

87 Fr. • WR 6-0 • 175

Parker BARRINEAU

Northport, Ala.
(American Christian Academy)

31 So. • DB 6-1 • 185

Jerrod BIERBOWER

Dublin, Ohio
(Coffman)

22 Sr. • DB 5-11 • 195

Hunter BUSH

Wetumpka, Ala.
(Wetumpka)

26 So. • DB 5-11 • 170

Caleb CASTILLE

Birmingham, Ala.
(Briarwood Christian)

14 Sr. • DB 5-10 • 190

Levi COOK

Decatur, Ala.
(Decatur)

55 So. • LB 6-1 • 238

Josh DICKERSON

Evans, Ga.
(Lakeside)

19 Soph. • QB 6-0 • 180

Dustin ELLISON

Monroeville, Ala.
(Monroe Academy)

48 Sr. • LB 6-0 • 221

Rowdy HARRELL

Moundville, Ala.
(Hale County)

57 Sr. • OL 6-2 • 275

Aaron JOINER

Florence, Ala.
(Florence)

47 So. • TE 6-2 • 240

Corey McCARRON

Mobile, Ala.
(Spanish Fort)

12 So. • DB 5-11 • 185

Taylor MORTON

Centreville, Ala.
(Bibb County)

64 So. • DL 6-2 • 250

Michael NEWSOME

Cockeysville, Md.
(Boys' Latin)

46 So. • TE 6-1 • 230

Michael NYSEWANDER

Hoover, Ala.
(Hoover)

34 So. • LB 6-0 • 220

Tyler OWENS

Columbiana, Ala.
(Clay-Chalkville)

17 Jr. • DB 5-10 • 180

Parker PHILPOT

Alpharetta, Ga.
(Milton)

54 Jr. • OL 6-2 • 277

Russell RAINES

Satsuma, Ala.
(Satsuma)

13 Jr. • QB 6-1 • 190

Ty REED

Rocky Hill, Conn.
(Rocky Hill)

50 Jr. • SN 5-10 • 210

MK TAYLOR

Oxford, Ala.
(Oxford)

46 So. • P 5-10 • 175

Wilson WHORTON

Leeds, Ala.
(Briarwood Christian)

NICK SABAN

A MAN OF VISION WHO HAS A PROVEN RECORD OF CHAMPIONSHIP SUCCESS, UNIVERSITY OF ALABAMA HEAD COACH NICK SABAN HAS BROUGHT TO ALABAMA FOOTBALL A COMMITMENT TO BUILDING THE TOTAL PROGRAM.

In his sixth season in Tuscaloosa, Saban's uncompromising dedication to excellence in every phase of the program has resulted in the school's 13th and 14th national championships and the foundation has been set to yield long-term success for the Crimson Tide. A four-time National Coach of the Year, Saban has achieved resounding success as a head coach and has earned a reputation as an outstanding tactician, leader, organizer and motivator. Those qualities have sparked impressive turnarounds at every stop of his career. Saban's consistent approach and disciplined leadership are the reasons his teams are known for exhibiting grit, determination and resilience, often overcoming adversity to achieve victory.

Saban has compiled a 153-55-1 (.734) record as a college head coach and has gone 60-7 (.896) in the past five seasons in Tuscaloosa, which includes a 35-5 mark in regular-season conference play. In 2012, the Tide reached the 10-win milestone for the fifth consecutive season under Saban.

Alabama has remained at the forefront of the college football world in 2012 with an explosive offense and a retooled defense that has remained one of the most dominant units in the nation. The Crimson Tide won the program's 23rd SEC Championship (by far the most in league history) with a victory over Georgia that propelled Alabama into the 2013 Discover BCS National Championship Game. The Tide boasts a 12-1 record and a No. 2 national ranking headed into the game against top-ranked Notre Dame.

The Alabama defense leads the nation in rush defense (79.8 ypg) and total defense (246.0 ypg) while ranking second in scoring defense (10.69 ppg). The offense ranks 15th nationally in scoring offense at 38.5 points per game and 20th nationally in rushing at 224.6 yards per game. The Crimson Tide also set a school record with 500 points scored in 2012. In addition, Alabama extended a streak of consecutive weeks in the *AP* Top 25 to 80 weeks, the longest in school history

The Crimson Tide features four first-team All-Americans in 2012, including two along the offensive line in center Barrett Jones and left guard Chance Warmack. A pair of defensive standouts also earned All-America honors in cornerback Dee Milliner and linebacker C.J. Mosley. Jones captured the Rimington Trophy, which goes to the nation's best center, and the prestigious Campbell Award that is given to the student-athlete that best combines performances on the field, success in the classroom and service away from the field. The 2012 senior class has matched the school and SEC record for wins while garnering a 48-5 record since 2009.

The 2011 squad produced one of the most dominant defenses in the history of college football and captured Alabama's 14th national championship with a 21-0 victory over LSU in the BCS National Championship Game. The Tide defense led the nation in all major categories, becoming the second team since national statistics began being kept and the first since 1986 (Oklahoma) to accomplish this feat. Alabama allowed only 8.2 points per game, 183.6 total yards, 72.2 rushing yards, 111.5 passing yards and a 83.7 pass efficiency defense. Alabama finished with a 12-1 record.

Saban's 2011 senior class won a school-record 48 games over the span of four seasons (2008-11). That total equalled the SEC record for wins over a four-year period (Florida, 2006-09). Seven members of the 2011 Crimson Tide (including five on defense) were recognized as first-team All-Americans by major media outlets, while Barrett Jones took home Alabama's third Outland Trophy and Heisman Trophy finalist Trent Richardson received UA's first Doak Walker Award. The team also was recognized with the Disney Spirit Award, which was presented to snapper Carson Tinker, for the team's response to the community following the tornado that devastated Tuscaloosa on April 27, 2011. Jones also captured the ARA Sportsmanship Award and the Wuerffel Trophy. Saban's efforts also earned him the Bobby Bowden National Coach of the Year Award, the second such honor in the past three years. The Tide also had extensive success in the classroom with 38 SEC Academic Honor Roll selections (a league record) and produced an Academic All-American in Jones.

Despite a young roster that listed only eight scholarship seniors, the 2010 Alabama team finished with its third consecutive 10-win season following a dominant 49-7 win over Michigan State in the Capital One Bowl. Five players were named first team All-SEC by either the AP or the league coaches, while six more earned second team All-SEC honors. Most impressively, two players (quarterback Greg McElroy and Barrett Jones) were named first-team CoSIDA/ESPN Academic All-Americans, which marked two consecutive years in which Alabama boasted two of the three ESPN Academic All-Americans in the SEC. McElroy, the ESPN Academic All-American of the Year, was named a National Football Foundation National-Scholar-Athlete as a finalist for the Campbell Trophy.

The 2009 season at Alabama turned out to be one of the most memorable in program history as the Tide compiled a perfect 14-0 mark and won the 2009 BCS National Championship by defeating Texas by a score of 37-21 at the Rose Bowl in Pasadena, Calif. Alabama earned a spot in the title game with a resounding 32-13 win over defending national champion Florida in the SEC Championship Game as the Tide moved to No. 1 in both major polls. The SEC championship was the program's 22nd.

On December 12, 2009, more history was made for both Alabama and Saban when running back Mark Ingram became the first Heisman Trophy winner for both. Saban's 2009 squad also was prominent when it came to other honors, as Rolando McClain received the Butkus Award as the nation's top linebacker and six players earned first-team AP All-America status – a college football record.

After the perfect season concluded, Saban was presented with the first Bobby Bowden National Coach of the Year Award. In addition to the on-field success, the 2009 Tide active roster featured a nation's-best 13 players who already had graduated. That number increased to 22 players with degrees for the bowl game.

AMONG THE NATION'S BEST

Coach	Team	Record	Pct.
Bob Stoops	Oklahoma	148-36	.804
Gary Patterson	TCU	116-35	.768
Mark Richt	Georgia	117-40	.745
Nick Saban	**Alabama**	**153-55-1**	**.734**
Steve Spurrier	South Carolina	207-77-2	.727

Minimum 10 years at Division 1-A head coach; record at four-year school only; bowl games included



Saban's first UA team finished 7-6 in 2007, but the 2008 season saw a vastly improved Alabama squad take the field. Saban's influence had taken hold in Tuscaloosa and – behind a small and united senior class along with a talented group of newcomers – the Tide returned to national prominence. Alabama developed a reputation as the most physical football team in the country and methodically dominated the competition. Saban produced the largest win increase from year one to year two in school history, as the Tide went from a seven-win team in 2007 to 12 wins in 2008.

Alabama swept through the regular season schedule with a 12-0 record, moving to No. 1 in all of the polls and capturing the SEC Western Division Championship before falling late to Florida in a hard-fought SEC Championship Game. The team's efforts earned them a trip to the Allstate Sugar Bowl for the 13th time in school history. Saban was named the 2008 Home Depot Coach of the Year at the ESPN Awards Show in Orlando and won several other national coach-of-the-year honors including the FWAA/Eddie Robinson, *Associated Press*, *The Sporting News*, Walter Camp Football Foundation, and Liberty Mutual.

Lessons learned from the 2007 season – which was capped with a win over Colorado in the Independence Bowl – no doubt carried into spring and summer preparations for the 2008 run. The win also continued an impressive streak for Saban as he has never had a losing season as a college head coach. Of the six losses in 2007, none was by more than seven points. In addition to an improvement in the win-loss column from the year prior, the 2008 signing class was rated by many analysts as the best in the country.

Off the field, the focus on academics by Saban and his staff made an immediate impact as the 2007 team put together one of the finest academic fall semesters in school history. The freshman class set a solid foundation for their future at UA as they led the way with an impressive combined GPA of 3.10 in the fall.

Before arriving in Tuscaloosa, Saban's most recent college head coaching stint was a five-season run at LSU which produced a record of 48-16 (.750), one national championship (2003), two Southeastern Conference championships, three SEC West Division championships, and a 3-2 record in bowl games, including two Sugar Bowl victories and a Peach Bowl win. The Tigers constructed a 28-12 (.700) record against SEC opponents under Saban's guidance. He was named the 2003 National Coach of the Year by the *Associated Press* and earned both the Paul W. "Bear" Bryant National Coach of the Year Award and the Eddie Robinson Coach of the Year Award by the Football Writers Association of America. Saban was named SEC Coach of the Year twice (by *The Birmingham News* in 2001 and by the *Associated Press* in 2003) while at LSU.

Saban took over the Alabama program after serving two seasons at the helm of the Miami Dolphins. Saban's teams showed marked improvement over the unit he inherited. Taking over a team that finished 4-12 in 2004, Saban led the 2005 Dolphins to a 9-7 record, the third-biggest turnaround in the NFL that season and the second-highest

THE ROAD TO BAMA

Kent State, 1973-76
Syracuse, 1977
West Virginia, 1978-79
Ohio State, 1980-81
Navy, 1982
Michigan State, 1983-87
Houston Oilers, 1988-89
Toledo, 1990
Cleveland Browns, 1991-94
Michigan State, 1995-99
LSU, 2000-04
Miami Dolphins, 2005-06
Alabama, 2007-Present

victory turnaround for a Dolphins team in any non-strike season. Most impressively, the Dolphins finished 2005 on a six-game winning streak to end the year, the longest streak in the NFL that season.

Prior to his stint at Miami, Saban's impact on the LSU program transcended the success on the field. His commitment to building the total program, placing education first and instilling discipline with responsibility on and off the field transformed the Tigers into a force on the national stage. LSU produced 84 Academic all-SEC honorees in Saban's five seasons, including 25 members of the 2003 National Championship squad. LSU's graduation rate for football players improved dramatically under his watch and two players – offensive tackle Rodney Reed (2002 and 2003) and offensive lineman Rudy Niswanger (2004) – earned first-team Academic All-America honors. Linebacker Bradie James earned a postgraduate scholarship from the National Football Foundation (2003).

Saban also spearheaded a $15 million fundraising effort to fund a new academic center for student-athletes at LSU, and he and his players were active in community involvement in the Baton Rouge area, taking part in community service projects, visiting schools to mentor children, and taking time to visit local hospitals on a regular basis. More than 50 of Saban's LSU players earned their college degrees, in addition to 28 who were selected in the NFL draft (including seven in both 2004 and 2006).

Named head coach at LSU on Nov. 30, 1999, he led an immediate turnaround of a program that had suffered through seven losing seasons during the 1990s. His 48 victories over five seasons were the third-most among Division I-A head coaches during that time. Saban, Paul Dietzel and current LSU head coach Les Miles are the only coaches in the program's history to post multiple 10-win seasons. Saban, Dietzel and Bernie Moore are the only head coaches in Tiger history to win two SEC championships.

Saban's 2000 Tigers rebounded from two straight seasons to post an 8-4 record, capped by a 31-20 win over 15th-ranked Georgia Tech in the Peach Bowl. Home victories over Tennessee, Mississippi State and Alabama highlighted the season, along with a key road win at Mississippi.

The 2001 Tigers improved to 10-3 overall and won the program's first outright SEC title since 1986 with a 31-20 win over second-ranked Tennessee in the SEC Championship game. An impressive second half against the Volunteers was a trademark of Saban's coaching acumen, as the Tigers outscored the Vols 21-3 in the final half to erase a 17-10 deficit. LSU won the game despite the absence of starting quarterback Rohan Davey and running back LaBrandon Toefield.

Sparked by one of the most prolific offenses in the nation, a unit that averaged 451.5 yards per game, the Tigers capped the season with a 47-34 defeat of Big Ten champion Illinois in the Sugar Bowl, LSU's first victory in a New Year's Day bowl game since 1968.

Stifling defense was the trademark of the 2002 Tigers. LSU posted an 8-5 record and a second consecutive New Year's Day bowl appearance. The Tigers, who faced Texas in the Cotton Bowl, held opponents to under 275 yards per game through the season's first six games and scored a school-record 30 or more points in six straight games. LSU just missed winning a second consecutive SEC West title, as a last-minute comeback by Arkansas in the regular-season finale prevented LSU from another appearance in the SEC Championship Game. That LSU team overcame the mid-season loss of starting quarterback Matt Mauck, free safety Damien James and Toefield in successive weeks to make a run at an SEC Western Division title.

Saban's philosophy of "out of yourself and into the team" paid huge dividends in 2003. The Tigers produced a 13-1 record, won their second SEC championship and earned the school's second national championship with a squad that was among the nation's most dominant on both sides of the line of scrimmage. The LSU offense scored a school-record 475 points (33.9 per game) while holding 13 of 14 opponents to fewer than 20 points. LSU's defense ranked first nationally in points allowed per game (11.0) and total defense (252.0 yards per game). After a 7-1 start, LSU ended the season with six dominating victories by an average margin of 35-10. An impressive 34-13 victory over Georgia in the SEC title game paved LSU's way to an appearance in the Bowl Championship Series (BCS) Championship Game against top-ranked Oklahoma. The Tigers produced a dominant defensive effort against the Sooners in the Sugar Bowl, limiting the Sooners to 154 yards of total offense in a 21-14 victory.

His final LSU team in 2004 overcame the loss of 13 players from the 2003 squad who went on to NFL rosters, posting a 9-3 record while producing the SEC's best rushing offense (200.7 yards per game). The Tiger defense ranked third nationally during the regular season in total defense (249.9 yards per game) and passing defense (145.4 yards per game), allowing only 15.9 points per contest.

Over the last six games, the LSU defense allowed only 12 points in the second half on the way to a berth in the Capital One Bowl against Iowa – LSU's fourth consecutive January bowl berth. That marked a first for the Tiger program.

Saban served as head coach at Michigan State from 1995-99, his second stint at the East Lansing school as he also spent 1983-87 as the Spartans' defensive coordinator/secondary coach. After playing in only one bowl game in the previous four years, Michigan State made four postseason appearances in Saban's five years at the helm. Saban led MSU to a 34-24-1 (.585) record.

In 1999, Saban led his final Spartans team to a No. 7 national ranking, finishing in a tie for second place in the Big Ten. The Spartans defeated Notre Dame, Michigan, Ohio State and Penn State in the same year for the first time since 1965 and recorded six wins at home for the first time since the 1912 season. The Spartans' performance that year landed them a spot in the Citrus Bowl. The Spartans led the Big Ten in rushing defense (77.0 ypg) and total defense (299.0 ypg) while ranking fifth nationally in rushing defense and 11th in total defense. The MSU offense averaged 31.0 points per game.

Saban was the first coach in school history to put the Spartans in postseason bowl games in each of his first three seasons – as he led the Spartans to the Independence Bowl in 1995, the Sun Bowl in 1996 and the Aloha Bowl in 1997.

Before joining Michigan State, Saban spent four seasons (1991-94) as defensive coordinator with the Cleveland Browns under head coach Bill Belichick. The Browns went from allowing the most points (462) in the NFL prior to Saban's arrival to allowing the fewest points (204) in the league in 1994, the sixth-fewest points surrendered

"I THINK EVERYBODY SHOULD TAKE THE ATTITUDE THAT WE'RE WORKING TO BE A CHAMPION, THAT WE WANT TO BE A CHAMPION IN EVERYTHING THAT WE DO. EVERY CHOICE, EVERY DECISION, EVERYTHING THAT WE DO EVERY DAY, WE WANT TO BE A CHAMPION."

-- NICK SABAN

COACH SABAN

RECORD AS A COLLEGE HEAD COACH (153-55-1)

YEAR	SCHOOL	RECORD	POSTSEASON BOWL OR FINISH
1990	Toledo	9-2	Finished 1st in the Mid-American Conference
1995	Michigan State	6-5-1	Independence Bowl
1996	Michigan State	6-6	Sun Bowl
1997	Michigan State	7-5	Aloha Bowl
1998	Michigan State	6-6	-
1999	Michigan State	9-2	Invited to Citrus Bowl^
2000	LSU	8-4	Peach Bowl
2001	LSU	10-3	Sugar Bowl
2002	LSU	8-5	Cotton Bowl
2003	LSU	13-1	Sugar Bowl*
2004	LSU	9-3	Capital One Bowl
2007	Alabama	7-6 (2-6 after NCAA ruling)	Independence Bowl
2008	Alabama	12-2	Sugar Bowl
2009	Alabama	14-0	BCS National Championship*
2010	Alabama	10-3	Capital One Bowl
2011	Alabama	12-1	BCS National Championship*
2012	Alabama	12-1	SEC Champions

*Won a national championship
^Saban did not coach in the bowl game

SNAPSHOTS

The Saban family, from left to left: Kristen, Nick, Terry, Nicholas and his wife, Kelse'.

in NFL history at the time. In each of Saban's four years guiding the Browns defense, they never permitted an average of more than 19.2 points per game. He built a reputation as one of the finest defensive coaches in the league and also was heavily involved in the team's player personnel and scouting process.

Saban's first head coaching position came at the University of Toledo in 1990, as he guided the Rockets to a record of 9-2 that year, finishing as co-champions of the Mid-American Conference. The Rockets ranked among the NCAA leaders in both total defense (12th at 284.8 yards) and scoring defense (16th at 16.2 points), and missed posting an undefeated record by a mere five points.

Saban joined Toledo after serving as secondary coach with the Houston Oilers for two seasons under Jerry Glanville (1988-89), his first NFL coaching position. He quickly made an impact on the Oilers defense, as the team's secondary tied for fourth in the AFC in 1988 with 21 interceptions and then tied for second in the conference in 1989 with 22.

In his first stint at Michigan State, Saban served as secondary coach and defensive coordinator under George Perles from 1983-87. Saban played an integral part in helping the Spartans make three postseason bowl appearances, including a Big Ten championship in 1987 and a 20-17 victory over Southern California in the 1988 Rose Bowl. Michigan State led the nation in rushing defense in 1987, allowing only 61.2 yards per game, and ranked second in scoring defense, permitting only 12.4 points per game.

A native of Fairmont, W.Va., Saban is a 1973 graduate of Kent State University where he earned a bachelor's degree in business. He earned a master's degree in sports administration from Kent State in 1975. Born Oct. 31, 1951, Saban and his wife, the former Terry Constable, have two children, Nicholas and Kristen.

Saban co-authored *Tiger Turnaround* in 2001, a book documenting his first two years as head coach at LSU, and co-authored *How Good Do You Want to Be?* in 2005, a book that offers real-life principles for success at work and at home.

In addition to their work as fundraisers for LSU's Student-Athlete Academic Center, the Sabans supported several charitable and civic projects in Louisiana. The largest of those efforts was with the Children's Miracle Network, for which Terry and Nick raised more than $100,000 per year.

At Michigan State, the Sabans started the Nick's Kids Fund, which they have continued in Tuscaloosa, a vibrant example of their continuing concern for disadvantaged children. Since Nick and Terry arrived in Tuscaloosa, more than $2.5 million has been distributed to more than 150 charities through the Nick's Kids Fund. The Sabans also built 14 homes with Project Team Up and Habitat for Humanity following the April 27, 2011, tornado that stuck Tuscaloosa. In receiving the 2008 Liberty Mutual Coach of the Year Award, Saban was awarded a $50,000 gift at the A-Day Game. He designated the gift for Nick's Kids, as well as an additional $20,000 gift for the University of Alabama scholarship fund. In June of 2008, the Sabans announced a $1 million gift to benefit Alabama's first-generation scholarship program. The gift has a special meaning to the Sabans as both Nick and Terry were first-generation graduates.

The Sabans also have played a big role in tornado relief efforts in Tuscaloosa and the surrounding areas. Immediately following the devastating storm, Nick and Terry visited shelters, where they paid for and served meals to those in need. Through Nick's Kids, the Sabans have joined with Project Team Up in helping to rebuild homes lost in the tornado.

Coach Nick Saban during the Crimson Tide's 2011 National Championship celebration.

Coach Nick Saban and 2009 Heisman Trophy winner Mark Ingram.

Coach Nick Saban (above) after helping build 14 homes with Habitat for Humanity and Project Team Up. Terry Saban (upper right) helping to donate bikes at a Nick's Kids event. Saban (below) with members of the 2011 Kent State football team and some of his Alabama players as they work together to build a house in Tuscaloosa during the summer of 2011 .



"When we travel throughout the state we recognize names and faces who share the same goal - to make the University of Alabama the very best it can be in every regard - on the field, in the classroom and in the eyes of the nation one day at a time. Thank you to all of the supporters and the University of Alabama community. Roll Tide!"

– TERRY SABAN

Terry Saban plays a vital role in many community outreach programs. She personally collected money on the Quad before 2007's A-Day game for the Enterprise tornado relief fund. Prior to the 2008 A-Day game, Terry helped collect money for the university's libraries. In June of 2008, Nick and Terry pledged $1 million to the university's scholarship fund and earmarked it for first-generation college students. Terry also plays an important role in the planning of many of the events for causes including the Nick's Kids Fund. Her eagerness to give back and her tireless devotion to help others is what makes Terry Saban one of the most admired members of the Crimson Tide family.

Most recently, Terry has been involved with Project Team Up in assisting with the rebuilding process from the tornado.

OFFENSE

BURTON **BURNS**

MIKE **GROH**

DOUG **NUSSMEIER**

JEFF **STOUTLAND**

BOBBY **WILLIAMS**

COACH

DEFENSE

SCOTT **COCHRAN**

JEREMY **PRUITT**

CHRIS **RUMPH**

KIRBY **SMART**

LANCE **THOMPSON**

BURTON BURNS

ASSOCIATE HEAD COACH
RUNNING BACKS

THE ROAD TO BAMA

- SOUTHERN 1981-1985
- TULANE 1995-1998
- CLEMSON 1999-2006
- ALABAMA 2007-PRESENT

Burton Burns is in his sixth season with the Alabama Crimson Tide football program in 2012 as associate head coach and running backs coach. The New Orleans native is regarded as one of the best coaches in college football and was named the *Football Scoop* Running Backs Coach of the Year following the 2008 season.

Over 15 seasons as a college assistant coach, Burns has regularly produced versatile running backs that have been effective in every phase of the game. His players have proven to be equally effective as pass catchers, as well as in the running game. Few in college football can say they have coached a Heisman Trophy finalist, but Burns can claim a pair dating back to the 2009 season, including the 2009 recipient Mark Ingram and 2011 finalist Trent Richardson.

Burns turned in another masterful coaching job in 2012. As injuries hammered away at the Tide's depth at running back, junior Eddie Lacy and true freshman T.J. Yeldon stepped to the forefront and combined to rush for 2,182 yards and 27 touchdowns. UA ranks 20th nationally in rushing and second in the SEC with an average of 224.6 yards per game.

Under Burns, the 2011 Crimson Tide rushing offense ranked 16th in the nation, and first in the Southeastern Conference, collecting 214.5 yards per game. In addition to being a Heisman Trophy finalist, Richardson won the Doak Walker Award as the nation's top running back and was named the SEC Offensive Player of the Year, ranking fifth in the nation and first in the league with 129.2 yards on the ground per game. He collected 21 rushing touchdowns, setting the school record and tying him for second in SEC history. He equaled the school and SEC record with 24 total touchdowns. Lacy, finished the 2011 season ninth in the SEC with 56.2 rushing yards per game and seven total touchdowns.

In 2010, Alabama's ground game accumulated 2,378 yards to rank 29th in the country. Playing in only 11 games each, Ingram led the way with 875 yards and 13 scores followed by Richardson's 700 yards with six touchdowns. With two scores against Michigan State in the Capital One Bowl, Ingram set the Alabama career rushing touchdown record at 42. He finished his career fourth on the career rushing yardage list with 3,261 yards in three seasons. Both Ingram and Richardson were explosive in the passing game as well. Richardson was fourth on the 2011 team with 266 yards on 23 catches (4 TDs), while Ingram added 21 catches for 282 yards and a touchdown.

Under Burns' guidance in 2009, Ingram was awarded Alabama's first Heisman Trophy and earned unanimous All-America honors. Ingram set the school's single-season rushing record with 1,658 yards and 17 touchdowns while adding 32 receptions for 334 yards and three more scores. Richardson, a true freshman, was the team's second-leading rusher (642 yards, 6 TD) and was a Freshman All-SEC selection.

Roy Upchurch added valuable production in 2009, especially on third downs. Upchurch earned an invite to the prestigious Senior Bowl at the conclusion of the season. In the BCS National Championship Game against Texas, Ingram and Richardson both rushed for 100-plus yards to help lead Alabama to the school's 13th title.

Burns also developed one of the nation's strongest running games in 2008 as Alabama finished third in the SEC and 30th nationally with an average of 184.6 rushing yards per game. Glen Coffee, a first-team All-SEC selection and third-round draft pick of the San Francisco 49ers, led the way with 1,383 yards on the ground. That single-season total then tied for second in school history and was third in the conference. Ingram was eighth in the SEC in rushing (728 yards), captured Freshman All-SEC honors and set a Tide rookie record with 12 rushing touchdowns.

In his first year at Alabama (2007), Burns helped first-year tailback Terry Grant set school records for rushing yards (891) and touchdowns (8) by a freshman. Grant was a three-time SEC Freshman of the Week honoree and was named to the Freshman All-SEC Team as well as *The Sporting News* Freshman All-American team (honorable mention).

An assistant coach at Clemson University for eight seasons before coming to Alabama, Burns was a major factor in producing six of the top 10 offenses in Clemson history as running backs coach for the Tigers. Burns tutored star runners such as 2005 ACC Rookie of the Year James Davis, 2006 freshman record-setter C.J. Spiller, Reggie Merriweather, Travis Zachery and Duane Coleman at Clemson, plus former New York Jet Jerald Sowell at Tulane. In 2006, Davis led the Tigers with 1,187 rushing yards on 203 carries and scored 17 touchdowns, while Spiller had 938 rushing yards and 10 touchdowns. The Tigers averaged 5.7 yards per carry during the 2006 regular season.

Burns spent eight seasons with head coach Tommy Bowden at Clemson, after a four-year stint at Tulane that concluded with a 12-0 season in 1998.

Burns spent nine seasons as assistant head coach and offensive coordinator at Saint Augustine High School in New Orleans before joining Bowden's staff at Tulane. Burns helped lead Saint Augustine to district titles in 1987, 1992 and 1993, his second stint at the school. His first experience as a coach also was at Saint Augustine, where he served as an assistant from 1977-79 and helped the school win three other district championships on the way to consecutive state titles in 1978-79. Burns also coached at New Orleans' Booker T. Washington High School in 1980 before a five-year stint as an assistant coach at Southern University in Baton Rouge from 1981-85.

As a player, Burns played fullback (1971-75) at the University of Nebraska under head coach Tom Osborne. A member of three Cornhusker teams that won at least nine games, Burns participated in the Orange Bowl, Cotton Bowl and Sugar Bowl. He earned a bachelor's degree in education from Nebraska in 1976. Burns is married to the former Connie Winder. The couple has three daughters, Amber, Christy and Erin, and a son, Damon.

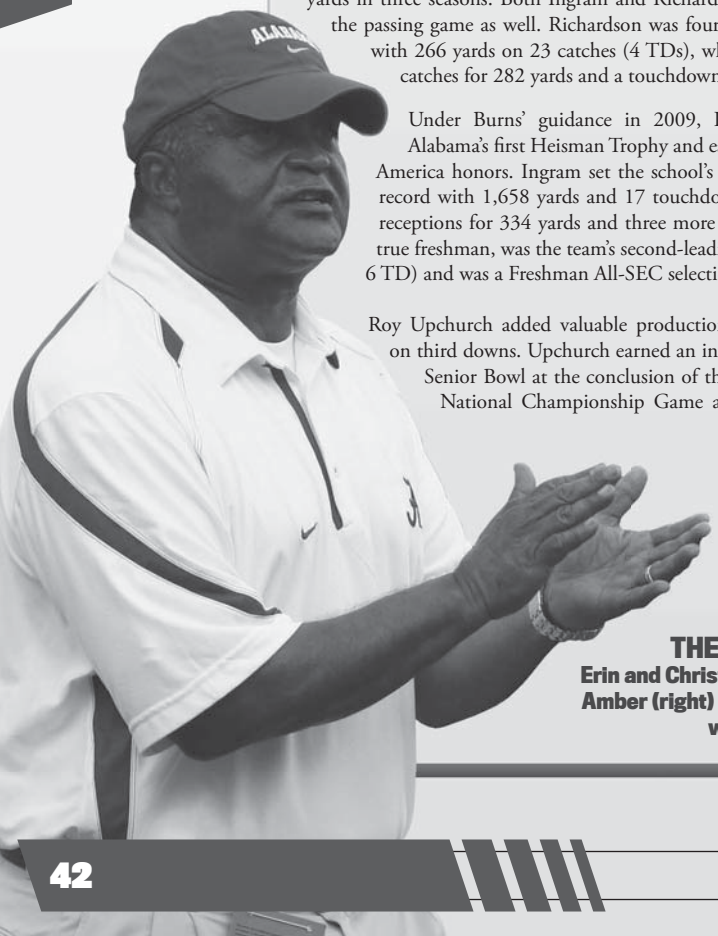

THE BURNS FAMILY
Erin and Christy (left), Damon and Amber (right) with Burton and his wife Connie (middle)

WIDE RECEIVERS

MIKE GROH

Mike Groh is in his second season as wide receivers coach and recruiting coordinator after returning to the Alabama staff in 2011. Groh, a former quarterback at the University of Virginia, joined the Crimson Tide coaching staff after serving as the quarterbacks coach at Louisville in 2010. He spent eight years at Virginia (2001-08), with three of those seasons coaching the wide receivers.

Groh's wide receivers were explosive and consistent for the Crimson Tide in 2012. Although hampered by injuries throughout the season, a 'next man up' mentality served the group well as eight different receivers contributed to the receiving corps' success. True freshman Amari Cooper led the way with a Freshman All-America season, catching 53 passes for 895 yards and a UA freshman-record nine touchdowns. Kevin Norwood was second on the team with 26 catches for 395 yards and four scores while Christion Jones caught 25 passes for 328 yards and four touchdowns.

In 2011, Groh coached seven wide receivers who averaged 10-plus yards per reception. Marquis Maze recorded 56 catches for 627 yards, and earned second-team All-Southeastern Conference recognition by the league coaches.

As the quarterbacks coach at Louisville in 2010, Groh was instrumental in the development of seniors Adam Froman and Justin Burke. Due to injuries, both players shared the starting role and showed great improvement from the previous season. The duo combining for 2,423 yards, 21 touchdowns and just seven interceptions.

The Cardinal improved to 7-6 with the help of Groh in 2010, after posting a 4-8 record in 2009 prior to his arrival.

Groh spent the 2009 season at Alabama as an offensive graduate assistant as the Tide recorded a 14-0 record en route to the national championship.

Before his stints at Alabama and Louisville, Groh spent eight seasons as an assistant coach at Virginia, his alma mater, including the final three years as the offensive coordinator for the Cavaliers. Considered one of the greatest quarterbacks in Virginia history, Groh was hired on the Virginia staff in 2001 as the wide receivers coach before he took on the task of coaching the Cavaliers quarterbacks in 2003 along with the receivers. He added the title of recruiting coordinator in 2005.

In his first year working with the quarterbacks at Virginia, Groh coached Matt Schaub, who set a school record with a 69.7 percent completion percentage, throwing for 2,952 yards and 18 touchdowns. Schaub is currently the starter for the Houston Texans and was named to the Pro Bowl in 2009 after leading the league in passing yards. Marques Hagans transitioned from wide receiver to quarterback for the 2004 and 2005 seasons, which culminated with a 358-yard passing performance in the 2005 Music City Bowl to earn game MVP honors. Hagans finished his career with 4,877 passing yards, the fifth-highest total ever by a Cavalier.

As the wide receivers coach in 2001 and 2002 seasons, Groh helped Billy McMullen become one of the top receivers in the nation. As a senior in 2002, McMullen became the second all-time leading receiver in ACC history with 210 career receptions. Groh also recruited tailback Wali Lundy, who became the all-time touchdown leader in ACC history.

As the starting quarterback at Virginia in 1994-95, Groh became the only quarterback in school history to lead the Cavaliers to nine wins and a bowl victory in consecutive seasons. Groh led the ACC and ranked 13th in the nation in passing in 1994 as the Cavaliers finished 9-3 and defeated TCU 20-10 in the Independence Bowl as he earned MVP honors in that game.

As a tri-captain in 1995, Groh helped lead Virginia to a 9-4 record, including a 34-27 victory over Georgia in the Peach Bowl and a share of the ACC championship. He earned second team all-ACC honors in 1995 and received Virginia's Joe Palumbo Award for self-sacrifice.

Groh played his final season at Virginia as a graduate student, after receiving his undergraduate degree in rhetoric and communication studies from Virginia in 1995. He attended the Baltimore Ravens training camp as a free agent in 1996 and later played in the World League for the Rhein Fire in 1997. Groh spent the 2000 season as an offensive assistant/quality control coach for the New York Jets. Groh is married to the former Elena Montero.

THE ROAD TO BAMA

- New York Jets 2000
- Virginia 2001-2008
- Alabama 2009
- Louisville 2010
- ALABAMA 2011

THE GROH FAMILY
Mike and his wife, Elena

DOUG NUSSMEIER

OFFENSIVE COORDINATOR
QUARTERBACKS

THE ROAD TO BAMA

- BRITISH COLUMBIA LIONS 2001
- OTTAWA RENEGADES 2002
- MICHIGAN STATE 2003-2005
- ST. LOUIS RAMS 2006-2007
- FRESNO STATE 2008
- UNIVERSITY OF WASHINGTON 2009-2011
- ALABAMA 2012-PRESENT

Doug Nussmeier is completing his first season as offensive coordinator and quarterbacks coach at Alabama after joining the Crimson Tide in February 2012 after three seasons at the University of Washington.

In this first year at the helm of the Alabama offense, the Crimson Tide is on track for one of the most proficient offensive seasons in school history. UA has set records for rushing/passing touchdowns scored (62), total points (500) and passing touchdowns (27). His tutelage of junior quarterback AJ McCarron has resulted in one of the best seasons by a quarterback in school history. McCarron holds the record for single-season touchdowns (26), while throwing for 2,669 yards and completing 66.8 percent of his passes and throwing just three interceptions while leading the nation in passing efficiency. Nussmeier built a balanced offense that proved to be explosive at the same time. The Tide has rushed for 2,920 yards while throwing for 2,788 and accounting for 124 plays of 15-yards or more (70 passing and 54 rushing).

Despite replacing a first-round pick at quarterback, Nussmeier's offense at Washington had a very successful campaign in 2011 and the unit improved statistically in each of his three seasons. Washington's offense scored 57 touchdowns and 434 points in 2011, the second-highest totals in school history (behind only the 1991 national championship team). The 2011 season marks for passing yards (3,322) and total offense (5,328) also were second in the UW record book. Nussmeier helped guide sophomore quarterback Keith Price to one of the top individual seasons at Washington. As the first-year starter, Price broke records for passing touchdowns (33), completion percentage (.669) and passing efficiency (161.9). That efficiency rating was seventh nationally and second in the Pac-12 behind only Andrew Luck of Stanford. The Huskies scored 30 or more points in nine of 13 games and also featured an outstanding ground game led by Chris Polk, who ranked 16th nationally with an average of 114.5 rushing yards per game.

In 2010, Nussmeier oversaw a balanced attack that finished the season with 2,238 rushing yards and 2,475 passing yards. The offense was led by Polk, whose 1,415 rushing yards were second-most in UW single-season history. Nussmeier also mentored quarterback Jake Locker, who finished his career ranked No. 1 or No. 2 in nearly every major quarterbacking category. Locker was the No. 8 overall pick in the 2011 NFL Draft, selected by Tennessee Titans.

In his first season at Washington, Nussmeier's offense made tremendous strides over the previous season. The Huskies scored 26.1 points per game, nearly doubling their average from the previous year while total offense was up more than 110 yards per game over the 2008 average. Nussmeier also spent his first season coaching Locker, who had one of the most productive seasons in Huskies history. Locker passed for 2,800 yards, the third-highest total in school history, while the offense boasted a 1,000-yard rusher in Polk.

Nussmeier came to the UW after one season as the offensive coordinator at Fresno State. He joined the Fresno State staff after spending two seasons as the quarterbacks coach for the St. Louis Rams on the staff of head coach Scott Linehan. Nussmeier coached Marc Bulger, who was named to his second Pro Bowl in 2006, finishing with 4,301 passing yards, 24 touchdowns and only eight interceptions.

Before his time with the Rams, Nussmeier was the quarterbacks coach at Michigan State for three seasons. In 2005, MSU quarterback Drew Stanton passed for a school-record 3,415 yards, breaking a record set by another Nussmeier pupil, Jeff Smoker, who threw for 3,395 yards in 2003. Smoker also set MSU records for completions (302) and passing touchdowns (21).

Nussmeier, who played in both the NFL and the Canadian Football League, began his coaching career in the CFL. In 2001, he was the quarterbacks coach for the British Columbia Lions and then served as the offensive coordinator and quarterbacks coach for the Ottawa Renegades in 2002.

During his outstanding collegiate career at Idaho, Nussmeier passed for 10,824 yards and averaged 309.1 yards per game in total offense for his career. Along with Steve McNair, Daunte Culpepper and Colin Kaepernick, he is one of only four quarterbacks in NCAA history to total 10,000 yards passing and 1,000 yards rushing during his career. Nussmeier set Idaho school records for TD passes (91), passing efficiency (154.4), completion percentage (.609) and total offense (12,054 yards). In 1993, he won the Walter Payton Award, Division I-AA's version of the Heisman Trophy. That year, he led Idaho to an 11-3 record and set a school record with 33 TD passes. He also was the Big Sky Offensive Player of the Year in 1992, when the Vandals went 9-3 and won the conference crown. Nussmeier was inducted into the University of Idaho Athletic Hall of Fame in 2008.

In 1994, Nussmeier was drafted in the fourth round by the New Orleans Saints. He played four years (1994-97) with the Saints and one with the Indianapolis Colts (1998). In 2000, he helped the BC Lions win the Grey Cup Championship.

The Oswego, Ore., native attended Lakeridge High School and earned his bachelor's degree in business and marketing from Idaho in 1994. He and his wife Christi have two sons, Garrett and Colton, and a daughter Ashlynn.

Prominent Quarterbacks Coached

College
Jake Locker, Washington
Tom Brandstater, Fresno State
Brian Hoyer, Michigan State
Drew Stanton, Michigan State
Jeff Smoker, Michigan State

NFL
Marc Bulger, St. Louis Rams
Ryan Fitzpatrick, St. Louis Rams
Gus Frerotte, St. Louis Rams

THE NUSSMEIER FAMILY
Doug and his wife, Christi, with their children Ashlynn, Colton and Garrett

SECONDARY

JEREMY PRUITT

The 2012 season is Jeremy Pruitt's third with the Alabama's coaching staff after being hired in January of 2010. A former defensive back with the Crimson Tide, Pruitt coaches the secondary.

In 2012, Pruitt's secondary overcame the loss of NFL Draft picks in safety Mark Barron, cornerback Dre Kirkpatrick and cornerback DeQuan Menzie to become one of the best in the nation. Junior cornerback Dee Milliner led the group with 51 tackles, 18 pass breakups and two interceptions en route to earning first-team All-America honors. A finalist for the Jim Thorpe Award, Milliner ranks third nationally in passed defended with 1.67 per game. Joining Milliner in the back end of the Tide defense is senior safety Robert Lester at safety, a three-year starter who has made 42 tackles and share the team lead in interceptions (four) with safety HaHa Clinton-Dix.

The 2011 Alabama secondary was one of the best in the nation, boasting a pair of AFCA first-team All-Americans in Barron, a finalist for the Thorpe Award, and Menzie. Kirkpatrick made it three first-team All-Americans in the secondary when he and Barron received that honor from the FWAA. Milliner also made significant contributions at corner and led the team with three interceptions. Lester, who started alongside Barron at safety, collected 39 total tackles, a pair of interceptions, five passes defended, one forced fumble and a blocked kick in 2011 after leading the team in interceptions in 2010.

The defensive backfield had a lot of new faces on the field in 2010 with the loss of starters Javier Arenas (CB), Kareem Jackson (CB) and Justin Woodall (S) following the 2009 National Championship. Under the tutelage of Pruitt, the young group came together quickly and helped Alabama lead the SEC in total defense, scoring defense and pass efficiency defense.

The 2010 secondary was anchored by Barron, who was named a first-team FWAA All-American. He led the Tide with 75 tackles in 12 games in 2010, missing the Capital One Bowl with a shoulder injury. Lester also had a significant impact at safety earning second-team Walter Camp All-American honors and ranking second nationally with eight interceptions in 2010. At corner, Kirkpatrick was a second-team All-SEC pick, while Milliner was a Freshman All-American and Freshman All-SEC selection.

Pruitt joined the Alabama staff as Director of Player Development in 2007 after a successful stint as an assistant coach at Hoover (Ala.) High School. At Hoover, he served for three seasons as defensive backs coach with the final two as the defensive coordinator. He tutored a defense that helped the Bucs reach the Class 6A state championship in 2004, 2005 and 2006, winning titles in 2004 and 2005. Pruitt served as an assistant coach under his father, Dale Pruitt, at Fort Payne High School from 2001-03.

Pruitt began his coaching career as a student assistant coach at Alabama during the 1997 season, working under defensive backs coach Curley Hallman. After one year on the UA staff, Pruitt joined his father's staff at Plainview High School as defensive backs coach and defensive coordinator in 1998 and 2000. He spent one season as defensive backs coach at the University of West Alabama, where he earned his bachelor's degree in 1999.

During his collegiate career, Pruitt played at both Middle Tennessee and Alabama. He began his career coaching under legendary coach Boots Donnelly at Middle Tennessee, where he earlier was a two-year starter at safety and cornerback for the Blue Raiders.

After his sophomore season, Pruitt transferred to Alabama where he played two seasons under Gene Stallings. As a junior, Pruitt played in nine games and appeared in seven more games as a senior backup defensive back. He was a member of Alabama's 1996 SEC Western Division championship team that beat Michigan 17-13 in the Outback Bowl in Tampa.

A two-time all-state defensive back, Pruitt helped Plainview High School to compile a 48-8 record during his four-year career. He earned all-state honors in both 1991 and 1992.

THE ROAD TO BAMA

- ALABAMA 1997
- WEST ALABAMA 1999
- ALABAMA 2007-PRESENT

THE PRUITT FAMILY
Jeremy and his son, Jayse

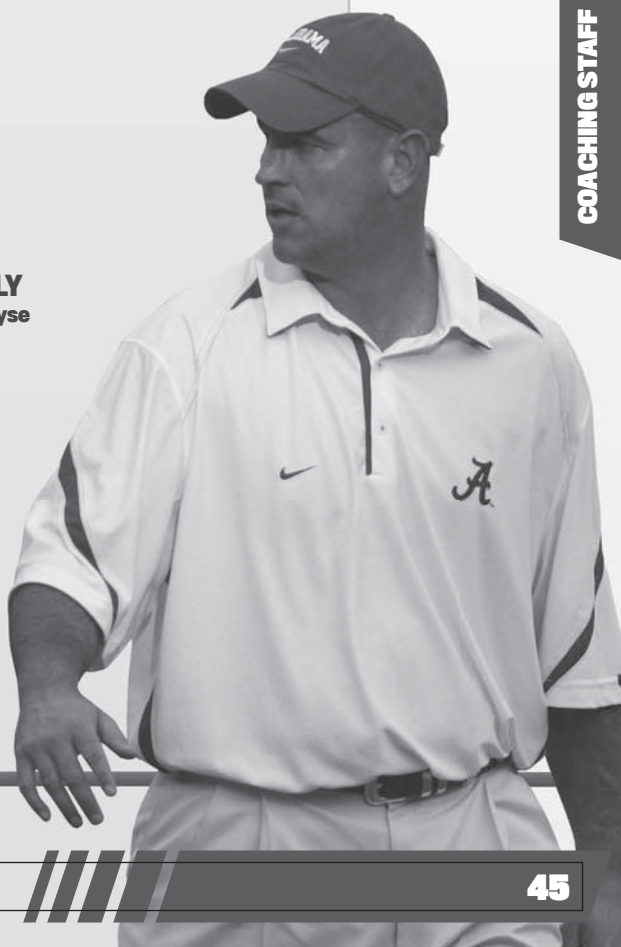

CHRIS RUMPH

DEFENSIVE LINE

Chris Rumph is in his second season on the defenisve coaching staff for the Alabama Crimson Tide. Rumph, a four-year letterman during his playing days at South Carolina, joined Alabama's staff after five years as the defensive ends coach at Clemson.

Rumph's 2012 deep and talented defensive line is a key element in Alabama's defensive efforts. The Crimson Tide leads the nation in rush defense, allowing only 79.8 yards per game while also leading the country in total defense at 246.0 yards per game.

Senior defensive end Damion Square, senior nose guard Jesse Williams and junior defensive end Ed Stinson anchor the group. Square has 33 tackles, 3.5 sacks and a team-high nine quarterback hurries. Williams added 36 stops wiht 2.5 tackles for loss and four hurries, while Stinson has three sacks, 8.5 tackles for loss and 29 total stops.

The defensive line was stellar in 2011 helping the Crimson Tide rank No. 1 nationally in rushing defense, allowing just 72.2 yards per game.

Josh Chapman anchored the 2011 line from his nose guard position, earning second-team All-SEC honors, despite playing the second half of the season with a torn ACL. In 2011, Chapman collected 23 total tackles, including 3.5 for loss, one sack and a pair of pass breakups. Alabama led the nation in all five major defensive categories as the Tide captured the national championship. He then was drafted in the fifth round of the 2012 NFL Draft, by the Indianapolis Colts.

In Rumph's tenure at Clemson, the Tigers ranked among the top 25 nationally in scoring defense and total defense in each of those five seasons. The 2010 defense was 19th in total defense (320.3 ypg) and 13th in scoring defense (18.8 ppg). Clemson appeared in bowl games to conclude each of those five seasons and won the ACC Atlantic Division title in 2009. Rumph coached 2010 All-American Da'Quan Bowers, who led the nation in sacks (15.5) and was tied for first in the NCAA in tackles for loss (26.0). He also coached defensive end Phillip Merling, who was the No. 32 overall pick by the Miami Dolphins in the 2008 NFL Draft.

Prior to his stint at Clemson, Rumph was the outside linebackers coach at Memphis for three years (2003-05). Memphis appeared in bowl games in each of his three seasons and won a total of 24 games during that time. Memphis beat Mississippi in 2003 and 2004 and the Tigers were ninth in the nation in total defense in 2003. In 2005, the Memphis defense finished 23rd in the nation in turnover margin and led the conference in rush defense (125.6 ypg), which was good for 27th in the NCAA.

Rumph was the defensive backs coach at South Carolina State in 2002, following a five-year stint as head coach at Calhoun County (S.C.) High School. He also served as offensive coordinator and quarterbacks/running backs coach at Calhoun County.

Rumph was born Dec. 21, 1971, in Orangeburg, S.C., and played high school football at Calhoun County High School in St. Matthews, S.C. Rumph signed with South Carolina and played linebacker from 1991-94, earning his B.S. degree in 1994. He helped the Gamecocks record their first bowl victory in the 1995 Carquest Bowl. He and his wife Kila are the proud parents of two sons, Christopher and Elijah.

THE ROAD TO BAMA

- SOUTH CAROLINA STATE 2002
- MEMPHIS 2003-2005
- CLEMSON 2006-2010
- ALABAMA 2011-PRESENT

THE RUMPH FAMILY
Chris and his wife Kila with their children Christopher and Elijah



DEFENSIVE COORDINATOR
LINEBACKERS

KIRBY SMART

Kirby Smart, the 2012 AFCA Assistant Coach of the Year and the 2009 Broyles Award winner as college football's top assistant coach, is in his sixth season with the Alabama football staff and fifth as defensive coordinator. A former standout defensive back and scholar-athlete at Georgia, Smart brings an impressive blend of college and pro coaching experience to the Crimson Tide.

Smart has retooled the Alabama defense in 2012, molding a unit that lost six starters to the NFL after the 2011 season. The Tide leads the nation in total defense (246.0 ypg) and rush defense (79.8 ypg) while ranking second in scoring defense (10.69 ppg), sixth in pass defense (172.1 ypg) and eighth in pass efficiency defense (101.56). The Alabama defense features two first-team All-Americans in cornerback Dee Milliner and linebacker C.J. Mosley. Milliner was a finalist for the Thorpe Award that goes to the nation's top defensive back after making 51 tackles, with 18 pass deflections, two interceptions and four tackles for loss. Mosley was a finalist for the Butkus Award and leads the team with 99 tackles while making seven tackles for loss, four sacks and intercepting two passes.

The 2011 defense led the nation in all five major categories including total defense (183.6 ypg), scoring defense (8.2 ppg), rushing defense (72.2 ypg), passing defense (111.5 ypg) and pass efficiency defense (83.69 rating). Linebacker Dont'a Hightower (a finalist for the Lombardi Award, the Lott Trophy, the Butkus Award and the Bednarik Award) led the team in total tackles with 85. The first team all-SEC selection has also recorded 11 tackles for loss, four sacks, eight quarterback hurries, one interception and a blocked kick. Hightower also became the latest in a line of first-round linebackers produced at Alabama, going to the New England Patriots with the 25th pick of the first round in 2012.

Smart's rebuilding job in 2010 was impressive as the Tide remained one of the nation's elite defensive units while replacing nearly the entire defense (nine starters). Alabama led the SEC and ranked third nationally in scoring defense (13.5 ppg) and fifth nationally in total defense (286.4 ypg). UA also ranked first in the SEC (sixth in the NCAA) in pass efficiency defense. Safety Mark Barron and defensive lineman Marcell Dareus earned first team all-SEC honors while Hightower, safety Robert Lester and cornerback Dre Kirkpatrick were second team all-SEC selections.

The 2009 season was a special one for Smart as he not only helped lead Alabama to the national championship, but he also took home the Broyles Award as the top assistant coach in the country. The Alabama defense again was regarded as one of the top units in the country, leading the SEC and ranking second nationally in scoring defense (11.7 ppg), pass efficiency defense (87.7), rush defense (78.1 ypg) and total defense (244.1 ypg).

In the 2010 BCS National Championship game against Texas, the Tide recorded four interceptions and scored a defensive touchdown. Three players on Smart's defense earned first-team All-America honors – linebacker Rolando McClain, cornerback Javier Arenas and nose guard Terrence Cody – while Barron was a third team *Associated Press* All-American. McClain captured the Butkus Award and Cody was a finalist for several national awards.

The Alabama defense was rated among the nation's best in 2008. The Tide finished third in total defense (263.5 ypg) and seventh in scoring defense (14.3 ppg). Senior captain Rashad Johnson earned first-team All-America honors at safety as well as first team all-SEC recognition after intercepting five passes, including two that were returned for touchdowns. UA recorded 15 interceptions in 2008 and brought back four of those for scores.

Under Smart's guidance in 2007, Johnson led the SEC with six interceptions and earned first team all-SEC honors along with cornerback Simeon Castille. A third member of the Alabama secondary, cornerback Kareem Jackson, was honored at the end of the season as a second team *Sporting News* Freshman All-American.

Smart joined the Tide after spending the 2006 season as safeties coach with head coach Nick Saban and the NFL's Miami Dolphins. Prior to his stint with the Dolphins, Smart spent six years on the collegiate level with Georgia (1999 and 2005), LSU (2004), Florida State (2002-03), and Valdosta State (2000-01).

As the running backs coach at Georgia in 2005, Smart's Bulldogs unit averaged 162.2 yards per game, the third-best mark in the SEC. Smart spent the 2004 season as defensive backs coach under Saban at LSU, where he tutored two NFL draft picks: Corey Webster (2nd round, New York Giants) and Travis Daniels (4th round, Miami Dolphins). That season, LSU allowed 157.2 passing yards per game that ranked second in the SEC and fifth nationally.

Smart was a graduate assistant coach under Bobby Bowden and Mickey Andrews at Florida State in 2002-03, having served as defensive coordinator/linebackers coach (2001) and defensive backs (2000) coach at Valdosta State the two previous seasons. He began his coaching career as an administrative assistant at Georgia in 1999.

As a player, Smart was a four-year letterman at defensive back for the Bulldogs, where he was a first team all-SEC pick as a senior. He finished his career with 13 interceptions, fourth in Georgia annals, and led the Bulldogs with six interceptions in 1997 and five in 1998. A four-time member of the SEC Academic Honor Roll, Smart earned his undergraduate degree in finance from Georgia and his master's degree from Florida State in 2003.

A native of Bainbridge, Ga., Smart is married to the former Mary Beth Lycett of McDonough, Ga. The couple are the proud parents of four-year-old twins, Weston and Julia, and son Andrew.

THE ROAD TO BAMA

- GEORGIA 1989
- VALDOSTA STATE 2000-2001
- FLORIDA STATE 2002-2003
- LSU 2004
- GEORGIA 2005
- MIAMI DOLPHINS 2006
- ALABAMA 2007-PRESENT

THE SMART FAMILY
Kirby and his wife Mary Beth with their children: twins Julia and Weston, and son Andrew

JEFF STOUTLAND

OFFENSIVE LINE

One of the nation's most respected offensive line coaches, Jeff Stoutland is in his second season at Alabama after serving as the offensive line coach at Miami from 2007-10. Stoutland, who was the interim head coach for the Hurricanes in the 2010 Sun Bowl, earlier spent 14 years as an assistant coach at Miami, Michigan State and Syracuse.

Stoutland's 2012 offensive line unit is widely regarded as the nation's best. The offensive front features two first-team All-Americans in Barrett Jones and Chance Warmack. Jones became Alabama's first Rimington Trophy winner as the nation's top center. The unit has helped the Crimson Tide rank 20th nationally in rushing with 224.6 yards per game and 15th in scoring offense at 38.5 points per game. The Alabama offensive line boasts 165 career starts heading into the 2013 BCS National Championship game.

In 2011, Stoutland's offensive line helped pave the way for Heisman Trophy finalist Trent Richardson while allowing the second-fewest sacks in the SEC, giving up only 17 all season. The veteran duo of left tackle Barrett Jones and center William Vlachos, both named first team all-SEC, had combined for 76 starts in their Crimson Tide careers. Jones was awarded the Outland Trophy, becoming the third to receive the award in program history, while Vlachos was one of six finalists for the Rimington Award, presented to the nation's best center. Jones was a first team Walter Camp All-American while Vlachos earned second team recognition. Also honored for his performance on the offensive line was guard Chance Warmack, a second team All-SEC selection.

With the Hurricanes, Stoutland helped Miami lead the ACC in total offense (421.3 ypg) and finish third in rushing (182.5 ypg). Brandon Washington was a first team all-ACC selection at guard and tackle Orlando Franklin was a second team honoree. Frankling was a 2011 second-round NFL Draft pick of the Baltimore Ravens who started every game of his rookie season and developed into one of the league's best run blockers.

In 2009, tackle Jason Fox earned first team all-conference honors and was selected by the Detroit Lions in the fourth round of the 2010 NFL Draft. Before heading to Miami, Stoutland spent the previous seven seasons (2000-06) at Michigan State. He produced six all-Big Ten selections during his tenure and seven Spartans earned Academic All-Big Ten honors. In 2005, the Michigan State line paved the way for the nation's No. 5 offense, No. 11 pass offense and No. 20 rush offense. The 2004 MSU offense ranked second in the Big Ten and No. 10 in the NCAA in rushing, with eight 200-yard rushing games. That line also led the Big Ten in fewest sacks allowed (eight). The Michigan State line helped running back T.J. Duckett produce back-to-back 1,000-yard rushing seasons in 2000 and 2011.

Stoutland was an assistant at Syracuse (1997-99) for three years under Paul Pasqualoni, coaching the tight ends for two years before taking over the offensive line in 1999. He also served as the recruiting coordinator for all three seasons and Syracuse played in bowl games in each of those years. In 1999, he coached first team all-Big East offensive tackle Mark Baniewicz, who also earned the National Football Foundation Scholar-Athlete Award and GTE Academic All-America honors. During his stint as tight ends coach, Stoutland helped produce two NFL players, including Roland Williams (Oakland Raiders) and Kaseem Sinceno (Philadelphia Eagles and Chicago Bears).

Stoutland earlier spent five years as offensive line coach at Cornell (1992-96). He guided center Greg Bloedorn to first team all-Ivy League honors in 1995 and a three-year stint with the NFL's Seattle Seahawks (1997-99).

His full-time coaching credits include two stints at his alma mater, Southern Connecticut State, where he served as offensive coordinator for five years (1988-92) and coached inside linebackers for two seasons (1984-85). The New York City native also served as a graduate assistant for Dick MacPherson for two years at Syracuse (1986-87), working primarily with the offensive line.

Stoutland was a four-year letterman and three-year starter at inside linebacker at Southern Connecticut State (1980-83), where he was a team captain as a senior. He earned his bachelor's degree in physical education in 1984 and added a master's degree in exercise physiology from the school in 1986. He and his wife Allison, who is a published author of children's books, have two children, Jake and Madison.

THE ROAD TO BAMA

- SOUTHERN CONNECTICUT STATE 1984-1985
- SYRACUSE 1986-1987
- SOUTHERN CONNECTICUT STATE 1988-1992
- CORNELL 1993-1996
- SYRACUSE 1997-1999
- MICHIGAN STATE 2000-2006
- MIAMI 2007-2010
- ALABAMA 2011

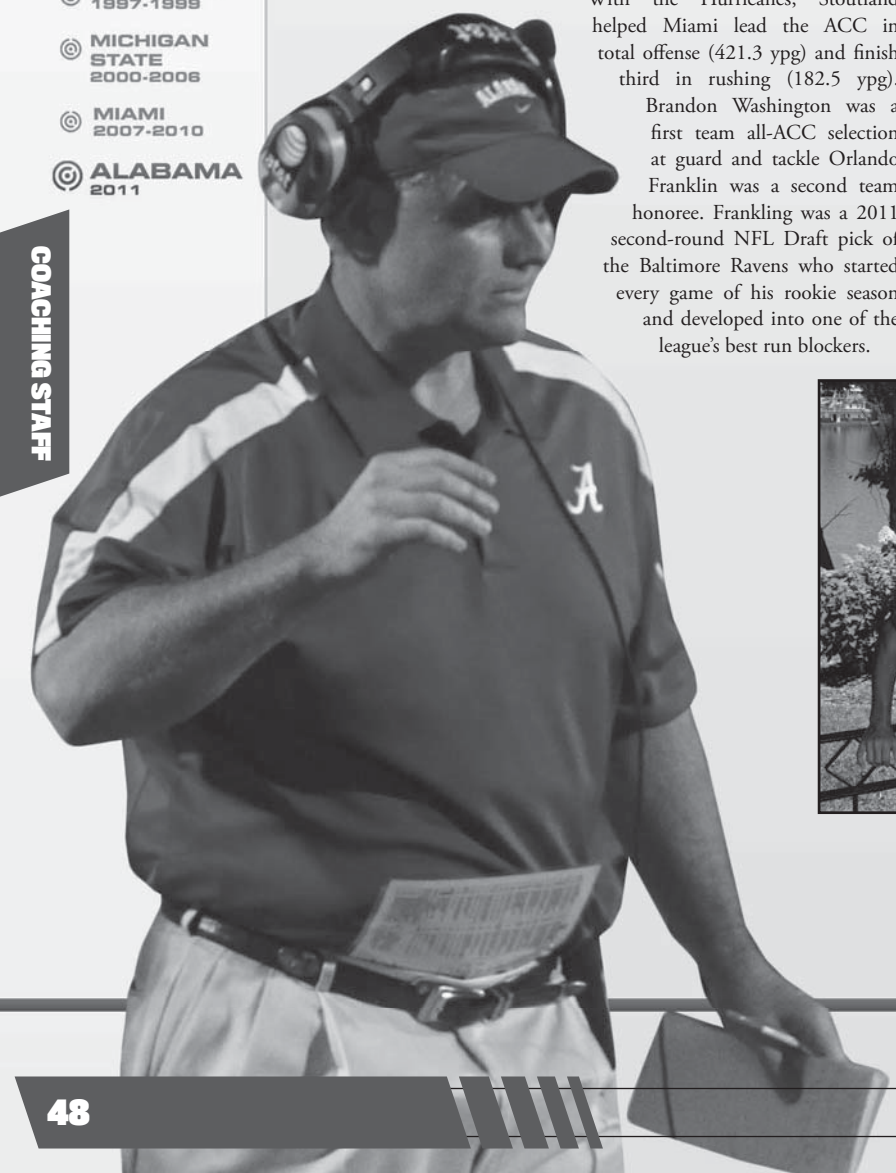

THE STOUTLAND FAMILY
Jeff and his wife Allison with their children Jake and Madison

OUTSIDE LINEBACKERS

LANCE THOMPSON

The newest member of Alabama's defensive staff is a familiar name. Lance Thompson began his third stint at Alabama in 2012, this time coaching the outside linebackers for the Crimson Tide (as he did in 2007 and 2008). Thompson returns to the Alabama staff after spending three seasons at Tennessee.

Alabama's defense had to replace several veterans in 2012, including both starting outside linebackers (Courtney Upshaw and Jerrell Harris) along with key reserve Alex Watkins. Sophomores Xzavier Dickson and Adrian Hubbard stepped into starting roles and performed well, while true freshman Denzel Devall also earned playing time. Hubbard leads the outside linebackers with 39 tackles, a team-high 10 tackles for loss (49 yards), six sacks (39 yards) and three forced fumbles. Dickson has 33 tackles with five tackles for loss and 3.5 sacks.

Thompson spent three years at Tennessee (2009-11) working with the linebackers the first two seasons and the defensive line in 2011. As linebackers coach, he guided Nick Reveiz to a team-high 108 tackles in 2010. Reveiz also was a finalist for the Burlsworth Trophy, presented to a former walk-on having the biggest impact on his team.

Alabama put together an impressive 12-2 record in Thompson's second season in Tuscaloosa, winning the 2008 SEC West title and a BCS bowl bid. The Tide ranked third nationally in total defense (263.5 ypg) and seventh nationally in scoring defense (14.3 ppg) in 2008. Thompson was named the Rivals.com National Recruiter of the Year for his work in helping land what was widely regarded as the nation's top signing class in 2008.

Previously, Thompson was a member national championship staffs at Georgia Tech and LSU. Thompson has been a member of two SEC championship coaching staffs, two ACC championship staffs and one Conference USA divisional winner.

Thompson served as the defensive coordinator at UCF for three seasons (2004-06). In 2005, his unit produced a pair of All-Conference USA first team selections in defensive end Paul Carrington and cornerback Joe Burnett. The Golden Knights also were the 2005 Conference USA Eastern Division champions. He helped develop one of the nation's youngest defenses at UCF in 2004 and the group came together to hold the opposition to 21 points or fewer in three of the final four games of the season.

In his first stint with Saban, Thompson spent two seasons at LSU as the assistant head coach in charge of recruiting and the tight ends coach for the Tigers during their national championship season in 2003. Thompson began his tenure at LSU in 2002 as the defensive line coach. In his first year with the Tigers, Thompson coached defensive tackle Chad Lavalais to first team all-SEC honors while the Tigers front four racked up 22 sacks.

Thompson also coached for four seasons on head coach George O'Leary's staff at Georgia Tech. In 2001, he coached a defensive line that recorded 21 sacks, including 10 by All-America defensive end Greg Gathers.

He served as Alabama's defensive line coach in 1999-2000, as the Crimson Tide won the 1999 SEC championship and earned a BCS bowl berth (2000 Orange Bowl). Players he coached at Alabama during that two-year period included all-SEC defensive lineman Jarret Johnson, regarded as one of the most consistent performers in the NFL as a starter with the Baltimore Ravens.

Prior to his first two-year stint at Alabama, Thompson was a part of the Georgia Tech staff for 11 years. During his stay with the Yellow Jackets, Thompson was defensive line coach in 1998, defensive ends coach in 1996 and 1997, and tight ends coach in 1995. Thompson served as Georgia Tech's recruiting coordinator from 1995-98 and then again in 2001. Prior to serving as an on-field coach for the Yellow Jackets, Thompson held the position of director of football operations at Georgia Tech from 1992-94.

Thompson started in coaching in 1988, serving as a graduate assistant for two years at Georgia Tech, followed by two more years as a volunteer assistant in 1990 and 1991. Thompson coached the defensive ends, including All-America and All-Pro Marco Coleman. Georgia Tech earned a share of the national championship in 1990.

As a player, Thompson was a four-year letterman at The Citadel, where he earned his bachelor's degree in education and mathematics in 1987. A native of Riverdale, Ga., Thompson has three daughters: Allie, Christina and Lane.

THE ROAD TO BAMA

- GEORGIA TECH 1988-1998
- ALABAMA 1999-2000
- GEOROGA TECH 2001
- LSU 2002-2003
- UCF 2004-2006
- ALABAMA 2007-2008
- TENNESSE 2009-2011
- ALABAMA 2012-PRESENT

THE THOMPSON FAMILY
Lance with his children
Allie, Lane and Christina

BOBBY WILLIAMS

TIGHT ENDS
SPECIAL TEAMS

Bobby Williams is in his fifth season in Tuscaloosa as Alabama's tight ends coach and special teams coordinator. A veteran coach with both college and NFL experience, Williams is a member of head coach Nick Saban's coaching staff for the fourth time in his career, also working together at Michigan State, LSU and the Miami Dolphins.

Williams was a nominee for the 2012 Frank Broyles Award, which goes to the national assistant coach of the year. Alabama's tight ends combination of three-year starter Michael Williams and walk-on senior Kelly Johnosn performed well with 25 receptions for 200 yards and three scores. Place-kicker Jeremy Shelley is the only kicker in the nation yet to miss a kick, going 63-for-63 on extra points and hitting all 11 of his field goals. Punter Cody Mandell has turned in a career season with a 43.8 yards per kick average with 17 punts inside the 20-yard line and 12 punts of more than 50 yards.

In 2011, Williams' tight end duo of Brad Smelley and Williams combined for 50 receptions resulting in 547 yards for the Crimson Tide. Smelley recorded a team-best four receiving touchdowns, while Williams tacked on another two scores in 2011. On special teams, Marquis Maze ranked ninth in the nation and third in the Southeastern Conference, averaging 13.2 yards per punt return with one touchdown. Those numbers earned Maze a spot on the all-SEC second team as a specialist. Alabama ranked 19th in the nation in kickoff returns (24.1 ypg). The Tide allowed only 11 punts to be returned in 2011, for a total of 51 yards.

Williams was instrumental in the development of Preston Dial in 2010, as the senior had a breakout season under his tutelage. On top of his exceptional blocking abilities, Dial hauled in a career-best 25 passes for 264 yards and three scores. Williams also had an outstanding season as a dominating blocker on the edge in the Alabama running game while catching eight passes for 100 yards and a touchdown.

The veteran coach had to replace both kickers in 2010 with the losses of Leigh Tiffin and P.J. Fitzgerald. Cody Mandell won the punting duties as a true freshman and averaged 39.2 yards per kick, knocking 13 inside the 20. Fellow freshman Cade Foster split field goal duties with sophomore Shelley. Foster drilled seven field goals, including five over 40 yards while Shelley handled the closer attempts. Trent Richardson ranked 29th nationally in kickoff returns and Marquis Maze was 16th in punt returns.

During the national championship season in 2009, Williams had to replace a pair of senior tight ends from the 2008 roster. The Alabama offense did not miss a beat as Colin Peek emerged as one of the team's top targets, earning second team Associated Press all-SEC honors with 26 catches for 313 yards and three touchdowns.

Williams also oversaw 2009 Lou Groza finalist Leigh Tiffin at place-kicker. Tiffin earned first team AP All-America status. Javier Arenas set the SEC career records for punt return yards and touchdowns. Punter P.J. Fitzgerald had a career season for the Tide in 2009 by averaging 41.5 yards per kick, with 19 inside the 20-yard line.

The special teams in 2008 were a big weapon for the Tide under Williams. Arenas broke two punt returns for touchdowns, Tiffin was a Groza Award semifinalist and connected on 20-of-29 on field goals while Fitzgerald had a then-career-best average of 41.1 yards per punt with 15 inside the 20. Tight ends Nick Walker and Travis McCall combined for 23 starts, the best seasons of their career in terms of production.

Williams spent the 2005 and 2006 seasons as the running backs coach with the Dolphins. In his first season, Miami averaged 118.6 yards rushing per game, the second-best figure by the team from 1985-2005.

In 2004, Williams served as the associate head coach/wide receivers coach at LSU, where he coached a pair of future NFL first-round picks in Craig Davis and Dwayne Bowe. Davis and Bowe ranked in the top 10 in the SEC for both receptions per game and receiving yards per game in 2004. Prior to LSU, Williams had a one-year stint with the Detroit Lions as wide receivers coach in 2003.

Williams followed Saban as the head coach at Michigan State and served in that post from 2000-02. He led the Spartans to a victory over Florida in the 2000 Citrus Bowl after the 1999 season, in his first game as the school's head coach. He also guided Michigan State to a 7-5 mark in 2001, his second full season as head coach. That season culminated with a victory over Fresno State in the Silicon Valley Football Classic, as he became the first coach in Michigan State history to lead his team to victories in his first two bowl appearances.

He previously was an assistant on the Spartans staff from 1990-99, during which time he tutored the running backs under Saban. Spartan backs produced nine individual 1,000-yard rushing seasons in Williams' 10 years in that post, including T.J. Duckett, Atlanta's first-round draft choice in 2002.

Williams earned his start in coaching as running backs/defensive backs coach at Ball State from 1983-84. He followed that with a five-year stint(1985-89) as offensive backfield coach at Eastern Michigan.

Williams is a 1982 graduate of Purdue, where he earned his degree in general management and was a four-year letterman for the Boilermakers. He started his career at running back before moving to the secondary and starting in his final three seasons. A tri-captain as a senior in 1981, Williams was a part of three bowl teams as a player. He then served one year (1982) as a graduate assistant at his alma mater. A native of St. Louis, Williams and his wife Sheila have a daughter Nataly and a son Nicholas, a wide receiver for the Crimson Tide.

THE ROAD TO BAMA

- BALL STATE 1983-1984
- EASTERN MICHIGAN 1985-1989
- MICHIGAN STATE 1990-2002
- DETROIT LIONS 2003
- LSU 2004
- MIAMI DOLPHINS 2005-2006
- ALABAMA 2009-PRESENT

COACHING STAFF



THE WILLIAMS FAMILY
Bobby and his wife Shelia with their children Nicholas and Nataly.

DIRECTOR OF STRENGTH AND CONDITIONING

SCOTT COCHRAN

The booming voice you hear leading a pre-practice stretch or encouraging a Crimson Tide player to finish a workout session strong is that of Director of Strength and Conditioning Scott Cochran. The high-energy coach, who is a two-time national strength coach of the year, joined the Alabama staff in 2007 after spending three seasons with the New Orleans Hornets of the NBA as an assistant strength coach. Cochran has been on Nick Saban's staff for all three national titles, as he served as an assistant at LSU in 2003.

Cochran is nationally regarded as one of the best in the area of strength and conditioning – and the performances of Alabama's players on the field prove that to be true. He received one of the highest honors in his field when he was named the 2011 Samson Strength & Conditioning Coach of the Year as featured in *American Football Quarterly*. He earlier was named the Samson Strength & Conditioning Coach of the Year following the 2008 season.

Prior to the start of spring drills, Cochran implements coach Nick Saban's offseason workout plan, which includes the well-known "Fourth Quarter Program" – a very important step in helping UA players develop physically and prepare for the upcoming practices.

It is no coincidence that through improvements off the field in strength and conditioning, Alabama is known as one of the most physically dominant teams in the country. The main goal of the program is to win the fourth quarter and wear down the opponent as the game goes on. On the way to the 2009 national championship, Alabama did just that as they won the fourth quarter by an astounding scoring margin of 121-32. The Tide continued the trend of finishing in 2011, as it again dominated the fourth quarter en route to UA's second national championship in three years with a 111-18 fourth-quarter scoring margin.

While in the NBA with the Hornets, Cochran's duties included assisting with the exercise and strength conditioning programs to help players achieve and maintain optimal fitness throughout the NBA season. With the Hornets, he coached NBA standouts Chris Paul, Baron Davis, David West and Tyson Chandler.

Prior to joining the Hornets staff, Cochran worked for his alma mater Louisiana State as an assistant strength coach in 2003 (13-1, BCS National Champions) and 2004 (9-3, Capital One Bowl). He was a graduate assistant in Baton Rouge from 2001-03. Cochran returned to LSU after starting his career in the strength and conditioning field at University Laboratory High School in Baton Rouge, La. He held that position from 1998-2001 before returning to LSU as a graduate assistant for all sports from 2001-03. Cochran then was hired on to the full-time staff for the 2003-04 season.

A native of New Orleans, Cochran received a bachelor's degree in kinesiology from LSU in 2001 and added a master's degree in sports management from LSU in 2003. Cochran was born on March 21, 1979, and is married to the former Cissy Schepens. They have a son Beau and two daughters, Savannah and Lucy.

THE ROAD TO BAMA

- LSU 2001-2004
- NEW ORLEANS HORNETS 2004-2006
- ALABAMA 2007-PRESENT

THE COCHRAN FAMILY
Scott and his wife Cissy with their children Beau, Savanah and Lucy

PAUL GONNELLA

DIRECTOR OF PLAYER PERSONNEL

University of Alabama head coach Nick Saban added Paul Gonnella as Alabama's director of player personnel in the spring of 2012.

Gonnella spent the 2011 season in the same role at Purdue and took over for Ed Marynowitz, who accepted a position with the Philadelphia Eagles.

Gonnella's main charge is to direct the recruiting efforts for the Crimson Tide. He also assists with camps, clinics and other football-related events.

Gonnella's responsibilities include assisting with the administration and operation of the football program.

Prior to serving as the director of player personnel at Purdue, Gonnella held that title in 2010 at the University of Memphis. He also has spent time at Miami, Tennessee and North Carolina in similar roles and capacities.

During his time with the Boilermakers, Gonnella helped secure 27 signatures in a 2012 signing class that ranked 32nd nationally by *Rivals.com*.

As the director of player personnel at Memphis in the fall of 2010 and the spring of 2011, the Tigers signed a class that included 17 three-star players. The class was ranked more than 40 spots higher than the class before he arrived at Memphis.

Gonnella split the 2009-10 season between the University of Tennessee and the University of Miami. He arrived in Knoxville in January of 2010 and helped the Volunteers move up 22 spots in the recruiting rankings to finish with the No. 10 class nationally. Norht Carolina landed the No. 9 recruiting class in the nation in 2009.

Gonnella served as the head coach at Cambridge Rindge Latin from 2005-07. He guided the team to an 18-15 record in three seasons, including a 14-8 mark over his final two campaigns.

A native of Wakefield, Mass., Gonnella began his career as a coach and worked at high schools in both Massachusetts and Georgia. He was an assistant coach at Lovejoy High School in Hampton, Ga., where he helped tutor the likes of the Buffalo Bills Tashard Choice and the Pittsburgh Steelers Chris Scott. Gonnella also served as an assistant at Somerville (Mass.) High School. He worked as a defensive graduate assistant and in quality control at Mississippi State.

THE ROAD TO BAMA

- NORTH CAROLINA 2008
- TENNESSEE 2009
- MIAMI 2009
- MEMPHIS 2010
- PURDUE 2011
- ALABAMA 2008-PRESENT

DIRECTOR OF FOOTBALL OPERATIONS

JOE PANNUNZIO

Joe Pannunzio is in his second year at Alabama, joining the Crimson Tide coaching staff as director of football operations in February, 2011.

Pannunzio has nearly three decades of college football experience. He spent the previous five years at the University of Miami and was the head coach at Murray State the previous six seasons. His primary role at Alabama is to oversee the administration and operation of the football program.

Pannunzio served as the tight ends/special teams coordinator at Miami from 2006-10. The Hurricanes made four bowl appearances in his five years in Coral Gables, including trips to the 2006 MPC Computers Bowl, the 2008 Emerald Bowl, the 2009 Champs Sports Bowl and the 2010 Sun Bowl.

During his tenure at Miami, Pannunzio coached the likes of Greg Olsen, a first-round NFL Draft pick of the Chicago Bears. He also tutored Jimmy Graham, a third-round pick of the New Orleans Saints, and Dedrick Epps, who was selected in the seventh round by the San Diego Chargers.

While the head coach at Murray State from 2000-05, Pannunzio led the Racers to the 2002 Ohio Valley championship, joining Mike Gottfried, Frank Beamer and Houston Nutt as one of the four coaches to win a conference title at the school. Pannunzio also led Murray State to the 2002 NCAA Championship Subdivision playoffs.

Prior to becoming a head coach for the Racers, Pannunzio spent five years working for Tommy Tuberville at Mississippi and Auburn. Before that, he served four years under Jim Wacker at TCU and Minnesota. He also coached for seven years at Mesa (Colo.) College, where the team appeared in the NAIA National Championship Game twice and led the nation in total offense and scoring once. His two stints at Mesa wrapped around two years at Kansas, where he worked under Gottfried.

The Pueblo, Colo., native was a standout quarterback at Southern Colorado, where he graduated with a degree in physical education in 1982. He was named honorable mention all-conference in 1980 and led his team to a No. 9 ranking in NAIA Division I.

He and his wife Rita have two daughters, Angela and Nico, and a son Mario.

THE PANNUNZIO FAMILY
Joe and his wife Rita with their children Nico, Angela and Mario.

THE ROAD TO BAMA

- SOUTHERN COLORADO 1981
- MESA COLLEGE 1982-84, 1987-90
- KANSAS 1985-86
- TEXAS CHRISTIAN 1991
- MINNESOTA 1992-94
- MISSISSIPPI 1995-98
- AUBURN 1999
- MURRAY STATE 2000-05
- MIAMI 2006-10
- ALABAMA 2011-PRESENT

JEFF ALLEN

ASSISTANT AD FOR SPORTS MEDICINE

Director of sports medicine Jeff Allen is in his sixth season at the University of Alabama and was promoted to title of assistant athletics director for sports medicine in June, 2012. Before joining the Crimson Tide, Allen was the head athletic trainer at the University of Central Florida. At UCF, Allen was responsible for all of the sports medicine needs for the entire department.

One of the most well-respected athletic trainers in the country, Allen has authored several published articles and is a regular speaker at national and state athletic training conferences. He had work published by *The Journal of Athletic Training* and *Athletic Therapy Today*. Allen has served as a featured speaker at conferences held by the National Athletic Trainers Association and the Southeast Athletic Trainers Association, as well as state meetings in Georgia, Kentucky and Tennessee.

Prior to his post at UCF, Allen was head athletic trainer at Tennessee-Chattanooga from 2000-04, overseeing the athletic training operations for 16 varsity sports while handling all of the duties associated with the football program.

Allen was an assistant athletic trainer at the University of Kentucky from 1997-2000 and earlier served as an assistant athletic trainer from 1995-97 at Valdosta (Ga.) State, where he was head athletic trainer for the football and baseball teams. He earned his master's degree in health and physical education from Valdosta State University in 1995 while also serving as a graduate assistant for two years.

A 1993 graduate of Georgia Southern University with a bachelor's degree in health and physical education, Allen and his wife Mary have one daughter, Makennah.

JEFF SPRINGER

ATHLETIC EQUIPMENT DIRECTOR

The all-important role of athletic equipment director is coordinated by Jeff Springer, who joined the Alabama football staff in March of 2011. Springer joined the Crimson Tide staff after serving four years (2007-10) as the head athletic equipment manager at Louisiana Tech.

Prior to his time at Louisiana Tech, Springer held the same position at The Citadel in Charleston, S.C., from 2006-07.

A native of Slidell, La., Springer spent three years (2003-05) as the first assistant equipment manager at Louisiana State University. He worked primarily with LSU's football program while also managing women's soccer, women's gymnastics, cheerleading, track and field/cross country, and swimming and diving.

In the summer of 2001, Springer interned with the Miami Dolphins. He spent the next two seasons working as an intern in his home state at LSU and Tulane University.

Springer earned a kinesiology degree from LSU in 2001. He is a member of the Athletic Equipment Managers Association and the American Football Coaches Association.

Springer is married to the former Anna Bannister and the couple has one daughter, Bailey.

WILLIE CARL MARTIN

DIRECTOR OF PLAYER DEVELOPMENT

Willie Carl Martin joined the Alabama football staff as director of player development (academics) in March of 2007, after serving as head football coach at Benjamin Russell High School in Alexander City from 2001-07. Martin's role at Alabama is to help in the personal development of each student-athlete and see to it that they reach their full potential from an academic and personal standpoint.

Martin compiled a 52-24 record in six seasons as head coach at Benjamin Russell. Previously an assistant coach for the school, where he coached future NFL receiver Terrell Owens, Martin served 24 years in the Alexander City School System as a coach, teacher and administrator. A native of Alexander City, Martin joined the school system there in 1983 as a teacher and coach for Alexander Middle School. In 1985, he moved on to Benjamin Russell High School in a similar capacity and was elevated to head football coach in 2001. He led the Wildcats to the state championship in 2001 and was an assistant during the 1997 and 2000 seasons when they finished as runner-up. Martin served four years on the Central Board of Control for the Alabama High School Athletic Association (AHSAA).

A 1975 graduate of Northeastern State University in Tahlequah, Okla., Martin was inducted into the NSU Athletic Hall of Fame in 2007. He was a four-year letterman (1969-72) in football for NSU as an offensive lineman and earned All-America and first-team All-Oklahoma Collegiate Conference honors as a senior in 1972. After graduation, the Houston Oilers of the National Football League (NFL) drafted Martin. However, he chose to compete in the Canadian Football League (CFL) where his 10-year career featured stops in Edmonton and Winnipeg. Martin was named All-Pro in eight of his 10 seasons in the CFL, participated in six Grey Cup games and won two championships.

Martin and his wife Leslie Ruth have two daughters, Carla and Kizzy, and a grandson Malik.

KEVIN SHERRER

DIRECTOR OF PLAYER DEVELOPMENT

Kevin Sherrer is in his third season as director of player development at the University of Alabama. In this role, Sherrer focuses on the off-the-field activities of Alabama's football student-athletes and serves as an important resource in balancing the demands of academics, athletics, community outreach, and personal lives. Sherrer also assists with personal development programs, including the peer intervention group.

Sherrer played tight end at Alabama from 1993-95 and earned a letter in 1995. After graduating from Alabama in 1996, he spent two seasons as an assistant coach at Tuscaloosa County High School, which won the state title in 1997.

In 1998, Sherrer returned to Alabama as a graduate assistant on defense for a three-year stint. The Crimson Tide won the Music City Bowl in 1998 and won the SEC Championship in 1999, resulting in a trip to the Orange Bowl. Sherrer earned his master's degree in higher education from the University of Alabama in 2000.

Sherrer spent four years at Spain Park High School (2001-2004) as an assistant coach on defense. He then served for five seasons at Hoover High School – two as a defensive assistant (2005-06) and three as defensive coordinator (2007-09). Hoover won a pair of state championships during Sherrer's stay (2005 and 2009).

Sherrer and his wife Carrie are the parents of twin old boys, Kaleb and Kyle.

Dean ALTOBELLI
Defensive Analyst

Amy BRAGG
Director of Performance Nutrition

Rodney BROWN
Director of Rehab Services

Cedric BURNS
Coordinator of Athletic Relations

Russ CALLAWAY
Defensive Analyst

Tim CASTILLE
Graduate Assistant

Gary CRAMER
Director of the FCA

Glenda EDWARDS
Administrative Assistant for Head Coach

Troy FINNEY
Senior Director of Video Operations

Kevin GARVER
Offensive Analyst

Ginger GILMORE
Athletic Trainer

Jeremy GSELL
Athletic Trainer

Mark HOCKE
Strength & Conditioning

Terry JONES
Assistant Head Strength Coach

Ashleigh KIMBLE
Assistant Director of Player Personnel

Daniel LYERLY
Director of Video Operations for Football

Jules MONTINAR
Graduate Assistant

Brandy MOORE
Athletics Intern

Kindal MOOREHEAD
Strength & Conditioning

Wesley NEIGHBORS
Special Teams Analyst

Jeff NORRID
Offensive Analyst

Buddy OVERSTREET
Director of Creative Media

Jessie PEOPLES
State Trooper

Mark PERSCHEL
Assistant Director Video Operations for Football

Candice ROSENKRANZ
Recruiting Operations Coordinator

Chris SAMUELS
Student Assistant

J.R. SANDLIN
Recruiting Intern

Glenn SCHUMANN
Graduate Assistant

Kelvin SIGLER
Defensive Analyst

Patrick SUDDES
Associate Director of Football Operations

Lance WALKER
Academic Program Advisor

Larry WATERS
Assistant Equipment Manager

Eddie WILDER
State Trooper

John WOZNIAK
Special Teams Analyst

Jody WRIGHT
Offensive Analyst

14 NATIONAL CHAMPIONSHIPS | **107** FIRST TEAM ALL-AMERICANS | **60** BOWL APPEARANCES | **33** BOWL VICTORIES | **23** SEC CHAMPIONSHIPS

No. 2/2 ALABAMA (12-1, 7-1 SEC)

Sept. 1	vs. 8/8 Michigan (ABC)	W, 41-14
Sept. 8	Western Kentucky (SEC Network)	W, 35-0
Sept. 15	*at NR/21 Arkansas (CBS)	W, 52-0
Sept. 22	Florida Atlantic (PPV)	W, 40-7
Sept. 29	*Mississippi (ESPN)	W, 33-14
Oct. 13	*at Missouri (CBS)	W, 42-10
Oct. 20	*at Tennessee (ESPN)	W, 44-13
Oct. 27	*No. 13/12 Mississippi State (ESPN)	W, 38-7
Nov. 3	*at No. 5/5 LSU (CBS)	W, 21-17
Nov. 10	*No. 15/14 Texas A&M (CBS)	L, 24-29
Nov. 17	Western Carolina (SEC Network)	W, 49-0
Nov. 24	*Auburn (CBS)	W, 49-0
Dec. 1	vs. No. 3/3 Georgia (CBS)	W, 32-28
Jan. 7	vs. No. 1/1 Notre Dame (ESPN)	7:30 p.m.

No. 1/1 NOTRE DAME (12-0)

Sept. 1	vs. Navy (CBS)	W, 50-10
Sept. 8	Purdue (NBC)	W, 20-17
Sept. 15	at No. 10/10 Michigan State (ABC)	W, 20-3
Sept. 22	No. 18/17 Michigan (NBC)	W, 13-6
Oct. 6	vs. Miami (NBC)	W, 41-3
Oct. 13	No. 17/17 Stanford (NBC)	W, 20-13 OT
Oct. 20	BYU (NBC)	W, 17-14
Oct. 27	at No. 8/7 Oklahoma (ABC)	W, 30-13
Nov. 3	Pittsburgh (NBC)	W, 29-26 3OT
Nov. 10	at Boston College (ABC)	W, 21-6
Nov. 17	Wake Forest (NBC)	W, 38-0
Nov. 24	at USC (ABC)	W, 22-13
Jan. 7	vs. No. 2/2 Alabama (ESPN)	7:30 p.m.

(Rankings Listed: AP/Coaches')
*Conference Game
All times are central and subject to change

ON THE AIR

TELEVISION
ESPN
Play-by-Play: Brent Musburger
Color Analyst: Kirk Herbstreit
Sideline: Tom Rinaldi and Heather Cox

RADIO
Crimson Tide Sports Network
Play-by-Play: Eli Gold
Color Analyst: Phil Savage
Sideline: Chris Stewart

SATELLITE RADIO
CTSN on Sirius: TBA
CTSN on XM: TBA

NATIONAL RADIO
ESPN Radio

Alabama (12-1, 7-1 SEC)
CRIMSON TIDE

GAME 14

Date..... Monday, Jan. 7
Time..... 7:30 p.m. CT
Location..... Miami Gardens, Fla.
Venue..... Sun Life Stadium
Capacity..... 72,230
Television..... ESPN
Series Record..... Notre Dame leads 5-1
Previous Meeting..... Nov. 14, 1987
..... Notre Dame 37, Alabama 6

Notre Dame (12-0)
FIGHTING IRISH

THE GAME: The Alabama Crimson Tide will face the Notre Dame Fighting Irish in the 2013 Discover Bowl Championship Series National Championship Game on Monday, Jan. 7, 2013, at Sun Life Stadium in Miami Gardens, Fla. The Tide will be making its third appearance in the BCS title game, while the Irish are making the trip for the first time. Most recently, Alabama defeated LSU 21-0 in the 2012 championship game. The game will be televised on ESPN with Brent Musburger on play-by-play, Kirk Herbstreit as the color analyst and Tom Rinaldi and Heather Cox reporting from the sidelines. Eli Gold and Phil Savage will handle the radio call on the Crimson Tide Sports Network, with Chris Stewart serving as sideline reporter.

HEAD COACH NICK SABAN: Alabama head coach Nick Saban (Kent State, 1973) is in his sixth season with the Crimson Tide. Named the school's 27th head coach on Jan. 3, 2007, Saban has compiled a 62-13 record (67-13 before five vacated wins in 2007) at Alabama while leading the Tide to three SEC Western Division championships, two conference titles and two national championships. Saban holds a career record of 153-55-1 (.735) as a collegiate head coach, earlier serving at Toledo, Michigan State and LSU. He won his first national championship as head coach of LSU in 2003, guiding the Tigers to a 13-1 record that season. Saban has coached five conference championship teams (1990 Mid-American, plus SEC in 2001, 2003, 2009 and 2012) and 14 of his 17 teams have played in postseason bowl games, with the Tide appearing in a bowl game each year under Saban's direction. Saban is the only active coach to win three BCS national championships and the first to accomplish the feat at two different schools. He also is the only coach in SEC history to win multiple conference titles at more than one school.

RANKINGS: In the latest polls released on Sunday, Dec. 2, Alabama stands at No. 2 in *the Associated Press* rankings and the *USA Today* Coaches Poll, as well as the Harris Poll and the Bowl Championship Series standings. Notre Dame is first on all four surveys.

NOTRE DAME: Notre Dame concluded a 12-0 regular season after winning 22-13 over Southern California in the L.A. Coliseum on Nov. 24, punching its ticket to the 2013 Discover BCS National Championship Game. The Fighting Irish are led by All-America senior linebacker Manti Te'o and led by third-year head coach Brian Kelly. Notre Dame boasts four victories over top-25 teams, including wins over then-No. 17 Stanford at Notre Dame Stadium and over then-No. 8 Oklahoma in Norman. The Irish have won two games in overtime, vs. Cardinal (20-13) and Pittsburgh (29-26, in three overtimes). The Notre Dame defense leads the nation in scoring defense at 10.33 ppg (Alabama ranks second at 10.69), also ranking sixth in total defense (286.83 ypg) and fourth in rush defense (92.42 ypg). The Notre Dame offense is 49th nationally (421.33 ypg) in total offense, with its rushing offense ranking 27th (202.5 ypg) and its pass offense 75th (218.83).

RARE PAIR: Alabama fifth-year senior center Barrett Jones and Notre Dame senior linebacker Manti Te'o hold the unique distinction of being the only Division I football players in 2012 to be named an AP first team All-American AND a CoSida/Capital One first team Academic All-American ... there were 48 total players named Academic All-America (24 first team; 24 second team) and 74 on the AP All-America teams (1st/2nd/3rd) – with only two others appearing somewhere on both lists (Florida State kicker Dustin Hopkins was 1st team Academic All-America, 2nd team AP All-America; Clemson offensive lineman Dalton Freeman was a 2nd teamer on both lists) ... Jones graduated in three years (2011) with a 4.0 cumulative grade-point average as an accounting major – and days ago he graduated yet again, on Dec. 15, with his masters in accountancy (again with a 4.0) ... Te'o carries a 3.32 cumulative GPA and is majoring in design.

ALABAMA FOOTBALL QUICK FACTS

Location	Tuscaloosa, Ala.
Enrollment	33,602
Founded	April 12, 1831
Conference	Southeastern (West)
Colors	Crimson and White
Nickname	Crimson Tide
President	Dr. Judy Bonner
Athletic Director	Mal M. Moore
Faculty Athletics Representative	Dr. Kevin Whitaker

FOOTBALL HISTORY

First Season	1892
All-Time Record	826-321-43 (.712)
All-Time SEC Record	365-164-20 (.683)
National Championships	14
SEC Championships	23
First Team All-Americans	104 players, 121 times
First Team All-Conference	214 players, 285 times
Bowl Appearances	60
Bowl Victories	33

COACHING STAFF

Head Coach	Nick Saban
Alma Mater	Kent State, 1973
Collegiate Career Record (Years)	153-55-1 (17)
Alabama Record (Years)	62-13 (6)
Offensive Coordinator	Doug Nussmeier
Alma Mater	Idaho, 1994
Defensive Coordinator	Kirby Smart
Alma Mater	Georgia, 1999

TEAM INFORMATION

2011 Overall Record	12-1
2011 SEC Record/Finish	7-1/Second (West)
2011 Bowl	Allstate BCS National Championship
Bowl Result	Alabama 21, LSU 0
Final Ranking	No. 1 Associated Press
	No. 1 USA TODAY Coaches

SOUTHEASTERN CONFERENCE STANDINGS

Eastern Division

School	Overall	SEC
Georgia	11-2	7-1
Florida	11-1	7-1
South Carolina	10-2	6-2
Vanderbilt	8-4	5-3
Missouri	5-7	2-6
Tennessee	5-7	1-7
Kentucky	2-10	0-8

Western Division

School	Overall	SEC
Alabama	12-1	7-1
LSU	10-2	6-2
Texas A&M	10-2	6-2
Mississippi State	8-4	4-4
Mississippi	6-6	3-5
Arkansas	4-8	2-6
Auburn	3-9	0-8

SOUTHEASTERN CONFERENCE™

ALABAMA CAPTURES 23RD SEC CHAMPIONSHIP: Alabama won its SEC-leading 23rd conference football championship when the Crimson Tide beat No. 3 Georgia, 32-28, in the 2012 SEC Championship Game on Dec. 1 in Atlanta. The Crimson Tide has won more SEC championships than any other school. It was the second SEC title for head coach Nick Saban at Alabama (he also guided theTide to 2009 SEC title). Alabama won the first SEC championship during the 1933 season, as head coach Frank Thomas led the Crimson Tide to a 5-0-1 conference record. Thomas led Alabama to four SEC championships. Paul "Bear" Bryant directed the Crimson Tide to six national championships and 13 SEC titles during his 25-year run in Tuscaloosa. Alabama won five straight SEC championships from 1971-75 and captured eight of the 10 SEC championships from 1970-79. In addition to Saban, Thomas and Bryant, Alabama has been led by four other coaches who have won SEC titles: Harold "Red" Drew (1953), Bill Curry (1989), Gene Stallings (1992) and Mike DuBose (1999). In addition to its 23 SEC championships, Alabama earlier won four Southern Conference titles (1924, 1925, 1926 and 1930), giving the school 27 total conference football championships.

AWAY FROM THE FRIENDLY CONFINES: As successful as Alabama has been at Bryant-Denny Stadium in the Saban era, the Crimson Tide have been almost as dangerous away from home. Alabama brings a 13-game winning streak away from Bryant-Denny Stadium into the 2013 Discover BCS National Championship Game against Notre Dame. The 13-game streak includes both true road games and neutral-site games and dates back to a 24-21 loss at LSU on Nov. 6, 2010. The streak also includes victories over LSU (Baton Rouge and New Orleans), Michigan (Dallas), at Penn State, at Florida, at Arkansas and at Auburn. The current streak is the second-longest of its kind in Alabama history behind a 19-game streak that began on Sept. 24, 1977, and ended on Nov. 1, 1980. Since 2008, the Crimson Tide is 28-4 (.875) away from Bryant-Denny Stadium, including a 3-1 record in bowl games. During that time, Alabama is 32-3 at Bryant-Denny Stadium (.914).

ONE OF THE WINNINGEST CLASSES OF ALL TIME: Alabama's 2012 senior class has won a school record-tying 48 games over the past four seasons while losing only five contests. The 48 wins is tied for the second most in college football history and ranks among the best four-year totals in Southeastern Conference history (Florida won 48 games from 2006-09 and Alabama won 48 from 2008-11). Nebraska holds the record for senior class wins among BCS schools, with the 1997 Cornhuskers class posting a 49-2 record and three national championships. Earlier senior classes from Oklahoma (2003), Southern California (2005 & 2006), Florida (2009) and Alabama (2011) all have accumulated 48 wins.

Most Wins by a Senior Class (all-time; among BCS schools)

Team	Senior Season	Record	National Titles
1. Nebraska	1997	49-2	3
2. ALABAMA	**2012**	**48-5**	**2**
Alabama	2011	48-6	2
Florida	2009	48-7	2
Southern California	2006	48-4	2
Southern California	2005	48-4	2
Oklahoma	2003	48-6	1
8. Oklahoma	2004	47-7	0
9. Miami	2003	46-4	1
Florida	1996	46-6	1

SENIOR CLASS SUCCESS: The Crimson Tide has 60 victories since the start of the 2008 season, the most in a five-year span in SEC history and tied with Nebraska (1993-1997) for the most in major college football. By beating Auburn on Nov. 24, the Crimson Tide passed the SEC record (58) established by the Florida teams of 2005-09.

ALABAMA LEADS FOR MOST WINS SINCE 2008: Dating back to the start of the 2008 season, Alabama has won 60 games (most in the Football Bowl Subdivision). The Crimson Tide won 12 games in 2008, followed by a perfect 14-0 record in 2009, a 10-3 mark in 2010 and a 12-1 record in 2011. Alabama is 12-1 this season.

Total Wins (since 2008)

Team	Wins	(2008+2009+2010+2011+2012)
1. ALABAMA	**60**	**12+14+10+12+12**
2. Boise State	59	12+14+12+12+10
3. Oregon	55	10+10+12+12+11
4. TCU	54	11+12+13+11+7
5. LSU	51	8+9+11+13+9

10-WIN SEASONS: Alabama reached the 10-win milestone for the fifth consecutive season in 2012, boasting a 12-1 record. In 117 seasons, the Tide has won 10 or more games 32 times, two back of Oklahoma (34) for the most 10-win seasons in college football. Alabama has produced seven 10-win seasons since the 2002 season (2002, 2005, 2008, 2009, 2010, 2011 and 2012). Tide head coach Nick Saban is the 11th coach in school history to lead his team to a 10-win season and is the fifth coach in school history to have more than one 10-win season.

INTERCEPTION MARGIN: Over the past four seasons, Alabama's starting quarterbacks have thrown 17 interceptions in 1,260 pass attempts (one interception every 74.1 pass attempts), while the defense has recorded 76 interceptions in 53 games. The Tide's current starting quarterback, junior AJ McCarron, has thrown eight interceptions in 662 career attempts and is on pace to set school and SEC records for quarterbacks with at least 600 pass attempts. The SEC record is held by Florida's Tim Tebow (one INT every 62.2 attempts, from 2006-09) while McCarron is averaging one interception every 82.8 attempts in his career. In 2012, McCarron has thrown a pick every 95.3 attempts (3 in 286 attempts), which is on pace to best the SEC record set by Tennessee's Peyton Manning in 1995 (one every 95 attempts), with a min. of 200 attempts.

TURNOVERS = POINTS: Alabama has converted the 28 turnovers it has forced in 13 games this season into 149 points. At the same time, the Crimson Tide has surrendered 15 turnovers that have resulted in 24 points ... for a 149-24 advantage.

Game	Turnovers Forced	Points off Turovers
Michigan	3	14
Western Kentucky	4	21
Arkansas	5	35
Florida Atlantic	0	0
Mississippi	3	14
Missouri	3	14
Tennessee	2	13
Mississippi State	3	14
LSU	0	0
Texas A&M	0	0
Western Carolina	1	7
Auburn	3	14
Georgia	1	3
Total	**28**	**149**

Note: The only opponent points in 2012 that have followed an Alabama turnover were scored by Tennessee (3), LSU (7) and Texas A&M (14) ... the 15 Alabama turnovers in 2012 have led to only 24 opponent points.

TURNOVER MARGIN: Alabama enters the bowl game tied for 12th nationally in turnover margin at plus-1.00. The Crimson Tide has forced 28 turnovers (17 interceptions and 11 fumbles) while giving up only 15 possessions. Over the past 15 games, dating back to the 2011 Auburn game and the 2012 BCS National Championship Game, Alabama holds a 32-16 edge in turnover margin. UA forced a total of 10 fumbles in 2011, recovering seven. In 2012 the Tide has forced 15 and recovered 11, in 13 games.

ALABAMA VS. NO. 1: The matchup with No. 1 Notre Dame will mark only the 10th time in Alabama's storied football history that a Crimson Tide team has taken on an opponent ranked No. 1 in *the Associated Press* rankings at game time. In those games, Alabama has a record of 5-4-0 (.556), including victories over Southern California, Penn State, Miami (Fla.), Florida and LSU. A summary of those games:

Date	Result	Opponent	Score
November 30, 1957	L	Auburn	0-40
January 1, 1972 (Orange Bowl)	L	Nebraska	6-38
October 8, 1977	W	at Southern California	21-20
January 1, 1979 (Sugar Bowl)	W	Penn State	14-7
January 1, 1993 (Sugar Bowl)	W	Miami	34-13
September 6, 2003	L	Oklahoma	13-20
December 5, 2009 (SEC)	W	Florida	32-13
November 5, 2011	L (OT)	LSU	6-9
January 9, 2012 (BCS)	W	LSU	21-0

2012 HONORS & AWARDS

AMARI COOPER (Fr. • WR • Miami, Fla.)
Freshman All-American (Sporting News)
SEC All-Freshman Team (coaches)
SEC Freshman of the Week (Oct. 22)

D.J. FLUKER (Jr. • RT • Foley, Ala.)
Second Team All-American (AP)
Second Team All-American (Walter Camp)
First Team All-SEC (coaches)
Second Team All-SEC (AP)

BARRETT JONES (Sr. • C • Germantown, Tenn.)
Consensus First Team All-American • First Team All-SEC (AP & Coaches)
William V. Campbell Trophy recipient (Nat'l Football Foundation; "Academic Heisman")
Rimington Award recipient (top center)
CoSIDA Academic All-American of the Year • SEC Scholar-Athlete of the Year
Lombardi Award Finalist (top lineman/LB) • Outland Trophy Finalist (top interior lineman)
Senior CLASS Award Finalist • AFCA Good Works Team

EDDIE LACY (Jr. • RB • Geismar, La.)
First Team All-SEC (coaches)
Second Team All-SEC (AP)

ROBERT LESTER (Sr. • S • Foley, Ala.)
Second Team All-SEC (coaches)
Honorable Mention All-SEC (AP)

AJ McCARRON (Jr. • QB • Mobile, Ala.)
Third Team All-American (AP)
Johnny Unitas Golden Arm Award Finalist
Second Team All-SEC (AP)
Second Team All-SEC (coaches)

DEE MILLINER (Jr. • CB • Millbrook, Ala.)
Consensus First Team All-American
Jim Thorpe Award Finalist (top defensive back)
Bronko Nagurski Trophy Finalist (top defensive player)
First Team All-SEC (AP & coaches)
National Defensive Player of the Week (Walter Camp Foundation; Sept. 2)
SEC Defensive Player of the Week (Sept. 3)

C.J. MOSLEY (Jr. • LB • Theodore, Ala.)
Consensus First Team All-American
Butkus Award Finalist (top linebacker)
First Team All-SEC (AP)
First Team All-SEC (coaches)
SEC Defensive Player of the Week (Oct. 15)

CHANCE WARMACK (Sr. • LG • Atlanta, Ga.)
Consensus First Team All-American
First Team All-SEC (AP)
First Team All-SEC (coaches)
SEC Offensive Lineman of the Week (Oct. 29)

JESSE WILLIAMS (Sr. • DL • Brisbane, Australia)
Second Team All-SEC (AP)

T.J. YELDON (Fr. • RB • Daphne, Ala.)
SEC All-Freshman Team (coaches) • SEC Co-Freshman of the Week (Sept. 3)

Others ... **Ryan Kelly** SEC All-Freshman Team (coaches)
D.J. Pettway SEC All-Freshman Team (AP)
Adrian Hubbard SEC Def. Player of the Week (11/5)
Christion Jones SEC Co-Special Teams Player of the Week (10/1)
Kirby Smart AFCA Assistant Coach of the Year

ALABAMA IN THE AP POLL

Alabama has been ranked in 691 of the 1,054 Associated Press college football polls since 1936, according to the AP Poll Archive. The Crimson Tide owns a 417-122-8 (.770) all-time record in games when ranked in the Associated Press college football poll, including a 59-10 (.855) mark under head coach Nick Saban. The Crimson Tide also is ranked in the AP poll for the 80th consecutive week, topping its previous streak set in the mid 1990s when UA was ranked for 71 straight weeks under head coach Gene Stallings. UA was ranked No. 1 in the AP preseason poll in 2010 for the first time since 1978 and only the third time in school history.

Associated Press Top 25 - Week 15

Rank	Team (1st-Place Votes)	Record	Points	Previous Rank
1.	**NOTRE DAME (60)**	**12-0**	**1,500**	**1**
2.	**ALABAMA**	**12-1**	**1,424**	**2**
3.	Ohio State	12-0	1,302	4
4.	Florida	11-1	1,279	5
5.	Oregon	11-1	1,250	6
6.	**GEORGIA**	**11-2**	**1,213**	**3**
7.	Kansas State	11-1	1,129	7
8.	Stanford	11-2	1,094	8
9.	**LSU**	**10-2**	**1,051**	**9**
10.	**TEXAS A&M**	**10-2**	**1,025**	**10**
11.	South Carolina	10-2	907	11
12.	Oklahoma	10-2	851	12
13.	Florida State	11-2	789	13
14.	Clemson	10-2	691	15
15.	Oregon State	9-3	638	16
16.	Northern Illinois	12-1	534	19
17.	UCLA	9-4	440	17
18.	Utah State	10-2	379	20
19.	**MICHIGAN**	**8-4**	**306**	**21**
20.	Boise State	10-2	276	25
21.	Northwestern	9-3	266	22
22.	Louisville	10-2	248	NR
23.	Nebraska	10-3	227	14
24.	San Jose State	10-2	157	NR
25.	Kent State	11-2	117	18

Others Receiving Votes: Penn State 83, Vanderbilt 67, Wisconsin 62, Texas 51, San Diego State 22, Fresno State 20, Oklahoma State 15, Baylor 15, Cincinnati 15, TCU 14, Arkansas State 13, Southern California 11, Tulsa 9, Rutgers 6, Ball State 2, North Carolina 1, West Virginia 1.

2012 Opponents in BOLD

SABAN AMONG THE BEST

TOP WINNING PERCENTAGE (DIVISON I) BY ACTIVE COACHES (min. 10 Years)

Bob Stoops	Oklahoma (14)	148-36	.804
Gary Patterson	TCU (13)	116-35	.768
Mark Richt	Georgia (12)	117-40	.745
NICK SABAN	**ALABAMA (17)**	**153-55-1**	**.734**
Steve Spurrier	South Carolina (23)	207-77-2	.727

BEATING THE BEST: Alabama is 22-7 against *the Associated Press* top 25 over the past five seasons and 13-4 against *AP* top-10 teams. The Crimson Tide is 4-1 against *the AP* top 25 in 2012, with victories over No. 8 Michigan, No. 13 Mississippi State, No. 6 LSU and No. 3 Georgia, plus a loss to No. 15 Texas A&M. Alabama went 4-1 vs. top 25 teams in 2011 and 5-3 against *the AP* top 25 in 2010. Eight of the last 10 matchups have gone in favor of the Tide, with one loss coming in a 9-6 overtime defeat to LSU on Nov. 5, 2011, and a 29-24 loss to Texas A&M in 2012.

Alabama vs. *AP* Top 25 Opponents (since the start of the 2008 season)

Date	Team	Opp. Rank	Result
Aug. 30, 2008	vs. Clemson (Atlanta)	9	W, 34-10
Sept. 27, 2008	at Georgia	3	W, 41-30
Nov. 8, 2008	at LSU	15	W, 27-21 (OT)
Dec. 6, 2008	vs. Florida (Atlanta)	2	L, 20-31
Jan. 2, 2009	vs. Utah (New Orleans)	7	L, 17-31
Sept. 5, 2009	vs. Virginia Tech (Atlanta)	7	W, 34-24
Oct. 10, 2009	at Mississippi	20	W, 22-3
Oct. 17, 2009	South Carolina	22	W, 20-6
Nov. 6, 2009	LSU	9	W, 24-15
Dec. 5, 2009	vs. Florida (Atlanta)	1	W, 32-13
Jan. 7, 2010	vs. Texas (Pasadena, Calif.)	2	W, 37-21
Sept. 11, 2010	Penn State	18	W, 24-3
Sept. 25, 2010	at Arkansas	10	W, 24-20
Oct. 2, 2010	Florida	7	W, 31-6
Oct. 9, 2010	at South Carolina	19	L, 21-35
Nov. 6, 2010	at LSU	11	L, 21-24
Nov. 13, 2010	Mississippi State	17	W, 30-10
Nov. 26, 2010	Auburn	2	L, 27-28
Jan. 1, 2011	vs. Michigan State (Orlando)	7	W, 49-7
Sept. 10, 2011	at Penn State	23	W, 27-11
Sept. 24, 2011	Arkansas	14	W, 38-14
Oct. 1, 2011	at Florida	12	W, 38-10
Nov. 5, 2011	LSU	1	L, 6-9 (OT)
Jan. 9, 2012	vs. LSU	1	W, 21-0
Sept. 1, 2012	Michigan	8	W, 41-14
Oct. 28, 2012	Mississippi State	13	W, 38-7
Nov. 3, 2012	at LSU	6	W, 21-17
Nov. 10, 2012	Texas A&M	15	L, 24-29
Dec. 1, 2012	vs. Georgia	3	W, 32-28

WILLIAMS ONE OF FOUR NON-PUNTERS FROM DOWN UNDER: Senior defensive lineman Jesse Williams is one of only four Australians playing in the Football Bowl Subdivision at a position other than punter. There currently are 13 punters from Australia on FBS rosters.

Australians currently playing in FBS (non-punters)

Name	College	Pos.	Year	Hometown
Adam Gotsis	Georgia Tech	DT	Fr.	Abbotsford, Victoria
Scott Harding	Hawai'i	WR/PR	So.	Queensland, NSW
Blake Muir	Hawai'i	OL	Fr.	Sutherland, NSW
Jesse Williams	**Alabama**	**DL**	**Sr.**	**Brisbane, Queensland**

Award Notes

ALL-AMERICA HONORS FOR SIX: Four Alabama players have earned consensus first-team All-America honors in 2012: Barrett Jones, Dee Milliner, C.J. Mosley and Chance Warmack. The Tide's right tackle D.J. Fluker also earned second-team accolades from Walter Camp and the *Associated Press* while quarterback AJ McCarron was an AP third-team. Jones is a two-time All-America after being recognized by Walter Camp, *AP, Sporting News* and the Football Writers Association of America (FWAA). Milliner, Mosley and Warmack were honored by the America Football Coaches Association (AFCA) as first-team selections while also receiving first-team accolades from FWAA, *AP, SN* and Walter Camp. Alabama has seen 19 players turn in 22 first team All-America seasons over the past five years. It is the first All-America honor for Milliner, Mosley and Warmack – giving Alabama 107 first-team All-Americans in its history.

JONES RECEIVES TOP ACADEMIC AWARDS: Senior center Barrett Jones was selected as the winner of the 2012 William V. Campbell Trophy (formerly the Draddy Trophy and known as the "Academic Heisman"). He was one of 15 National Football Foundation National Scholar-Athletes (announced by the NFF and College Hall of Fame) and was awarded a $15,000 post-graduate scholarship for being a finalist, with that amount later increased to $25,000 with at the Campbell Trophy recipient. Jones is Alabama's first Campbell Trophy winner and the sixth Alabama football player to be named a NFF National Scholar-Athlete, joining Johnny Musso (1971), Randy Hall (1974), Steadman Shealy (1979), DeMeco Ryans (2005) and Greg McElroy (2010). ... Jones also was named the CoSIDA/Capital One Academic All-American of the Year for 2012 and was named to the Academic All-America team for the fourth time in his career. He joined Notre Dame's Manti Te'o as the only Division I players named AP first team All-Americans and CoSIDA first team Academic All-Americans in 2012 (see first page of notes)

JONES CAPTURES RIMINGTON TROPHY: Senior center Barrett Jones became the first Alabama player to win the Rimington Trophy, presented annually to the nation's top center. He was the Tide's third finalist, joining Antoine Caldwell (2008) and William Vlachos (2011). ... Jones also was named a finalist for both the Lombardi Award (top lineman or linebacker) and Outland Trophy (top interior lineman). The Lombardi Award is presented by the Rotary Club of Houston. Jones is Alabama's 10th Lombardi finalist and received the Outland Trophy in 2012. He is one of three Alabama players (Chris Samuels, 1999 and Andre Smith, 2008) to receive the Outland Trophy. The only Alabama player evver to receive the Lombardi Award is linebacker Cornelius Bennett (1986).

... AND A SENIOR CLASS FINALIST: Alabama offensive lineman Barrett Jones remains in the running for one more honor, as one of 10 NCAA® Football Bowl Subdivision finalists for the 2012 Senior CLASS Award® (to be announced during the bowl season). To be eligible for the award, a student-athlete must be classified as a NCAA Division I FBS senior and have notable achievements in four areas of excellence – community, classroom, character and competition.

McCARRON FINALIST FOR JOHNNY UNITAS GOLDEN ARM AWARD: Junior quarterback AJ McCarron was among final five finalists for the Johnny Unitas Golden Arm Award and was one of 16 semifinalists for the Davey O'Brien National Quarterback Award. McCarron ranks first nationally in passing efficiency (173.08) while completing 66.8 percent of his passes for 2,669 yards and a school-record 26 touchdowns versus only three interceptions in 286 attempts this season (one interception every 95.3 attempts).

ALABAMA IN THE COACHES POLL

The Crimson Tide has enjoyed much success in the coaches rankings over the past half century. The United Press International debuted the coaches poll in 1950 and ran the poll through the 1990 season. *USA Today* has administered the poll for the past 22 seasons (1991-2012). Alabama was ranked No. 1 in the 2010 preseason coaches' poll after starting out the 2009 preseason poll at No. 5. Alabama remained in the top five the entire season, reaching No. 1 after defeating Florida in the SEC Championship and holding the position to claim the national championship after defeating Texas in Pasadena. The Tide then claimed the No. 1 spot to close out the 2011 season. The Tide has compiled five UPI (1961, 1964, 1973 and 1979) and three *USA Today* (1992, 2009 and 2011) coaches poll national titles.

USA TODAY Coaches' Top 25 – Week 15

Rank	Team (1st-Place Votes)	Record	Points	Previous Rank
1.	**NOTRE DAME (56)**	**12-0**	**1,470**	**1**
2.	**ALABAMA (3)**	**12-1**	**1,417**	**2**
3.	Oregon	11-1	1,313	4
4.	Florida	11-1	1,287	5
5.	**GEORGIA**	**11-2**	**1,216**	**3**
6.	Kansas State	11-1	1,190	7
7.	**LSU**	**10-2**	**1,111**	**6**
8.	Stanford	11-2	1,047	9
9.	**TEXAS A&M**	**10-2**	**1,039**	**8**
10.	South Carolina	10-2	947	10
11.	Oklahoma	10-2	905	11
12.	Florida State	11-2	853	12
13.	Clemson	10-2	769	14
14.	Oregon State	9-3	663	17
15.	Boise State	10-2	569	15
16.	Northern Illinois	12-1	495	18
17.	Northwestern	9-3	444	20
18.	Louisville	10-2	409	23
19.	UCLA	9-4	408	16
20.	Utah State	10-2	334	22
21.	Nebraska	10-3	328	13
22.	**MICHIGAN**	**8-4**	**278**	**24**
23.	Wisconsin	8-5	115	NR
24.	San Jose State	10-2	110	NR
25.	Texas	8-4	97	21

Others Receiving Votes: Kent State 84, Vanderbilt 75, Cincinnati 46, Tulsa 32, Fresno State 31, Rutgers 29, San Diego State 23, Arkansas State 20, **MISSISSIPPI STATE 9**, Arizona State 8, Louisiana Tech 2, Southern California 2.

2012 Opponents in BOLD

MILLINER FINALIST FOR NAGURSKI & THORPE AWARDS: Junior defensive back Dee Milliner was among five finalists for the 2012 Bronko Nagurski Award (top defensive player), alongside South Carolina end Jadeveon Clowney, Georgia linebacker Jarvis Jones, Notre Dame linebacker Manti Te'o and Florida State end Bjoern Werner. Milliner also was among three finalists for the 2012 Jim Thorpe Award (top defensive back), along with another SEC Mississippi State's Johnathan Banks) and Fresno State's Phillip Thomas. Milliner has 51 tackles with four tackles for loss, two interceptions and 18 pass breakups.

SMART RECEIVES AFCA ASSISTANT COACH OF THE YEAR AWARD: Alabama defensive coordinator Kirby Smart was named the American Football Coaches Association Assistant Coach of the Year. Smart similarly received the Broyles Award in 2009. Under Smart's direction, the Alabama defense is one of the best in the nation, leading the nation in total defense (246.00 ypg) and rushing defense (79.77 ypg) in 2012 while ranking No. 2 in scoring defense (10.69 ppg), No. 8 in pass efficiency defense (101.56 rating) and sixth in pass defense (166.23 ypg). His defenses have helped Alabama win two BCS national titles in the past three years and five of his defenders earned All-America honors in 2011. Six players on the defensive side of the ball have been drafted in the first round in the previous three years.

2012 ALABAMA ROSTER BREAKDOWN

CLASS	Total
Seniors	17
Juniors	27
Sophomores	31
Redshirt Freshmen	13
Freshmen	24

MOST GAMES PLAYED

Michael Williams	53
Barrett Jones	52
Nico Johnson	49
Robert Lester	47
Chance Warmack	44

CONSECUTIVE GAMES PLAYED

Michael Williams	53
Nico Johnson	47
Robert Lester	44

MOST GAMES STARTED

Barrett Jones	49
Michael Williams	40
Cade Foster	39
Robert Lester	39
Carson Tinker	39
Chance Warmack	39

CONSECUTIVE GAMES STARTED

Cade Foster	39
Robert Lester	39
Carson Tinker	39
Chance Warmack	39

CURRENT PLAYERS THAT HAVE NOT MISSED A GAME

Michael Williams	53

2012 ROSTER - BY HOME STATE/COUNTRY

47 - Alabama
20 - Georgia
10 - Florida
6 - Louisiana
5 - Tennessee
5 - Texas
4 - Maryland
4 - North Carolina
3 - Mississippi
4 - Ohio
2 - South Carolina
1 - Arizona
1 - Australia
1 - California
1 - Connecticut
1 - Virginia

Defensive Notes

DEFENSIVE RANKINGS: The Crimson Tide defense was No. 1 in all five major defensive categories in 2011 and has been near the top of the rankings throughout the 2012 season. Alabama leads the nation in total defense (246.00 ypg) and rush defense (79.77 ypg), also ranking second scoring defense (10.69 ppg), sixth in pass defense (166.23 ypg) and eighth in pass efficiency defense (101.56). The Tide is No. 2 in the nation in red zone defense (allowing scores on 17-of-27 trips inside the Tide's 20-yard line) and fewest first downs allowed per game (13.54).

RED ALERT: In 2012, the Tide has allowed its opponents to come away with points on only 63 percent of opportunities in the red zone (17 of 27) to lead the nation. The Tide's defense has surrendered 14 touchdowns and three field goals this season from inside the red zone while allowing opposing offenses to enter the red zone only 27 times in 13 games. Overall, Alabama has surrendered 16 touchdowns and five field goals on defense this season. The Tide allowed only nine touchdowns by opposing offenses all of 2011 and only six touchdowns and two field goals inside the red zone. UA also led the nation in 2011 red zone defense , allowing scores only 59 percent of the time (10 of 17). Alabama tied for fourth in 2010 and tied for second in 2009, with both teams allowing a score on 67 percent of opponent red-zone opportunities.

YARDS HARD TO COME BY: Since the 2011 Capital One Bowl against Michigan State, the Alabama defense has not surrendered yards easily. Over that 27-game span, the Tide defense has allowed only four opposing teams to reach 300 total yards: 341 by Georgia Southern in 2011, 435 by LSU, 418 by Texas A&M and 394 by Georgia in 2012. Teams have been held under 200 total yards 14 times and below 100 total yards twice. Rushing against the Tide has been even more difficult over that span, as teams have been held to under 100 rushing yards 21 times, under 50 yards 11 times and in negative yardage twice.

MOSLEY LEADING ALABAMA DEFENSE: Junior linebacker and Butkus Award finalist C.J. Mosley has developed into one of the best playmakers on the 2012 Alabama defense. The Theodore, Ala., native has a team-best 99 tackles, seven tackles for loss (-46 yards), four sacks (-34 yards), two interceptions (one returned for a touchdown), three quarterback hurries, two pass breakups, one forced fumble and one recovered fumble – for a defense that leads the nation in total defense (246.0 ypg) and rushing defense (79.77 ypg) while ranking second in scoring defense (10.96 ppg). Mosley is a consensus first team All-American and All-SEC selection.

HUBBARD BECOMING PASS-RUSHING THREAT: Sophomore outside linebacker Adrian Hubbard has developed into one of the Crimson Tide's top pass-rushing threats in 2012. He leads the team with 10 tackles for loss (-49 yards) and six sacks (-39). Hubbard is seventh on the team with 39 total tackles while adding four quarterback hurries and a team-best three forced fumbles (tied for fifth in the SEC). Hubbard has a sack in each of the past two games for the Tide.

LESTER GETS 14TH CAREER INTERCEPTION: In Alabama's win over Auburn on Nov. 24, senior safety Robert Lester corraled 14th career interception, tied for the third-most in Alabama history. Lester also ranks eighth in career interception return yards with 183. He has four interceptions in 2012 to tie for sixth in the SEC.

MOSLEY TIES SCHOOL MARK FOR INTERCEPTIONS FOR A TD: Junior C.J. Mosley intercepted a pass and returned it 16 yards for a touchdown against Michigan in the 2012 pener, his third interception return for a score in his Alabama career to tie Antonio Langham's school record (1990-93). Mosley had two TD returns in 2010 (vs. Florida and Georgia State) and has five career interceptions, with other picks coming against LSU in the 2011 BCS title game and at Tennessee in 2012.

MILLINER TIED FOR SECOND NATIONALLY IN CAREER PASSES DEFENDED: Junior Dee Milliner ranks third nationally among active players with 34 pass breakups during his three years at the Capstone. His 34 career passes defensed are second in the Tide career record book while his 18 this season ranks third.

Active Career Leaders for Passes Defended

1.	Leon McFadden, San Diego State	Sr.	37
2.	**DEE MILLINER, ALABAMA**	**Jr.**	**34**
	Deron Wilson, Southern Miss.	Jr.	34
4.	Dustin Harris, Texas A&M	Sr.	29
	Micah Hyde, Iowa	Sr.	29
	Phillip Gaines, Rice	Jr.	29

MILLINER EXPERIENCE BOLSTERS TIDE DEFENSE: Junior cornerback Dee Milliner may not be listed as a returning starter, but it is hard to ignore his experience. Milliner, who has developed into a consensus All-American, boasts 28 career starts in his three years of action at the Capstone. He started 11 games as a freshman in 2010 and then served as the Crimson Tide's third cornerback in 2011 (making six starts) and was on the field more than several starters, due to a high percentage of nickel and dime defense. Milliner has started 12 games in 2012 and logged 38 career starts. He has six career interceptions to go along with 34 pass breakups and 133 tackles, also ranking third nationally in 2012 for passes defended at 1.67 per game (18 breakups+2 picks).

10 POINTS OR FEWER: Under head coach Nick Saban, the Crimson Tide has held opponents to 10 points or fwer 40 times since the start of the 2007 season and seven times in 2012, with the most recent coming on Nov. 24 against Auburn (49-0). The Tide also has shut out four 2012 opponents (Western Kentucky, Arkansas, Western Carolina and Auburn). Alabama was successful in holding opponents to 0-10 points in nine 2011 games/ In 2010, the Tide held opponents to 10 points or lower eight times and limited opponents to that range seven times in both 2008 and '09. In 2007, Alabama posted two games in which it held opponents to 0-10 points. Alabama has shut out the opposition 10 times during the Saban era.

HOLDING OPPONENTS UNDER 300: In head coach Nick Saban's 80-game tenure at Alabama, the Crimson Tide has limited opponents to under 300 yards of total offense 52 times, or 65.0 percent of the time.

HOLDING OPPONENTS UNDER 200: During head coach Nick Saban's past 67 games at the Capstone, the Crimson Tide defense has held the opposing offense to fewer than 200 yards of total offense 26 times, including five times in 2012. In 2011, Alabama accomplished the feat eight times, limiting Kent State to 90 yards and LSU to only 92 yards in the BCS Championship Game (the second and third times a Saban defense has limited its opponent to under 100 yards of total offense). Alabama's best came in 2009 when they held Chattanooga to 84 yards of total offense. The Tide held opponents under 200 yards three times in 2010, four times in 2009 and six times in 2008.

TOUGH SLEDDING ON THE GROUND: Alabama leads the nation in giving up the fewest rushing touchdowns since the start of the 2005 season, surrendering only 59. Since head coach Nick Saban arrived in 2007, the Crimson Tide has allowed 41 rushing touchdowns while Ohio State is second (54). Alabama has surrendered nine rushing touchdowns in 2012.

PICKING UP SACKS: Alabama has been getting to the quarterback regularly as of late, bringing down the signalcaller three or more times in 10 of its past 15 games. Over that span, the Crimson Tide has racked up 40 sacks and recorded at least one sack in 14 of those 15 games. Alabama has 33 sacks in 13 games this season, tied for 26th nationally (2.54 per game) and fourth in the SEC.

RUSHING DEFENSE: Limiting opposing running backs to fewer than 100 yards is nothing new for the Crimson Tide. Alabama has surrendered only 12 individual 100-yard rushing games dating back to the 2005 season, a mark that leads the nation. Since head coach Nick Saban's arrival, the Tide has allowed only seven players to rush for more than 100 yards in a game: Georgia's Todd Gurley (122 yards on Dec. 1, 2012), LSU's Jeremy Hill (107 on Nov. 3, 2012), Georgia Southern's Dominique Swope (153 on Nov. 19, 2011), Tennessee's Tauren Poole (117 on Oct. 23, 2010), Mississippi's BenJarvus Green-Ellis (131 on Oct. 13, 2007), Houston's Anthony Alridge (100 on Oct. 6, 2007) and Darren McFadden of Arkansas (195 on Sept. 15, 2007).

Fewest 100-Yard Rushers Allowed (FBS teams since 2005)

1. ALABAMA	**12**
2. Boston College	15
3. Boise State	16
Ohio State	16
5. Penn State	26

2012 ALABAMA COACHING STAFF PLAYERS OF THE WEEK

The Alabama coaching staff recognizes players of the week after each game. Below is a game-by-game look at the 2012 Tide players of the week:

MICHIGAN (announced Sept. 3)

Offense	Michael Williams, T.J. Yeldon
Defense	Dee Milliner, C.J. Mosley
Specialists	Cody Mandell, DeAndrew White

WESTERN KENTUCKY (announced Sept. 10)

Offense	AJ McCarron, Kevin Norwood
Defense	C.J. Mosley, Nico Johnson
Specialists	Cade Foster, John Fulton

ARKANSAS (announced Sept. 17+)

Offense	Chance Warmack, Eddie Lacy
Defense	Adrian Hubbard, C.J. Mosley
Specialists	Cade Foster, Dee Hart

FLORIDA ATLANTIC (announced Sept. 24)

Offense	D.J. Fluker, Eddie Lacy
Defense	Robert Lester, C.J. Mosley
Specialists	Cade Foster, Dee Hart, Vinnie Sunseri

MISSISSIPPI (announced Oct. 1)

Offense	Amari Cooper, D.J. Fluker
Defense	Dee Milliner, C.J. Mosley
Specialists	Christion Jones, Jeremy Shelley

MISSOURI (announced Oct. 15)

Offense	Eddie Lacy, T.J. Yeldon, Barrett Jones
Defense	C.J. Mosley, Dee Milliner
Specialists	Landon Collins, Brent Calloway, Jeremy Shelley

TENNESSEE (announced Oct. 22)

Offense	Amari Cooper, AJ McCarron, Michael Williams
Defense	Dee Milliner, Deion Belue, Vinnie Sunseri
Specialists	Cyrus Jones, T.J. Yeldon, Nico Johnson

MISSISSIPPI STATE (announced Oct. 29)

Offense	T.J. Yeldon, Michael Williams, Chance Warmack
Defense	C.J. Mosley, Denzel Devall
Specialists	Cody Mandell, John Fulton, Christion Jones, Cyrus Jones

LSU (announced Nov. 5)

Offense	Cyrus Kouandjio, D.J. Fluker, Kevin Norwood
Defense	Adrian Hubbard, Xzavier Dickson
Specialists	Cody Mandell, Vinnie Sunseri

TEXAS A&M (announced Nov. 12)

Offense	Eddie Lacy, Amari Cooper
Defense	C.J. Mosley, John Fulton
Specialists	Cody Mandell

WESTERN CAROLINA (announced Nov. 19)

Offense	Anthony Steen, Michael Williams, Chance Warmack
Defense	Nico Johnson, C.J. Mosley
Specialists	Brent Calloway, Landon Collins

AUBURN (announced Nov. 26)

Offense	Barrett Jones, AJ McCarron, Amari Cooper, Eddie Lacy
Defense	Jeoffrey Pagan, Robert Lester
Specialists	Landon Collins, Reggie Ragland

GEORGIA (announced Dec. 3)

Offense	Offensive Line, Vogler, M. Williams, K. Johnson, Lacy, Yeldon
Defense	C.J. Mosley, Trey DePriest, HaHa Clinton-Dix
Specialists	Cade Foster, Cody Mandell, Lancon Collins

PLAYER OF THE WEEK LEADERS:

C.J. Mosley	9
Eddie Lacy	5
Amari Cooper	4
Cody Mandell	4
Dee Milliner	4
Michael Williams	4
T.J. Yeldon	4

Offensive Notes

A BALANCED ATTACK: Alabama has fielded one of the most balanced offenses in the nation over the past four years. That trend has continued in 2012, as the Crimson Tide has gained 2,920 yards rushing and 2,788 yards passing, a difference of only 132 yards. Since the 2009 season, Alabama has passed for 11,611 while rushing for 11,097, a difference of only 514 yards.

SCORING STREAK CONTINUES: With Eddie Lacy's 41-yard touchdown run in the second quarter against Georgia on Dec. 1, Alabama has scored in 155 consecutive games – the longest streak in program history.

RED ZONE EFFICIENCY: Alabama enters the BCS Championship game having scored in 51 of its 57 red zone trips, tied for 15th in the nation in that category at 89 percent. The Crimson Tide has scored 317 points from inside the red zone with 41 touchdowns (30 rushing, 11 passing) and 10 field goals. Alabama's 89-percent red zone efficiency is second in the SEC behind Mississippi (90%; 37 for 41).

LACY AND YELDON BOTH CRACK 1,000 YARDS RUSHING: Alabama junior Eddie Lacy (1,182 yards) and freshman T.J. Yeldon (1,000 yards) became the first pair of running backs in Alabama history to rush for 1,000 yards in the same season. Lacy ranks fourth in the SEC and 42nd nationally with 90.92 yards per game while Yeldon in ninth in the league (76.92). Lacy's 16 touchdowns are tied for the fifth-most in Albama single-season history. Yeldon's 11 rushing scores are one shy of matching Mark Ingram's Alabama freshman record of 12, set in 2008.

TIDE SETS SCORING MARK: The 2012 Alabama offense has set a prorgam record for points scored (500) and offensive touchdowns (62), doing so in 13 games. The Crimson Tide surpassed the 1973 team, which scored 477 points and 61 offensive touchdowns. With 5,708 yards of total offense, the 2012 team is only 65 yards shy of the school record for total offense (5,773 yards, in 2010). The Crimson Tide's 439.1 yards of total offense per game is the third-best in school history, while the 27 passing touchdowns is the most all-time and the 35 rushing touchdowns are tied for sixth. Alabama is averaging 6.92 yards per play in 2012, good for third in the school record book.

COOPER HAVING STELLAR FRESHMAN YEAR: Freshman receiver Amari Cooper is turning in a fantastic freshman season and nearing many of the Alabama freshman marks set by Julio Jones in 2008. The Miami native leads the 2012 team with 53 receptions for 895 yards and nine touchdowns. The nine receiving touchdowns is an Alabama freshman record and ties Dennis Homan (1967) for the second-most in a season in school history – one back of Al Lary's school record of 10 set in 1950. Cooper is five catches the Tide freshman record for receptions (58) and 29 yards behind the rookie receiving yards mark (924 yards), both held by Jones.

EXPLOSIVE PLAYS: Explosive plays are a staple of one of the nation's most balanced and proficient offenses. The Crimson Tide coaching staff defines explosive plays as passes over 15-plus yards and runs of 12 or more. Alabama has totaled 70 "explosive" pass plays in 2012, including 42 pass plays of 20-plus yards from quarterback AJ McCarron. Freshman Amari Cooper leads the receivers with 26 "explosive" receptions. On the ground, the Tide has totaled 69 rushes of 12-plus yards, led by junior Eddie Lacy's 26 and 25 from freshman T.J. Yeldon.

McCARRON SETS SEASON TD PASS MARK: AJ McCarron's 26 touchdown passes is an Alabama season record. He tossed a 29-yard strike to Christion Jones against Western Carolina on Nov. 17 to set the mark (21), surpassing Greg McElroy's 20 in 2010. McElroy's mark was set in 13 games that season; McCarron moved past it in 11 games.

McCARRON MOVING UP ON CAREER TD PASSES LIST: With one touchdown pass against Georgia on Dec. 1, AJ McCarron now has 45 career touchdown passes. That total ranks second in Alabama history behind only John Parker Wilson (47, from 2005-08).

McCARRON PASSING TOUCHDOWNS: Over the past 16 games, junior quarterback AJ McCarron has been finding the end zone at a frequent rate, totaling 32 scoring tosses over that span. In nine of the past 16 games, McCarron has thrown two or more touchdowns. The signalcaller has thrown two or more in seven of the 13 games this season, setting a career high for multi-passing touchdown games. He has equaled his single-game high of four touchdowns three times during that span, against Western Kentucky, at Tennessee and vs. Auburn.

WINS PILING UP FOR McCARRON AT QB: AJ McCarron has started 26 games over the past two seasons at quarterback for the Crimson Tide. During that time, he has compiled a 24-2 record (.923) and won a BCS National Championship Game. His 24 wins at Alabama ranks sixth behind Jay Barker (35), Jeff Rutledge (33), Harry Gilmer (30), Pat Trammell (26) and Greg McElroy (25). The .923 winning percentage is second in Crimson Tide history, trailing only Jay Barker's .934 (35-2-1) from 1991-94.

TWO-MINUTE DRILL: In a 21-17 comeback win over No. 5 LSU on Nov. 3, quarterback AJ McCarron displayed another weapon in his arsenal– the two-minute drill. He led the Crimson Tide on a pair of two-minute drives, one at the end of each half. McCarron went a combined 7-for-8 passing for 109 yards and two touchdowns – one rushing and one passing. The drive at the end of the first half began at the 1:08 mark and went 54 yards on eight plays, with McCarron running it in from nine yards out. The game-winning drive was even more impressive, covering 72 yards (5 plays) in only 49 seconds. McCarron found T.J. Yeldon on a screen pass that covered the final 28 yards and gave Alabama the win.

EFFICIENT IN PASSING GAME: AJ McCarron ranks No. 1 nationally in passing efficiency with a 173.08 mark. He has tossed 26 touchdowns with only three interceptions this season (286 pass attempts). McCarron has completed 66.8 percent of his passes for 2,669 yards.

RUSHING TO SUCCESS: Alabama rushed for 350 yards against Georgia on Dec. 1. The Crimson Tide is 49-0 since the start of the 2008 season when rushing for at least 150 yards. The Tide has averaged 84.57 yards per game (592 yards) in its seven losses since 2008, with the highest rushing total during those losses coming against Florida in the 2008 SEC Championship Game (136).

LACY LEADS RUSHING ATTACK: Junior running back Eddie Lacy has 1,182 yards rushing on 184 attempts in 2012, for an average of 6.4 yards per carry. In the SEC Championship against Georgia, he rushed for a career-high 181 yards and scored two touchdowns en route to being named the game's MVP. The Geismar, La., native has four 100-yard rushing games in 2012 and five for his career. He enters the bowl game having rushed for at least 92 yards in each of the Tide's past four games.

YELDON SHINES IN DEBUT SEASON: Running back T.J. Yeldon is second on the team with 1,000 yards rushing, on 154 carries and 11 touchdowns. Yeldon became the first Alabama true freshman to rush for more than 100 yards in his debut, in the win over Michigan, finishing with 111 yards and one rushing touchdown. Yeldon gained 144 yards at Missouri and followed that with 129 at Tennessee. He is the seventh Alabama running back to crack the century mark since head coach Nick Saban arrived in 2007. Mark Ingram was the previous true freshman to gain at least 95 yards in his debut, running for 96 against Clemson in the 2008 season opener.

Alabama 100-Yard Rushers Under Nick Saban

Player	100-Yard Games
1. Trent Richardson	13
2. Mark Ingram	12
3. Glen Coffee	6
4. EDDIE LACY	**5**
5. T.J. YELDON	**4**
6. Terry Grant	3
7. Jalston Fowler	1

BALL PROTECTION: Alabama has protected the football better than any team in the country over the past five years. In its past 67 games, the Tide has turned the ball over only 72 times (42 fumbles, 30 interceptions) for 1.07 turnovers per game, better than Ohio State's second-best 1.23 (79 turnovers, 64 games). Since 2009, that mark is even better as the Tide has turned the ball over only 53 times in 53 games (1.00/gm). Since 2009, UA starting quarterbacks have thrown an impressively low 17 interceptions in 1,262 attempts (one INT every 74.2 attempts). Dating back to the 2009 season, the top two running backs in the rotation have lost a fumble only seven times. Over that 67-game span, the Tide's top two running backs have recorded 1,407 touches – better than 200 touches (201) per lost fumble.

BARRETT JONES – MR. VERSATILITY: Senior All-American Barrett Jones started at right guard in 2009 and 2010 before adding more responsibilities to his resumé in 2011. Jones started at left tackle in '11 and also saw snaps at left guard, right tackle and center. The 2011 Outland Trophy recipient (top interior lineman), Jones has 49 career starts: 25 at right guard, 11 at left tackle, and 13 at center (all in 2012). Jones received the 2012 Rimington Trophy (top center) and was a finalist for both the Outland Trophy and the Lombardi Award (top lineman/linebacker). His 2011 honors also included the ARA Sportsmanship Award and the Wuerffel Trophy for his commitment to the community and academics.

O-LINE EXPERIENCE A KEY: The Alabama offensive line has been one of the most recognized and skilled groups in the country. Preseason magazines, including *Athlon Sports* and *Phil Steele*, ranked Alabama's offensive line as the No. 1 unit in the country. The line now represents 160 career starts, with senior center Barrett Jones claiming 49. Chance Warmack has made 39 starts at left guard, while D.J. Fluker has 35 at right guard. Junior Anthony Steen has been a 24-game starter at right guard and the newest addition, left tackle Cyrus Kouandji, has 13 starts to his credit.

Special Teams Notes

SHELLEY LONE PERFECT KICKER: Senior Jeremy Shelley is the only kicker in the nation yet to miss an extra point or a field goal in 2012. He has hit all 63 of his extra-point attempts and all 11 field goals. Six of Shelley's field goals have come from the 20-29 yard range, while the other five have been from 30-39. His season-long kick is 38. The Tide has one unsuccessful PAT conversion, but that play was credited as a team miss after a mishandled snap.

KICKOFF RETURN FOR A TOUCHDOWN: Christion Jones answered a Mississippi touchdown on Sept. 29, with a 99-yard kickoff return for a touchdown, the first by a Crimson Tide player since Trent Richardson found the end zone from 91 yards away at Duke on Sept. 18, 2010. The 99-yard return is tied for the eighth longest in school history. Jones is averaging 30.3 yards on six kickoff returns this season.

FOSTER DIALS IN FROM DEEP: With a career-long 52-yard field goal against Florida Atlantic on Sept. 22, Cade Foster became the first Alabama kicker since Neal Thomas in 2000 to connect on three 50-plus yard field goals in the same season. His 52-yarder was the longest by a Tide kicker since Leigh Tiffin hit from 52 against Utah in the Sugar Bowl on Jan. 2, 2009.

KICKOFF PROWESS: Alabama kicker Cade Foster recorded five touchbacks in the first half against Arkansas and then had six against Florida Atlantic. Foster later collected a career-high seven touchbacks this season against Mississippi, plus three at Missouri, four at Tennessee and three vs. Western Carolina. The Tide's 42 touchbacks in 2012 have exceeded the total from a year ago (kickoffs were moved up to the 35-yard line this season).

MANDELL HAVING BIG SEASON: Junior punter Cody Mandell is enjoying his finest season for the Tide, averaging 43.8 yards per punt on 46 attempts. He has placed 17 of 46 punts inside the 20-yard line and has 12 punts of 50-plus yards, including a season-long 61-yarder against Mississippi State and a 60-yarder against Texas A&M. Mandell is within range of compiling one of Alabama's top-10 seasons for punting average (he needs to average 41.9 yards per punt and have a minimum of 50 attempts to qualify).

Series Notes

THE ALABAMA-NOTRE DAME SERIES: Alabama and Notre Dame have met six times, with the Irish holding a 5-1 series lead. The most recent game came in 1987, when the No. 7 Irish beat the visiting 10th-ranked Tide, 37-6. Two of these matchups have come in the postseason, including one "Game of the Century" when No. 3 Notre Dame topped No. 1 Alabama, 24-23, in the 1973 Sugar Bowl. The very next year the two powers met again, this time in the 1975 Orange Bowl to close out the 1974 season – and the Irish again beat the Tide, 13-11, foiling Alabama's national title hopes. Notre Dame was ranked ninth entering that game while Alabama was No. 2. The Tide's only win over the Irish was a 28-10 victory in 1986, when the Alabama was ranked second overall and Notre Dame was unranked, in a game played at Legion Field in Birmingham.

Date	Result	Site	Score	Total
Dec. 31, 1973	L	N*	23-24	23-24
Jan. 1, 1975	L	N**	11-13	34-37
Nov. 13, 1976	L	A	18-21	52-58
Nov. 15, 1980	L	H***	0-7	52-65
Oct. 4, 1986	W	H***	28-10	80-75
Nov. 14, 1987	L	A	6-37	86-112

* Sugar Bowl (New Orleans)
** Orange Bowl (Miami)
*** Birmingham

SERIES HIGHLIGHTS: Below are some highlights from past games between the Crimson Tide and Fighting Irish.

• ***1973 Sugar Bowl:*** It was the first meeting between two giants of college football – Alabama and Notre Dame. The game was the latest version of "The Game of the Century," and it certainly lived up to every inch of newspaper space and moment of air time on radio and television. Notre Dame won, 24-23, in one of the true classics of college football history. The game had everything – six lead changes, outstanding plays in all phases of the game, a tense finish and dramatic play calling. With the close victory, Notre Dame vaulted from third to first in the final *Associated Press* (*AP*) rankings. Alabama had finished first in both polls in the regular season and remained the *United Press International* (*UPI*) champion, as that ranking did not have a post-bowl survey.

• ***1975 Orange Bowl:*** A rematch of the previous year's national championship showdown produced another painful, close loss for Alabama as Notre Dame once again proved to be the spoiler for national championship dreams by upsetting the Crimson Tide, 13-11. Alabama was ranked first in the nation in the *United Press International* (*UPI*) poll and second by *the Associated Press* (*AP*) going into the game, with Notre Dame being eighth and ninth. Notre Dame built a 13-0 lead in the first half and withstood a furious Alabama rally in the game's final minutes.

• ***1987:*** The previous meeting between the programs (25 seasons ago) restulted in a 37-6 Notre Dame victory. The starting lineups for both teams that day featured several future NFL players, most notably:
... For Alabama: linebackers Derrick Thomas and Keith McCants, running back Bobby Humphrey and tight end Howard Cross.
... For Notre Dame: flanker Tim Brown, running backs Ricky Watters and Anthony Johnson, defensive back Todd Lyght, tight end/OL Andy Heck, and offensive lineman Tim Grunhard.

(One year earlier, the 1986 Alabama team, also featuring linebacker Cornelius Bennett, beat the Irish 28-10 in Birmingham, with future NFL signalcaller Steve Beuerlein directing the Irish offense ... Tony Rice was the ND quarterback in the 1987 game vs. Alabama).

Bowl Game Notes

BOWLING WITH THE TIDE IN MIAMI: Alabama has college football's most storied bowl history. The Crimson Tide have posted a 33-22-3 (.595) all-time record in its 59 previous bowl appearances (not including a vacated victory in the 2006 Cotton Bowl). Alabama, making its 60th bowl appearance, owns the record for most bowl games played (59) and most victories (33). The Crimson Tide is going bowling for the ninth year in a row, after playing in the Music City Bowl (2004), Cotton Bowl (2006) and Independence Bowl (2006-07), the Sugar Bowl (2009), the Citi BCS National Championship Game (2010), the Capital One Bowl (2011) and the Allstate BCS National Championship Game (2012) over the past eight seasons. Alabama's bowl history dates back to Jan. 1, 1926, at the Rose Bowl, where coach Wallace Wade's team upset the Washington Huskies, 20-19, to finish Alabama's first perfect season (10-0). The landmark win over the Huskies also secured the Crimson Tide the 1925 national championship, the first of 14 titles claimed by the school. Alabama has played in 17 different bowl games in its history, including eight visits to the Orange Bowl (won 4, lost 4). The Crimson Tide is making its third visit to the BCS National Championship Game. Alabama has played bowl games in eight different states: Arizona, California, Florida, Hawai'i, Louisiana, Pennsylvania, Tennessee and Texas. The Tide also have played bowl games in 19 different stadiums. Alabama players have garnered 47 MVP awards in the 59 previous bowl games. Another 21 players and coaches have been selected to various all-time bowl teams.

ALABAMA SEEKS 15th NATIONAL CHAMPIONSHIP: The second-ranked Crimson Tide will be playing for its 15th national championship at the 2013 Discover BCS National Championship Game on Monday, Jan. 7, 2013, in Miami Gardens, Fla. Alabama has won or claimed national championships in 1925, 1926, 1930, 1934, 1941, 1961, 1965, 1966, 1973, 1978, 1979, 1992, 2009 and 2011. The combined record of the 14 national championship teams is 157-7-2.

All-Time Bowl Appearance Leaders

Rank		Appearances
1.	**ALABAMA**	**59**
2.	Tennessee	50
	Texas	50
4.	Nebraska	49
5.	Georgia	48
	Southern California	48
7.	Oklahoma	47
8.	Penn State	45
9.	LSU	44
	Ohio State	44

All-Time Leaders – Bowl Victories

Rank		Wins
1.	**ALABAMA**	**33**
2.	Southern California	30
3.	Penn State	27
4.	Georgia	26
	Oklahoma	26
	Texas	26
7.	Nebraska	25
	Tennessee	25
9.	Florida State	24
10.	Georgia Tech	22

NO. 1 VERSUS NO. 2 MATCHUPS: The 2013 BCS National Championship Game will mark the 48th time since the inception of *the Associated Press* (*AP*) football poll in 1936 that the No. 1 and No. 2-ranked teams have met. Alabama is ranked No. 2 in the AP poll entering the game while undefeated Notre Dame is the unanimous No. 1 team. Alabama and LSU met twice as No. 1 vs. No. 2 in 2011, with the No. 2 team winning both games, including the Tide's 21-0 win in the BCS title game. LSU edged the Crimson Tide in overtime on Nov. 5, 2011, that season's other meeting between the nation's No. 1 and No. 2 teams. The first game matching teams filling the top two spots in the *AP* rankings came on Oct. 9, 1943, when No. 1 Notre Dame defeated No. 2 Michigan, 35-12. There have been only 23 regular-season meetings (not counting the 2008 and 2009 SEC championship games between Alabama and Florida) between the No1. and No. 2 teams. Alabama has played in five No. 1 vs. No. 2 games in the previous four years, going 3-2 in those matchups. Alabama is 5-3 in its previous eight games matching No. 1 vs. No. 2 – with wins over Penn State (1979 Sugar Bowl), Miami (1993 Sugar Bowl), Florida (2009 SEC Championship Game), Texas (2010 BCS National Championship Game) and LSU (2012 BCS National Championship Game) ... plus losses to Nebraska (1972 Orange Bowl), Florida (2008 SEC Championship Game) and LSU (2011 regular season).

CRIMSON TIDE BOWL HIGHLIGHTS: Below are some highlights of the Crimson Tide's storied bowl history that dates back to the 1925 season:

• Alabama made its bowl debut on Jan. 1, 1926, with a 20-19 come-from-behind win over Washington. The Crimson Tide erased a 12-0 halftime deficit with a 20-point third quarter to earn its first bowl win. Pooley Hubert scored the first touchdown in Alabama bowl history with a 1-yard run in the third quarter. Johnny Mack Brown had two touchdown receptions (59 yards and 27 yards) in the win.

• The Tide captured back-to-back national championships with Rose Bowl wins in 1926 and 1927. In fact, the Tide's first five bowl appearances came at the Rose Bowl. Alabama went 3-1-1 in those games, with wins over Washington (1926), Washington State (1931) and Stanford (1935).

• Alabama great Harry Gilmer rushed for 113 yards in the 1946 Rose Bowl win over Southern California. The 113 rushing yards ranks 15th on the all-time bowl list for quarterback rushing stats. Gilmer had eight straight pass completions, the ninth-highest total in bowl history.

• Alabama's Bobby Luna tied the bowl record with nine extra-point attempts (made seven) in the Crimson Tide's 61-6 win over Syracuse at the 1953 Orange Bowl. The Crimson Tide's 55-point win is the largest margin of victory in bowl history. Alabama's 61 points are the second most in bowl history (Nebraska posted a 66-17 win over Northwestern in the 2000 Alamo Bowl).

• All-American and future all-pro Lee Roy Jordan set a bowl record with 31 tackles in the Crimson Tide's 17-0 win over Oklahoma in the 1963 Orange Bowl.

• Alabama's Tim Davis drilled four field goals on a snow-covered Tulane Stadium as Alabama beat Mississippi, 12-7, on Jan. 1, 1964, at the Sugar Bowl in New Orleans. Davis connected on 4-of-5 field goals in the win. The four made field goals are tied for the sixth-most in bowl history while the five attempts equal the fourth-most.

• Quarterback Richard Todd had an excellent game against Penn State on Dec. 31, 1975, at the Sugar Bowl in New Orleans. Todd completed 10-of-12 passes in the Crimson Tide's 13-6 win over the Nittany Lions. Todd's .833 completion percentage is the fifth-highest in bowl history.

• Alabama defeated Illinois, 21-15, in coach Paul Bryant's final game as head coach of the Crimson Tide on Dec. 29, 1982, at the Liberty Bowl in Memphis. On that frigid night, senior Jeremiah Castille set an Alabama and Liberty Bowl record with three interceptions en route to game MVP honors.

• Alabama captured the school's 12th national title with a 34-13 win over top-ranked Miami in the 1993 Sugar Bowl (1992 season). Running back Derrick Lassic earned MVP honors with 135 yards rushing and two touchdowns.

• The Crimson Tide earned its 13th national title in the 2010 Citi BCS National Championship Game following the 2009 season. The Tide defeated the Texas Longhorns, 37-21. Mark Ingram was named the offensive MVP, while Marcell Dareus was selected as the defensive MVP.

• The Crimson Tide won its 14th national title in the 2012 Allstate BCS National Championship Game. Alabama posted a 21-0 shutout of top-ranked LSU inside the Mercedes-Benz Superdome. AJ McCarron was the offensive MVP, throwing for 234 yards, while Courtney Upshaw was the defensive MVP with seven tackles and a sack.

ALABAMA'S BOWL BREAKDOWN: Alabama has played in 17 different bowl games since its first bowl appearance following the 1925 season (1926 Rose Bowl). Overall, Alabama has made 37 of its 59 bowl appearances (38 of 60 with the 2013 BCS game) in the Cotton, Orange, Rose, Fiesta or Sugar Bowls as well as the BCS National Championship Game. Alabama is making its third appearance in the BCS National Championship Game and will be playing in its 10th game at the site of the Orange Bowl (eight Orange Bowls and the 1991 Blockbuster Bowl). Alabama has a .500 or better winning percentage in 14 of the 17 different bowls. Below is the record breakdown at each game in which the Crimson Tide has played.

Alabama's Bowl Breakdown

Bowl (Appearances)	Alabama Record
Sugar Bowl (13)	8-5 (.615)
Orange Bowl (8)	4-4 (.500)
Cotton Bowl (7)	3-4 (.429)
Rose Bowl (6)	4-1-1 (.750)
Liberty Bowl (4)	2-2 (.500)
Sun Bowl (3)	3-0 (1.00)
Independence Bowl (3)	2-1 (.667)
Gator Bowl (2)	1-1 (.500)
Bluebonnet Bowl (2)	0-0-2 (.500)
Music City Bowl (2)	0-2 (.000)
BCS Championship Game (2)	2-0 (1.00)
Aloha Bowl (1)	1-0 (1.00)
Blockbuster Bowl (1)	1-0 (1.00)
Capital One [Citrus Bowl] (2)	2-0 (1.00)
Hall of Fame Bowl (1)	1-0 (1.00)
Outback Bowl (1)	1-0 (1.00)
Fiesta Bowl (1)	0-1 (.000)

ALL-TIME BOWL OPPONENTS: Alabama has played 37 different opponents in its illustrious bowl history. The 2013 Discover BCS National Championship Game marks the third time that Alabama and Notre Dame have squared off in a bowl game (1973 Sugar Bowl and 1975 Orange Bowl).

CONFERENCE BOWL BREAKDOWN: Alabama has faced teams from 10 different conferences and six independents in its bowl history. Alabama has played 24 bowl games against those teams the currently comprise the Big 12, which is the most of any conference versus the Crimson Tide. Alabama's most success has come against the Pac-10/12 Conference, where Alabama has compiled a 7-1-1 (.833) all-time bowl record.

Bowl Record vs. Conferences

Conference	Alabama Record
ACC	1-1 (.500)
Big East	1-2 (.333)
Big Ten	5-3 (.625)
Big 12	10-9-1 (.525)
Mountain West	0-1 (.000)
Pac-12	7-1-1 (.833)
SEC	2-0 (1.000)
Independents	5-4 (.556)

SABAN/ALABAMA COACHES BOWL RECORDS: Alabama head coach Nick Saban is the 12th coach in school history to lead the Crimson Tide to a postseason bowl game. Saban made his Alabama bowl debut during the 2007 season with a 30-24 win over Colorado at the Independence Bowl in Shreveport, La. Saban captured the school's 13th national championship with a win over Texas in the 2010 BCS National Championship Game in Pasadena, Calif., and Alabama's 14th title with a win over LSU at the 2012 BCS National Championship Game in New Orleans. Saban made his Alabama BCS bowl debut in the 2009 Sugar Bowl with a loss to Utah and his Tide squad defeated Michigan State in the 2011 Capital One Bowl. He has taken three different schools (Michigan State, LSU and Alabama) to bowl games and is 7-6 (.538) as a head coach in 13 career bowl games. Saban has made five BCS bowl appearances, including two at LSU and three at Alabama. He led the Tigers to a win over Illinois in the 2002 Sugar Bowl and later coached LSU to the national championship win over Oklahoma in the 2004 Sugar Bowl. Saban's first bowl game as a head coach came on Dec. 29, 1995, when he led Michigan State to the Independence Bowl where the Spartans lost to LSU in Shreveport. Saban was 0-3 in bowl games at Michigan State. He also led the Spartans to the 2000 Capital One Bowl but did not coach the game, after taking the head coaching position at LSU. Saban was 3-2 (.600) in bowl games at LSU.

Alabama Bowl Records by Coach

Coach	Wins	Overall Record
Paul Bryant	12	12-10-2 (.520)
Gene Stallings	5	5-1 (.833)
NICK SABAN	**4**	**4-1 (.800)**
Frank Thomas	4	4-2 (.667)
Ray Perkins	3	3-0 (1.00)
Wallace Wade	2	2-0-1 (.833)
Dennis Franchione	1	1-0 (1.00)
Mike Shula	1	1-1 (.500)
Red Drew	1	1-2 (.333)
Bill Curry	1	1-2 (.333)
Mike DuBose	0	0-2 (.000)
Joe Kines	0	0-1 (.000)

Miscellaneous Notes

52 NATIONAL TV APPEARANCES IN 68 GAMES: Alabama's appearance on ESPN in the BCS National Championship Game will be the 52nd nationally televised game since the start of the 2008 season for the Crimson Tide. The Tide will have played 11 nationally televised games in 2012, with one game on ABC, six on CBS and four on ESPN. In 2011, Alabama played on CBS four times, while having one game on ABC, two on ESPN and ESPN2, and one game on ESPNU. In 2010, Alabama had five games on CBS, three on ESPN, two on ESPN2, one on ABC and one on ESPNU. In 2009, UA played two games on ABC (including the BCS title game), and six on CBS, while ESPN televised two more Crimson Tide games. In 2008, Alabama had 10 of its 14 games televised nationally, including five on CBS, three on ESPN, one on ABC and one on FOX.

ALABAMA'S TV RECORD: Alabama has compiled a 202-127-4 (.613) all-time record in 333 televised games (not including pay-per-view, tape-delayed or closed circuit telecasts).

TIDE 61-3 UNDER SABAN WHEN LEADING AT THE HALF: The Crimson Tide is 61-3 when leading at halftime under head coach Nick Saban. Alabama had converted 28 consecutive halftime leads into victories before seeing that streak snapped in 2010 against LSU. The first two losses in the current 61-3 run (when leading at the break) came against LSU, followed by a defeat to Auburn in 2010. In 2007, Alabama held a 20-17 halftime lead before losing to LSU, 41-34, in 2007 at Bryant-Denny Stadium. In 2010, the Tide led 10-3 at the half before the Tigers rallied for a 24-20 win in Death Valley. Alabama lost 28-27 to Auburn to close out the 2010 season, after leading 24-7 at the half. The Crimson Tide is 3-6 under Saban when trailing at halftime and 3-3 when tied at halftime. The three wins in the Saban era when trailing at the half: 34-24 over No. 7 Virginia Tech in 2009 (in Atlanta); a 24-15 over No. 9 LSU in 2009; and 24-20 at Arkansas in 2010. And Alabama's three wins under Saban when tied at halftime: at LSU in 2008, (27-21), at Auburn in 2009 (26-21) and against Tennessee in 2011 (37-6).

FRESHMEN IN ACTION: Alabama has seen 11 true freshmen debut this season: defensive backs Landon Collins and Geno Smith; wide receivers Amari Cooper and Cyrus Jones; linebacker Denzel Devall, Tyler Hayes, Dillon Lee and Reggie Ragland; running backs Kenyan Drake and T.J. Yeldon; and defensive lineman Darren Lake. Alabama also has played aa11 redshirt freshmen in 2012: tight ends Brent Calloway and Malcolm Faciane; quarterback Phillip Ely; running back Dee Hart; center Ryan Kelly,; defensive lineman LaMichael Fanning; defensive end D.J. Pettway; wide receives Marvin Shinn and Danny Woodson Jr.; and defensive backs Bradley Sylve and Jabriel Washington. Junior college transfer Deion Belue also has started and played his first seven games with the Crimson Tide, as a key member of the secondary.

CHAMPIONSHIP EXPERIENCE: Alabama returned 43 lettermen from the 2011 national championship team, but the Crimson Tide also boasts 21 veterans who were members of both the 2009 and 2011 championship teams. Eight of those players saw action for both the 2009 and 2011 teams – led by three who started at least two games in both 2009 and 2011: offensive lineman Barrett Jones, tight end Michael Williams and linebacker Nico Johnson.

Alabama veterans who were members of 2009 & 2011 title teams:

Jonathan Atchison	Kevin Norwood
Kenny Bell	Tana Patrick
Chris Bonds	*Jeremy Shelley
D.J. Fluker	*Damion Square
Kelly Johnson	Anthony Steen
*Nico Johnson	Ed Stinson
*Barrett Jones	*Carson Tinker
Eddie Lacy	*Chance Warmack
*Robert Lester	Kellen Williams
William Ming	*Michael Williams
AJ McCarron	

**indicates players who saw playing team during both championship seasons*

CONSENSUS ALL-AMERICANS: Since Nick Saban became the Alabama head coach in 2007, he has shown a knack for developing young recruits into All-Americans. Now in his sixth season with the Tide, Saban has produced the most consensus All-Americans in the nation spanning the 2007-12 season, with 16 (two of them repeart honorees) – including six offensive lineman honors, three defensive backs, three linebackers, two running backs, and two defensive lineman honors. Oklahama entered the 2012 season having totaled nine consensus All-Americans in the previous five seasons (2007-11) while Florida had seven in that five-year span. Saban's consensus All-Americans at Alabama have included:

- Antoine Caldwell (center, 2008)
- Andre Smith (offensive lineman, 2008)
- Terrence Cody (defensive lineman, 2008 and 2009)
- Rolando McClain (linebacker, 2009)
- Mark Ingram (running back, 2009)
- Mike Johnson (offensive lineman, 2009)
- Javier Arenas (cornerback, 2009)
- Mark Barron (safety, 2011)
- Dont'a Hightower (linebacker, 2011)
- Barrett Jones (offensive lineman, 2011 & 2012)
- Trent Richardson (running back, 2011)
- Dee Milliner (cornerback, 2012)
- C.J. Mosley (linebacker, 2012)
- Chance Warmack (offensive lineman, 2012)

ALABAMA DEGREES: Alabama's success on the field over the past five seasons under the direction of head coach Nick Saban also has coincided with the Crimson Tide's success in the classroom. The 2012 squad features six players who already have degrees in hand, including Barrett Jones (August, 2011), Robert Lester (December, 2011), William Ming (May, 2012), Damion Square (May, 2012), Carson Tinker (August, 2012) and Michael Williams (May, 2012). Over the past five seasons (2008-12) Alabama has seen 58 players compete for the Crimson Tide after already having graduated.

NICK'S KIDS: At Michigan State, head coach Nick Saban and his wife, Terry, started the Nick's Kids Foundation, which the Sabans have continued in Tuscaloosa. Since their arrival at Alabama, the Sabans have helped raise more than $2.5 million for "Nick's Kids" and those funds have been distributed to more than 150 charities and organizations throughout the state of Alabama.

GAMEDAY COACHING DUTIES FOR CRIMSON TIDE IN 2012: The Crimson Tide assistants have been split between the coaching booths and the sidelines in 2012. Doug Nussmeier (offensive coordinator/QBs), Burton Burns (associate head coach/RBs), Jeremy Pruitt (secondary) and Lance Thompson (outside linebackers) typically will be in the booth, while Kirby Smart (defensive coordinator/inside LBs), Chris Rumph (defensive line), Jeff Stoutland (offensive line), Bobby Williams (tight ends/special teams) and Mike Groh (receivers/recruiting coordinator) usually are on the sideline.

SCHOLARSHIP SENIORS: Alabama is tied for fourth in the nation with the fewest number of scholarship seniors, as the 2012 Crimson Tide roster includes only nine seniors. The Crimson Tide was one of four teams in the No. 1 spot until long snapper Carson Tinker was awarded a scholarship by head coach Nick Saban on Aug.t 20, 2012.

Fewest Scholarship Seniors

Team	Totals
1. Colorado	8
Indiana	8
Rice	8
4. ALABAMA	**9**
Marshall	9
Wisconsin	9

FRESHMAN ACADEMICS: Over the past three years, Alabama football has produced a total of 29 SEC First-Year Academic Honor Roll recipients to lead the SEC. The Crimson Tide was the SEC leader in honorees for the 2009-10 season (12) and the 2010-11 season (11). Alabama placed six rookies on the 2011-12 SEC First-Year Academic Honor Roll: HaHa Clinton-Dix (criminal justice), Phillip Ely (pre-business), Ryan Kelly (pre-business), Cyrus Kouandjio (pre-business), Wilson Love (pre-business) and Vinnie Sunseri (pre-business).

NFL DRAFT: Eight former Alabama players were selected in the 2012 NFL Draft, led by four first-round picks: Trent Richardson (3rd overall; Cleveland Browns), Mark Barron (7th overall; Tampa Bay Buccaneers), Dre Kirkpatrick (17th overall; Cincinnati Bengals) and Dont'a Hightower (25th overall; New England Patriots). Courtney Upshaw was the next draftee next in the second round, as the 35th overall pick by the Baltimore Ravens. The Tide then had two drafted in the fifth round: Josh Chapman by the Indianapolis Colts (136th) and DeQuan Menzie by the Kansas City Chiefs (146th). Brad Smelley rounding out Alabama's 2012 NFL draft selections, in the seventh round by the Cleveland Browns (247th). Over the past two seasons, the Tide has produced a combined eight first-round draft picks, ranking fourth all-time for most players selected over any two-year span. In the common draft era, the Tide also checks in at No. 4 for the most defensive players selected in the first round over a three-year span (6).

College Programs with Most NFL First-Round Picks (any 2-year span)

Team	Years	Picks
1. Miami	2003-04	10
2. Miami	2002-03	9
Miami	2001-02	9
4. ALABAMA	**2011-12**	**8**

NFL First-Round Defensive Players Picked (three-year span)

Team	Years	Picks
1. Miami	2002-04	9
2. Miami	2003-05	7
Miami	2001-03	7
4. ALABAMA	**2010-12**	**6**
Florida State	2005-07	6
Miami	2004-06	6

2012 ALABAMA FOOTBALL PARTICIPATION CHART

	Career G-GS	2012 G-GS	2011 G-GS	2010 G-GS	2009 G-GS	2008 G-GS	Consecutive Games	Consecutive Starts
Jonathan Atchison	14-0	8-0	2-0	4-0	RS	–	0	0
Kenny Bell	36-7	12-3	13-4	11-0	RS	–	0	0
Deion Belue	13-13	13-13	–	–	–	–	13	13
Chris Bonds	2-0	2-0	–	–	–	–	0	0
Hunter Bush	1-0	1-0	–	–	–	–	0	0
Brent Calloway	12-0	12-0	RS	–	–	–	9	0
HaHa Clinton-Dix	26-9	13-9	13-0	–	–	–	26	3
Landon Collins	13-0	13-0	–	–	–	–	13	0
Levi Cook	1-0	1-0	–	–	–	–	0	0
Amari Cooper	13-8	13-8	–	–	–	–	13	8
Trey DePriest	26-12	13-12	13-0	–	–	–	26	2
Denzel Devall	13-0	13-0	–	–	–	–	13	0
Quinton Dial	25-1	13-0	12-1	–	–	–	21	0
Xzavier Dickson	20-6	13-6	7-0	–	–	–	14	0
Kenyan Drake	11-0	11-0	–	–	–	–	0	0
Phillip Ely	6-0	6-0	RS	–	–	–	0	0
Malcolm Faciane	7-0	7-0	RS	–	–	–	0	0
LaMichael Fanning	8-0	8-0	RS	–	–	–	0	0
D.J. Fluker	36-35	13-13	13-13	10-9	RS	–	30	29
Cade Foster	39-39 (KO)	13-13	13-13	13-13	–	–	39	39
Jalston Fowler	26-0	2-0	13-0	11-0	–	–	0	0
John Fulton	36-2	11-2	13-0	12-0	–	–	0	0
Dee Hart	5-0	5-0	RS	–	–	–	0	0
Tyler Hayes	12-0	12-0	–	–	–	–	12	0
Ben Howell	8-0	7-0	–	1-0	–	–	0	0
Adrian Hubbard	22-12	13-12	9-0	–	–	–	14	5
Brandon Ivory	16-1	12-1	4-0	RS	–	–	8	0
Kelly Johnson	22-1	13-1	9-0	–	–	RS	13	0
Nico Johnson	51-21	13-5	13-7	13-7	12-2	–	48	0
Barrett Jones	52-49	13-13	11-11	11-11	14-14	3-0	15	15
Christion Jones	26-10	13-10	13-0	–	–	–	26	2
Cyrus Jones	11-0	11-0	–	–	–	–	11	0
Harrison Jones	18-0	10-0	8-0	RS	–	–	4	0
Ryan Kelly	9-0	9-0	RS	–	–	–	0	0
Arie Kouandjio	12-0	10-0	2-0	RS	–	–	0	0
Cyrus Kouandjio	20-13	13-13	7-0	–	–	–	13	13
Eddie Lacy	37-13	13-13	12-0	12-0	RS	–	20	13
Darren Lake	7-0	7-0	–	–	–	–	0	0
Dillon Lee	8-0	8-0	–	–	–	–	0	0
Robert Lester	47-39	13-13	13-13	13-13	8-0	RS	44	39
Chad Lindsay	11-0	9-0	2-0	–	–	–	0	0
Cody Mandell	38-38	13-13	12-12	13-13	–	–	15	15
Nathan McAlister	8-0	8-0	–	–	–	–	0	0
AJ McCarron	39-26	13-13	13-13	13-0	RS	–	39	26
Dee Milliner	38-28	12-12	13-6	13-10	–	–	11	11
C.J. Mosley	37-19	13-10	11-6	13-3	–	–	19	1
Kevin Norwood	36-10	12-10	11-0	13-0	RS	–	2	2
Michael Nysewander	1-0	1-0	–	–	–	–	0	0
Jeoffrey Pagan	19-0	13-0	6-0	–	–	–	14	0
Tana Patrick	28-0	13-0	10-0	5-0	RS	–	13	0
Nick Perry	28-4	13-4	9-0	6-0	–	–	13	0
D.J. Pettway	12-0	12-0	RS	–	–	–	12	0
Reggie Ragland	10-0	10-0	–	–	–	–	8	0
Jeremy Shelley	39-38 (PK)	13-13	13-12	13-13	1-0	–	35	13
Austin Shepherd	16-0	9-0	7-0	–	–	–	0	0
Marvin Shinn	13-0	13-0	RS	–	–	–	13	0
Blake Sims	15-0	9-0	6-0	–	–	–	0	0
Geno Smith	12-2	12-2	–	–	–	–	4	1
Damion Square	39-32	13-13	13-13	13-6	1-0	RS	39	26
Anthony Steen	39-24	13-13	13-9	13-2	RS	–	39	13
Ed Stinson	34-15	13-13	13-0	8-2	RS	–	27	13
Vinnie Sunseri	26-7	13-7	13-0	–	–	–	26	0
Bradley Sylve	11-0	11-0	RS	–	–	–	3	0
Carson Tinker	39-39 (SN)	13-13	13-13	13-13	RS	–	39	39
Brian Vogler	22-2	13-2	9-0	–	–	–	13	0
Chance Warmack	44-39	13-13	13-13	13-13	5-0	–	39	39
Jabriel Washington	7-0	7-0	RS	–	–	–	0	0
Ranzell Watkins	6-0	4-0	2-0	–	–	–	0	0
DeAndrew White	17-7	5-5	12-2	–	–	–	0	0
Jarrick Williams	11-0	0-0	7-0	4-0	–	–	0	0
Jesse Williams	25-25	12-12	13-13	–	–	–	11	11
Kellen Williams	16-0	10-0	5-0	1-0	–	–	0	0
Michael Williams	53-40	13-13	13-12	13-11	14-4	RS	53	20
Nick Williams	4-0	4-0	–	–	–	–	0	0
Danny Woodson Jr.	6-0	6-0	RS	–	–	–	0	0
T.J. Yeldon	13-0	13-0	–	–	–	–	13	0

2012 ALABAMA FOOTBALL STATISTICS

SCHEDULE/RESULTS/RECORD BREAKDOWN

Date	Opponent	Result	Score	Overall	SEC	Start	Time	Temp	Attend
Sat. Sept. 1	vs. No. 8 Michigan	W	41-14	1-0	—	7:12 P	3:14	Indoor	90,413
Sat. Sept. 8	WESTERN KENTUCKY	W	35-0	2-0	—	2:44 P	2:51	80°	101,821
Sat. Sept. 15	*at No. 21 Arkansas	W	52-0	3-0	1-0	2:39 P	3:08	69°	74,617
Sat. Sept. 22	FLORIDA ATLANTIC	W	40-7	4-0	—	4:07 P	2:40	86°	101,821
Sat. Sept. 29	*MISSISSIPPI	W	33-14	5-0	2-0	8:26 P	3:15	72°	101,821
Sat. Oct. 13	*at Missouri	W	42-10	6-0	3-0	2:39 P	3:36	73°	71,004
Sat. Oct. 20	*at Tennessee	W	44-13	7-0	4-0	7:05 P	3:03	61°	102,455
Sat. Oct. 27	*No. 11 MISSISSIPPI STATE	W	38-7	8-0	5-0	7:46 P	3:14	54°	101,821
Sat. Nov. 3	*at No. 5 LSU	W	21-17	9-0	6-0	7:13 P	3:34	75°	93,374
Sat. Nov. 10	*No. 15 TEXAS A&M	L	24-29	9-1	6-1	2:46 P	3:29	72°	101,821
Sat. Nov. 17	WESTERN CAROLINA	W	49-0	10-1	6-1	11:22 A	2:43	56°	101,126
Sat. Nov. 24	*AUBURN	W	49-0	11-1	7-1	2:40 P	3:09	53°	101,821
Sat. Dec. 1	vs. No. 3 Georgia	W	32-28	12-1	7-1	4:11 P	3:42	Indoor	75,642

** Southeastern Conference game.*

Overall	12-1
Home	6-1
Away	4-0
Neutral	2-0
SEC	7-1
Non-Conference	5-0
Overtime	0-0
Day	7-1
Night	5-0
Televised	11-1
Non-Televised	1-0
vs. Top 25	5-1
vs. Top 15	4-1
vs. Top 10	3-0
vs. Top 5	2-0
Scores First	10-0
Opponent Scores First	2-1
Leading after 1st Quarter	10-0
Trailing after 1st Quarter	1-1
Tied after 1st Quarter	1-0
Leading at Half	12-0
Trailing at Half	0-1
Tied at Half	0-0
Leading after 3rd Quarter	11-0
Trailing after 3rd Quarter	1-1
Tied after 3rd Quarter	0-0
Wins Coin Toss	6-1
Loses Coin Toss	6-0
Natural Grass	8-1
Artificial Surface	4-0

TEAM STATISTICS

	ALABAMA	OPPONENT
SCORING	500	139
Points Per Game	38.5	10.7
FIRST DOWNS	275	176
Rushing	147	60
Passing	117	103
Penalty	11	13
RUSHING YARDAGE	2,920	1,037
Yards gained rushing	3,212	1,424
Yards lost rushing	292	387
Rushing Attempts	525	421
Average Per Rush	5.6	2.5
Average Per Game	224.6	79.8
TDs Rushing	35	9
PASSING YARDAGE	2,788	2,161
Comp-Att-Int	199-300-3	196-361-17
Average Per Pass	9.3	6.0
Average Per Catch	14.0	11.0
Average Per Game	214.5	166.2
TDs Passing	27	7
TOTAL OFFENSE	5,708	3,198
Total Plays	825	782
Average Per Play	6.9	4.1
Average Per Game	439.1	246.0
KICK RETURNS: #-Yards	19-472	50-1,096
PUNT RETURNS: #-Yards	33-336	15-115
INT RETURNS: #-Yards	17-221	3-20
KICK RETURN AVERAGE	24.8	21.9
PUNT RETURN AVERAGE	10.2	7.7
INT RETURN AVERAGE	13.0	6.7
FUMBLES-LOST	24-12	23-11
PENALTIES-Yards	50-427	64-530
Average Per Game	32.8	40.8
PUNTS-Yards	46-2,017	78-3,324
Average Per Punt	43.8	42.6
Net punt average	39.2	37.3
KICKOFFS-Yards	92-5,837	35-2,163
Average Per Kick	63.4	61.8
Net kick average	50.8	38.3
TIME OF POSSESSION/Game	31:49	28:11
3RD-DOWN Conversions	72/154	59/182
3rd-Down Pct	47%	32%
4TH-DOWN Conversions	6/10	7/17
4th-Down Pct	60%	41%
SACKS BY-Yards	33-191	23-178
TOUCHDOWNS SCORED	65	18
FIELD GOALS-ATTEMPTS	15-20	5-12
ON-SIDE KICKS	0-0	1-1
RED-ZONE SCORES	(51-57) 89%	(17-27) 63%
RED-ZONE TOUCHDOWNS	(41-57) 72%	(14-27) 52%
PAT-ATTEMPTS	(63-64) 98%	(16-17) 94%
ATTENDANCE	712,052	341,450

SCORE BY QUARTERS

	1st	2nd	3rd	4th	OT	Total
Alabama	139	191	59	111	–	500
Opponents	26	35	38	40	–	139

ALABAMA GAME-BY-GAME STATISTICS

OFFENSE

		Rushing				Receiving				Passing				Kick Returns				Punt Returns				tot
Date	Opponent	no.	yds	td	lg	no.	yds	td	lg	cmp-att-int	yds	td	lg	no.	yds	td	lg	no.	yds	td	lg	off
Sep 01	vs Michigan	42	232	2	40	11	199	2	51	11-21-0	199	2	51	0	0	0	0	4	56	0	19	431
Sep 08	WESTERN KENTUCKY	31	103	1	32	15	225	4	47	15-20-0	225	4	47	1	22	0	22	3	21	0	13	328
Sep 15	at Arkansas	45	225	6	27	14	213	1	34	14-20-0	213	1	34	0	0	0	0	2	4	0	6	438
Sep 22	FLORIDA ATLANTIC	47	256	1	15	16	247	3	85	16-26-0	247	3	85	2	25	0	15	6	89	0	31	503
Sep 29	MISSISSIPPI	34	125	0	23	22	180	2	17	22-30-0	180	2	17	3	142	1	99	2	22	0	22	305
Oct 13	at Missouri	47	362	6	73	16	171	0	44	16-21-0	171	0	44	2	38	0	23	4	48	0	30	533
Oct 20	at Tennessee	45	233	2	43	17	306	4	54	17-22-0	306	4	54	2	36	0	27	4	59	0	32	539
Oct 27	MISSISSIPPI STATE	40	179	2	30	17	235	3	57	17-24-0	235	3	57	2	76	0	41	1	4	0	4	414
Nov 03	at LSU	25	166	2	28	14	165	1	28	14-27-0	165	1	28	1	9	0	9	1	-4	0	0	331
Nov 10	TEXAS A&M	31	122	2	18	21	309	1	54	21-34-2	309	1	54	2	35	0	23	1	5	0	5	431
Nov 17	WESTERN CAROLINA	40	300	5	24	8	160	1	36	8-12-0	160	1	36	0	0	0	0	4	24	0	28	460
Nov 24	AUBURN	47	267	3	38	15	216	4	38	15-22-0	216	4	38	0	0	0	0	0	0	0	0	483
Dec. 1	vs Georgia	51	350	3	41	13	162	1	45	13-21-1	162	1	45	4	89	0	25	1	8	0	8	512
		525	2920	35	73	199	2788	27	85	199-300-3	2788	27	85	19	472	1	99	33	336	0	32	5708
Opponents		421	1037	9	32	196	2161	7	71	196-361-17	2161	7	71	50	1096	1	98	15	115	0	14	3198

DEFENSE

		Tackles				Sacks	Fumble		Pass Defense			Blkd	PAT Attempts				
Date	Opponent	ua	a	total	tfl-yds	no-yds	ff	fr-yds	int-yds	qbh	brup	kick	kick	rush	rcv	saf	pts
Sep 01	vs Michigan	32	26	58	5.0-16	1.0-10	0	0-0	3-51	0	6	0	5-5	0	0	0	41
Sep 08	WESTERN KENTUCKY	43	18	61	6.0-30	3.0-22	3	3-7	1-15	4	2	0	5-5	0	0	0	35
Sep 15	at Arkansas	28	36	64	10.0-47	4.0-20	5	3-0	2-59	3	4	0	7-7	0	0	0	52
Sep 22	FLORIDA ATLANTIC	21	40	61	5.0-20	3.0-18	0	0-0	0-0	2	1	1	4-4	0	0	0	40
Sep 29	MISSISSIPPI	37	28	65	8.0-35	5.0-31	0	0-0	3-20	6	8	0	3-3	0	0	0	33
Oct 13	at Missouri	31	18	49	7.0-32	3.0-19	2	1-0	2-10	2	7	1	6-6	0	0	0	42
Oct 20	at Tennessee	30	32	62	2.0-11	0.0-0	0	0-0	2-0	2	5	0	5-6	0	0	0	44
Oct 27	MISSISSIPPI STATE	34	20	54	3.0-23	1.0-8	2	2-0	1-0	10	5	1	5-5	0	0	0	38
Nov 03	at LSU	36	74	110	10.0-41	3.0-22	0	0-0	0-0	0	2	0	3-3	0	0	0	21
Nov 10	TEXAS A&M	45	44	89	7.0-20	4.0-15	0	0-0	0-0	1	5	0	3-3	0	0	0	24
Nov 17	WESTERN CAROLINA	30	20	50	6.0-18	1.0-8	0	1-57	0-0	3	2	0	7-7	0	0	0	49
Nov 24	AUBURN	31	28	59	7.0-14	2.0-3	3	1-17	2-31	4	2	0	7-7	0	0	0	49
Dec. 1	vs Georgia	34	16	50	5.0-22	3.0-15	0	0-0	1-35	7	5	0	3-3	1	0	0	32
		432	400	832	81.0-329	33.0-191	15	11-81	17-221	44	54	3	63-64	1	0	0	500
Opponents		467	420	887	60.0-281	23.0-178	15	12-0	3-20	18	32	1	16-17	0	0	0	139

SPECIAL TEAMS

		Punting									Field Goals			Kickoffs				
Date	Opponent	no.	yds	avg	long	blkd	tb	fc	50+	i20	md-att	long	blkd	no.	yds	avg	tb	ob
Sep 01	vs Michigan	4	188	47.0	59	0	0	2	2	2	2-3	51	0	8	506	63.2	0	0
Sep 08	WESTERN KENTUCKY	5	224	44.8	48	0	1	1	0	2	0-0	0	0	6	402	67.0	3	0
Sep 15	at Arkansas	2	70	35.0	36	0	0	0	0	0	1-2	51	0	9	580	64.4	8	0
Sep 22	FLORIDA ATLANTIC	1	29	29.0	29	0	0	0	0	1	4-4	52	0	9	580	64.4	6	0
Sep 29	MISSISSIPPI	3	123	41.0	42	0	0	1	0	0	4-4	38	0	8	520	65.0	7	0
Oct 13	at Missouri	4	152	38.0	53	0	0	1	1	2	0-0	0	0	7	430	61.4	3	0
Oct 20	at Tennessee	2	88	44.0	49	0	0	0	0	0	1-3	34	0	8	498	62.2	4	0
Oct 27	MISSISSIPPI STATE	5	211	42.2	61	0	1	1	2	3	1-1	34	0	7	433	61.9	0	0
Nov 03	at LSU	7	316	45.1	56	0	1	2	2	2	0-0	0	0	4	236	59.0	1	0
Nov 10	TEXAS A&M	4	226	56.5	60	0	1	0	4	0	1-1	28	0	5	321	64.2	2	0
Nov 17	WESTERN CAROLINA	2	84	42.0	46	0	0	1	0	1	0-0	0	0	8	512	64.0	3	0
Nov 24	AUBURN	2	97	48.5	50	0	0	1	1	1	0-0	0	0	8	494	61.8	0	0
Dec. 1	vs Georgia	5	209	41.8	48	0	1	3	0	3	1-2	22	1	5	325	65.0	5	0
		46	2017	43.8	61	0	5	13	12	17	15-20	52	1	92	5837	63.4	42	0
Opponents		78	3324	42.6	69	1	4	22	18	18	5-12	41	2	35	2163	61.8	14	0

RED ZONE

				Times	Times	Total		Rush	Pass	FGs	Failed to score inside RZ					
Date	Opponent		Score	In RZ	Scored	Pts	TDs	TDs	TDs	Made	FGA	Down	Int	Fumb	Half	Game
Sep 01, 2012	vs Michigan	W	41-14	4	4	24	3	2	1	1	0	0	0	0	0	0
Sep 08, 2012	WESTERN KENTUCKY	W	35-0	2	2	14	2	0	2	0	0	0	0	0	0	0
Sep 15, 2012	at Arkansas	W	52-0	6	6	42	6	5	1	0	0	0	0	0	0	0
Sep 22, 2012	FLORIDA ATLANTIC	W	40-7	6	6	30	3	1	2	3	0	0	0	0	0	0
Sep 29, 2012	MISSISSIPPI	W	33-14	4	4	20	2	0	2	2	0	0	0	0	0	0
Oct 13, 2012	at Missouri	W	42-10	6	5	35	5	5	0	0	0	0	0	1	0	0
Oct 20, 2012	at Tennessee	W	44-13	3	3	16	2	1	1	1	0	0	0	0	0	0
Oct 27, 2012	MISSISSIPPI STATE	W	38-7	4	4	24	3	2	1	1	0	0	0	0	0	0
Nov 03, 2012	at LSU	W	21-17	3	2	14	2	2	0	0	0	0	0	1	0	0
Nov 10, 2012	TEXAS A&M	L	24-29	4	3	17	2	2	0	1	0	0	1	0	0	0
Nov 17, 2012	WESTERN CAROLINA	W	49-0	5	5	35	5	5	0	0	0	0	0	0	0	0
Nov 24, 2012	AUBURN	W	49-0	6	4	28	4	3	1	0	0	1	0	1	0	0
Dec. 1, 2012	vs Georgia	W	32-28	4	3	18	2	2	0	1	0	0	1	0	0	0
	Totals			57	51	317	41	30	11	10	0	1	2	3	0	0

51 of 57 (89.5%)

OPPONENT GAME-BY-GAME STATISTICS

OFFENSE

		Rushing				Receiving				Passing				Kick Returns				Punt Returns				tot
Date	Opponent	no.	yds	td	lg	no.	yds	td	lg	cmp-att-int	yds	td	lg	no.	yds	td	lg	no.	yds	td	lg	off
Sep 01	vs Michigan	29	69	1	22	11	200	1	71	11-27-3	200	1	71	8	177	0	33	1	3	0	3	269
Sep 08	WESTERN KENTUCKY	28	46	0	15	20	178	0	21	20-31-1	178	0	21	3	47	0	27	2	15	0	14	224
Sep 15	at Arkansas	37	58	0	16	11	79	0	19	11-25-2	79	0	19	1	22	0	22	0	0	0	0	137
Sep 22	FLORIDA ATLANTIC	32	76	0	20	7	34	1	10	7-13-0	34	1	10	3	56	0	22	0	0	0	0	110
Sep 29	MISSISSIPPI	35	80	2	20	19	138	0	31	19-33-3	138	0	31	1	15	0	15	1	10	0	10	218
Oct 13	at Missouri	28	3	0	22	12	126	0	29	12-29-2	126	0	29	4	139	1	98	2	21	0	14	129
Oct 20	at Tennessee	27	79	1	12	16	203	0	44	16-31-2	203	0	44	4	111	0	45	1	13	0	13	282
Oct 27	MISSISSIPPI STATE	21	47	0	15	19	209	1	31	19-36-1	209	1	31	7	184	0	39	1	0	0	0	256
Nov 03	at LSU	49	139	1	19	25	296	1	42	25-36-0	296	1	42	3	59	0	29	3	16	0	10	435
Nov 10	TEXAS A&M	46	165	2	32	24	253	2	42	24-31-0	253	2	42	3	55	0	22	3	30	0	14	418
Nov 17	WESTERN CAROLINA	28	70	0	15	8	93	0	30	8-20-0	93	0	30	5	83	0	27	0	0	0	0	163
Nov 24	AUBURN	32	92	0	14	5	71	0	23	5-15-2	71	0	23	8	148	0	25	0	0	0	0	163
Dec. 1	vs Georgia	29	113	2	18	19	281	1	45	19-34-1	281	1	45	0	0	0	0	1	7	0	7	394
		421	1037	9	32	196	2161	7	71	196-361-17	2161	7	71	50	1096	1	98	15	115	0	14	3198
Alabama		525	2920	35	73	199	2788	27	85	199-300-3	2788	27	85	19	472	1	99	33	336	0	32	5708

DEFENSE

		Tackles				Sacks	Fumble		Pass Defense			Blkd	PAT Attempts				
Date	Opponent	ua	a	total	tfl-yds	no-yds	ff	fr-yds	int-yds	qbh	brup	kick	kick	rush	rcv	saf	pts
Sep 01	vs Michigan	25	52	77	6.0-28	2.0-21	1	1-0	0-0	2	1	0	2-2	0	0	0	14
Sep 08	WESTERN KENTUCKY	38	15	53	8.0-60	6.0-48	1	0-0	0-0	0	1	0	0-0	0	0	0	0
Sep 15	at Arkansas	35	34	69	1.0-2	0.0-0	0	0-0	0-0	3	2	0	0-0	0	0	0	0
Sep 22	FLORIDA ATLANTIC	42	46	88	6.0-37	2.0-28	3	1-0	0-0	0	3	0	1-1	0	0	0	7
Sep 29	MISSISSIPPI	38	38	76	7.0-24	1.0-10	3	1-0	0-0	2	4	0	2-2	0	0	0	14
Oct 13	at Missouri	47	28	75	6.0-32	2.0-9	2	2-0	0-0	0	2	0	1-1	0	0	0	10
Oct 20	at Tennessee	37	42	79	3.0-16	2.0-15	0	1-0	0-0	2	1	0	1-1	0	0	0	13
Oct 27	MISSISSIPPI STATE	37	28	65	6.0-26	2.0-21	0	0-0	0-0	1	3	0	1-1	0	0	0	7
Nov 03	at LSU	19	30	49	2.0-11	1.0-5	0	2-0	0-0	1	4	0	2-2	0	0	0	17
Nov 10	TEXAS A&M	34	25	59	3.0-8	2.0-4	1	1-0	2-20	2	5	0	2-3	0	0	0	29
Nov 17	WESTERN CAROLINA	35	12	47	2.0-5	0.0-0	0	1-0	0-0	0	1	0	0-0	0	0	0	0
Nov 24	AUBURN	39	32	71	4.0-8	0.0-0	1	1-0	0-0	1	2	0	0-0	0	0	0	0
Dec. 1	vs Georgia	41	38	79	6.0-24	3.0-17	3	1-0	1-0	4	3	1	4-4	0	0	0	28
		467	420	887	60.0-281	23.0-178	15	12-0	3-20	18	32	1	16-17	0	0	0	139
Alabama		432	400	832	81.0-329	33.0-191	15	11-81	17-221	44	54	3	63-64	1	0	0	500

SPECIAL TEAMS

		Punting									Field Goals			Kickoffs				
Date	Opponent	no.	yds	avg	long	blkd	tb	fc	50+	i20	md-att	long	blkd	no.	yds	avg	tb	ob
Sep 01	vs Michigan	6	308	51.3	62	0	2	0	4	0	0-0	0	0	3	195	65.0	3	0
Sep 08	WESTERN KENTUCKY	6	255	42.5	53	0	0	0	2	2	0-0	0	0	1	59	59.0	0	0
Sep 15	at Arkansas	5	220	44.0	57	0	0	2	1	1	0-1	0	0	1	65	65.0	1	0
Sep 22	FLORIDA ATLANTIC	8	395	49.4	57	0	0	0	4	2	0-1	0	1	2	126	63.0	0	0
Sep 29	MISSISSIPPI	6	217	36.2	61	0	1	1	1	0	0-0	0	0	3	194	64.7	0	0
Oct 13	at Missouri	8	302	37.8	69	1	0	3	2	4	1-1	41	0	3	194	64.7	1	0
Oct 20	at Tennessee	5	241	48.2	56	0	0	0	2	2	2-2	32	0	4	234	58.5	2	0
Oct 27	MISSISSIPPI STATE	6	250	41.7	47	0	0	5	0	1	0-1	0	1	2	130	65.0	0	0
Nov 03	at LSU	4	196	49.0	64	0	1	2	1	2	1-3	38	0	3	158	52.7	1	0
Nov 10	TEXAS A&M	3	122	40.7	44	0	0	1	0	0	1-2	29	0	6	390	65.0	4	0
Nov 17	WESTERN CAROLINA	8	307	38.4	47	0	0	2	0	1	0-0	0	0	1	32	32.0	0	0
Nov 24	AUBURN	7	242	34.6	42	0	0	3	0	1	0-0	0	0	1	65	65.0	1	0
Dec. 1	vs Georgia	6	269	44.8	53	0	0	3	1	2	0-1	0	0	5	321	64.2	1	0
		78	3324	42.6	69	1	4	22	18	18	5-12	41	2	35	2163	61.8	14	0
Alabama		46	2017	43.8	61	0	5	13	12	17	15-20	52	1	92	5837	63.4	42	0

RED ZONE

				Times	Times	Total		Rush	Pass	FGs	Failed to score inside RZ					
Date	Opponent		Score	In RZ	Scored	Pts	TDs	TDs	TDs	Made	FGA	Down	Int	Fumb	Half	Game
Sep 01, 2012	vs Michigan	W	41-14	1	1	7	1	1	0	0	0	0	0	0	0	0
Sep 08, 2012	WESTERN KENTUCKY	W	35-0	1	0	0	0	0	0	0	0	0	0	1	0	0
Sep 15, 2012	at Arkansas	W	52-0	2	0	0	0	0	0	0	1	0	0	1	0	0
Sep 22, 2012	FLORIDA ATLANTIC	W	40-7	1	1	7	1	0	1	0	0	0	0	0	0	0
Sep 29, 2012	MISSISSIPPI	W	33-14	2	2	14	2	2	0	0	0	0	0	0	0	0
Oct 13, 2012	at Missouri	W	42-10	1	0	0	0	0	0	0	0	0	0	1	0	0
Oct 20, 2012	at Tennessee	W	44-13	4	3	13	1	1	0	2	0	0	1	0	0	0
Oct 27, 2012	MISSISSIPPI STATE	W	38-7	3	1	7	1	0	1	0	1	0	1	0	0	0
Nov 03, 2012	at LSU	W	21-17	2	2	14	2	1	1	0	0	0	0	0	0	0
Nov 10, 2012	TEXAS A&M	L	24-29	5	4	23	3	2	1	1	1	0	0	0	0	0
Nov 17, 2012	WESTERN CAROLINA	W	49-0	1	0	0	0	0	0	0	0	1	0	0	0	0
Nov 24, 2012	AUBURN	W	49-0	0	0	0	0	0	0	0	0	0	0	0	0	0
Dec. 1, 2012	vs Georgia	W	32-28	4	3	21	3	2	1	0	0	0	0	0	1	0
	Totals			27	17	106	14	9	5	3	3	1	2	3	1	0

17 of 27 (63.0%)

TEAM COMPARISON GAME-BY-GAME

Opponent	Score	First Downs Total	First Downs Rush	First Downs Pass	First Downs Pen	Rushing Number-Yards	Passing Comp-Att-Int	Passing Yards	Total Offense Plays-Yards	Return Yards	Turn-Overs
Michigan	41 - 14	20 / 11	12 / 5	7 / 5	1 / 1	42-232 / 29-69	11-21-0 / 11-27-3	199 / 200	63-431 / 56-269	107 / 180	1 / 3
WESTERN KENTUCKY	35 - 0	17 / 14	7 / 2	9 / 12	1 / 0	31-103 / 28-46	15-20-0 / 20-31-1	225 / 178	51-328 / 59-224	65 / 62	0 / 4
Arkansas	52 - 0	22 / 15	11 / 8	11 / 4	0 / 3	45-225 / 37-58	14-20-0 / 11-25-2	213 / 79	65-438 / 62-137	63 / 22	0 / 5
FLORIDA ATLANTIC	40 - 7	25 / 6	16 / 4	8 / 2	1 / 0	47-256 / 32-76	16-26-0 / 7-13-0	247 / 34	73-503 / 45-110	114 / 56	1 / 0
MISSISSIPPI	33 - 14	17 / 16	5 / 8	12 / 7	0 / 1	34-125 / 35-80	22-30-0 / 19-33-3	180 / 138	64-305 / 68-218	184 / 25	1 / 3
Missouri	42 - 10	21 / 9	15 / 2	6 / 6	0 / 1	47-362 / 28-3	16-21-0 / 12-29-2	171 / 126	68-533 / 57-129	96 / 160	2 / 3
Tennessee	44 - 13	23 / 11	11 / 3	12 / 7	0 / 1	45-233 / 27-79	17-22-0 / 16-31-2	306 / 203	67-539 / 58-282	95 / 124	1 / 2
MISSISSIPPI STATE	38 - 7	22 / 16	13 / 3	8 / 11	1 / 2	40-179 / 21-47	17-24-0 / 19-36-1	235 / 209	64-414 / 57-256	80 / 184	0 / 3
LSU	21 - 17	18 / 22	8 / 8	9 / 14	1 / 0	25-166 / 49-139	14-27-0 / 25-36-0	165 / 296	52-331 / 85-435	5 / 75	2 / 0
TEXAS A&M	24 - 29	17 / 23	4 / 5	13 / 15	0 / 3	31-122 / 46-165	21-34-2 / 24-31-0	309 / 253	65-431 / 77-418	40 / 105	3 / 0
WESTERN CAROLINA	49 - 0	22 / 8	15 / 3	7 / 4	0 / 1	40-300 / 28-70	8-12-0 / 8-20-0	160 / 93	52-460 / 48-163	81 / 83	1 / 1
AUBURN	49 - 0	25 / 7	12 / 3	10 / 4	3 / 0	47-267 / 32-92	15-22-0 / 5-15-2	216 / 71	69-483 / 47-163	48 / 148	1 / 3
Georgia	32 - 28	26 / 18	18 / 6	5 / 12	3 / 0	51-350 / 29-113	13-21-1 / 19-34-1	162 / 281	72-512 / 63-394	132 / 7	2 / 1
Totals	500 - 139	275 / 176	147 / 60	117 / 103	11 / 13	525-2920 / 421-1037	199-300-3 / 196-361-17	2788 / 2161	825-5708 / 782-3198	1110 / 1231	15 / 28

Opponent	3rd Down Conversions	4th Down Conversions	Time of Possession	TOP Margin	Avg Yds/Rush	Avg Yds/Pass	Avg Yds/Play	Punting Number-Avg	Penalties Number-Yards	Sacks
Michigan	3-10 / 3-12	0-0 / 0-1	31:26 / 28:34	2:52	5.5 / 2.4	9.5 / 7.4	6.8 / 4.8	4-47.0 / 6-51.3	7-55 / 8-99	1 / 2
WESTERN KENTUCKY	4-10 / 5-13	1-1 / 0-0	27:32 / 32:28	-4:56	3.3 / 1.6	11.2 / 5.7	6.4 / 3.8	5-44.8 / 6-42.5	1-10 / 5-33	3 / 6
Arkansas	6-11 / 3-14	0-1 / 1-3	31:28 / 28:32	2:56	5.0 / 1.6	10.6 / 3.2	6.7 / 2.2	2-35.0 / 5-44.0	7-74 / 1-6	4 / 0
FLORIDA ATLANTIC	7-14 / 1-12	2-2 / 2-2	33:13 / 26:47	6:26	5.4 / 2.4	9.5 / 2.6	6.9 / 2.4	1-29.0 / 8-49.4	3-21 / 4-30	3 / 2
MISSISSIPPI	11-18 / 8-17	0-0 / 2-2	34:59 / 25:01	9:58	3.7 / 2.3	6.0 / 4.2	4.8 / 3.2	3-41.0 / 6-36.2	2-8 / 2-15	5 / 1
Missouri	2-9 / 2-15	1-2 / 0-1	36:29 / 23:31	12:58	7.7 / 0.1	8.1 / 4.3	7.8 / 2.3	4-38.0 / 8-37.8	7-62 / 2-9	3 / 2
Tennessee	6-12 / 2-13	0-0 / 0-2	36:47 / 23:13	13:34	5.2 / 2.9	13.9 / 6.5	8.0 / 4.9	2-44.0 / 5-48.2	4-23 / 2-15	0 / 2
MISSISSIPPI STATE	4-11 / 4-13	1-1 / 1-1	34:14 / 25:46	8:28	4.5 / 2.2	9.8 / 5.8	6.5 / 4.5	5-42.2 / 6-41.7	7-63 / 6-56	1 / 2
LSU	1-9 / 10-20	0-0 / 0-2	20:45 / 39:15	-18:30	6.6 / 2.8	6.1 / 8.2	6.4 / 5.1	7-45.1 / 4-49.0	1-15 / 7-51	3 / 1
TEXAS A&M	7-15 / 11-18	1-2 / 0-1	27:33 / 32:27	-4:54	3.9 / 3.6	9.1 / 8.2	6.6 / 5.4	4-56.5 / 3-40.7	6-56 / 4-26	4 / 2
WESTERN CAROLINA	6-9 / 2-11	0-0 / 0-1	28:25 / 31:35	-3:10	7.5 / 2.5	13.3 / 4.7	8.8 / 3.4	2-42.0 / 8-38.4	1-15 / 8-49	1 / 0
AUBURN	11-14 / 4-12	0-1 / 0-0	33:11 / 26:49	6:22	5.7 / 2.9	9.8 / 4.7	7.0 / 3.5	2-48.5 / 7-34.6	2-10 / 8-77	2 / 0
Georgia	4-12 / 4-12	0-0 / 1-1	37:35 / 22:25	15:10	6.9 / 3.9	7.7 / 8.3	7.1 / 6.3	5-41.8 / 6-44.8	2-15 / 7-64	3 / 3
Totals	72-154 / 59-182	6-10 / 7-17	413:37 / 366:23	47:14	5.6 / 2.5	9.3 / 6.0	6.9 / 4.1	46-43.8 / 78-42.6	50-427 / 64-530	33 / 23

ALABAMA INDIVIDUAL STATISTICS

RUSHING

Rushin	p	att	ain	loss	net	a	td	l	a
Eddie Lacy	13	184	1215	33	1182	6.4	16	73	90.9
T.J. Yeldon	13	154	1021	21	1000	6.5	11	43	76.9
Kenyan Drake	11	39	277	4	273	7.0	5	38	24.8
Blake Sims	9	30	207	20	187	6.2	2	36	20.8
Dee Hart	5	21	93	5	88	4.2	0	11	17.6
Jalston Fowler	2	11	86	1	85	7.7	0	18	42.5
Brent Calloway	12	10	63	0	63	6.3	0	11	5.2
Ben Howell	7	18	58	6	52	2.9	0	8	7.4
Christion Jones	13	2	6	0	6	3.0	0	4	0.5
Cyrus Jones	11	1	2	0	2	2.0	0	2	0.2
Cody Mandell	13	2	18	17	1	0.5	0	18	0.1
Phillip Ely	6	1	0	2	-2	-2.0	0	0	-0.3
AJ McCarron	13	48	166	171	-5	-0.1	1	24	-0.4
Team	5	4	0	12	-12	-3.0	0	0	-2.4
Total	13	525	3212	292	2920	5.6	35	73	224.6
Opponents	13	421	1424	387	1037	2.5	9	32	79.8

TOTAL OFFENSE

Total Offense	g	plays	rush	pass	total	avg/g
AJ McCarron	13	334	-5	2669	2664	204.9
Eddie Lacy	13	184	1182	0	1182	90.9
T.J. Yeldon	13	154	1000	0	1000	76.9
Kenyan Drake	11	39	273	0	273	24.8
Blake Sims	9	40	187	77	264	29.3
Dee Hart	5	21	88	0	88	17.6
Jalston Fowler	2	11	85	0	85	42.5
Brent Calloway	12	10	63	0	63	5.2
Ben Howell	7	18	52	0	52	7.4
Phillip Ely	6	5	-2	42	40	6.7
Christion Jones	13	2	6	0	6	0.5
Cyrus Jones	11	1	2	0	2	0.2
Cody Mandell	13	2	1	0	1	0.1
Team	5	4	-12	0	-12	-2.4
Total	13	825	2920	2788	5708	439.1
Opponents	13	782	1037	2161	3198	246.0

PASSING

Passin	p	effic	comp-att-int	pct	ds	td	l	a
AJ McCarron	13	173.08	191-286-3	66.8	2669	26	85	205.3
Blake Sims	9	114.68	5-10-0	50.0	77	0	35	8.6
Phillip Ely	6	245.70	3-4-0	75.0	42	1	27	7.0
Total	13	172.10	199-300-3	66.3	2788	27	85	214.5
Opponents	13	101.56	196-361-17	54.3	2161	7	71	166.2

RECEIVING

Recei in	p	no	ds	a	td	l	a
Amari Cooper	13	53	895	16.9	9	54	68.8
Kevin Norwood	12	26	395	15.2	4	47	32.9
Christion Jones	13	25	328	13.1	4	34	25.2
Michael Williams	13	21	166	7.9	3	22	12.8
Eddie Lacy	13	20	172	8.6	1	27	13.2
Kenny Bell	12	17	431	25.4	3	85	35.9
T.J. Yeldon	13	10	131	13.1	1	28	10.1
DeAndrew White	5	8	105	13.1	2	51	21.0
Cyrus Jones	11	4	51	12.8	0	35	4.6
Kelly Johnson	13	4	34	8.5	0	16	2.6
Marvin Shinn	13	4	28	7.0	0	13	2.2
Brian Vogler	12	2	21	10.5	0	16	1.8
Dee Hart	5	2	18	9.0	0	12	3.6
Danny Woodson Jr.	5	1	9	9.0	0	9	1.8
Jalston Fowler	2	1	6	6.0	0	6	3.0
Brent Calloway	12	1	-2	-2.0	0	0	-0.2
Total	13	199	2788	14.0	27	85	214.5
Opponents	13	196	2161	11.0	7	71	166.2

ALABAMA INDIVIDUAL STATISTICS

ALL-PURPOSE

All Purpose	g	rush	rcv	pr	kr	ir	total	avg/g
Eddie Lacy	13	1182	172	0	0	0	1354	104.2
T.J. Yeldon	13	1000	131	0	0	0	1131	87.0
Amari Cooper	13	0	895	0	0	0	895	68.8
Christion Jones	13	6	328	212	182	0	728	56.0
Kenny Bell	12	0	431	0	0	0	431	35.9
Kevin Norwood	12	0	395	0	22	0	417	34.8
Cyrus Jones	11	2	51	61	250	0	364	33.1
Kenyan Drake	11	273	0	0	0	0	273	24.8
Blake Sims	9	187	0	0	0	0	187	20.8
Michael Williams	13	0	166	0	0	0	166	12.8
Dee Hart	5	88	18	50	0	0	156	31.2
DeAndrew White	5	0	105	0	0	0	105	21.0
Jalston Fowler	2	85	6	0	0	0	91	45.5
HaHa Clinton-Di	13	0	0	0	0	91	91	7.0
Brent Calloway	12	63	-2	0	0	0	61	5.1
Ben Howell	7	52	0	0	0	0	52	7.4
Robert Lester	13	0	0	0	0	51	51	3.9
Dee Milliner	12	0	0	0	0	35	35	2.9
Kelly Johnson	13	0	34	0	0	0	34	2.6
Marvin Shinn	13	0	28	0	0	0	28	2.2
Brian Vogler	12	0	21	0	0	0	21	1.8
C.J. Mosley	13	0	0	0	0	16	16	1.2
Deion Belue	13	0	0	0	0	15	15	1.2
Vinnie Sunseri	13	0	0	0	0	13	13	1.0
Landon Collins	13	0	0	13	0	0	13	1.0
Harrison Jones	10	0	0	0	9	0	9	0.9
Danny Woodson	5	0	9	0	0	0	9	1.8
Xzavier Dickson	13	0	0	0	9	0	9	0.7
Cody Mandell	13	1	0	0	0	0	1	0.1
Phillip Ely	6	-2	0	0	0	0	-2	-0.3
AJ McCarron	13	-5	0	0	0	0	-5	-0.4
Team	5	-12	0	0	0	0	-12	-2.4
Total	13	2920	2788	336	472	221	6737	518.2
Opponents	13	1037	2161	115	1096	20	4429	340.7

FIELD GOALS

Field Goals	fg	pct.	01-19	20-29	30-39	40-49	50-99	lg	blk
Jeremy Shelley	11-11	100.0	0-0	6-6	5-5	0-0	0-0	38	0
Cade Foster	4-9	44.4	0-0	0-0	0-0	1-4	3-5	52	1

FG Sequence	Alabama	Opponents
Michigan	(22),52,(51)	-
Western Kentucky	-	-
Arkansas	(51),52	41
Florida Atlantic	(52),(26),(30),(46)	48
Mississippi	(38),(38),(26),(24)	-
Missouri	-	(41)
Tennessee	44,(34),45	(32),(21)
Mississippi State	(34)	31
LSU	-	(38),54,45
Texas A&M	(28)	(29),37
Western Carolina	-	-
Auburn	-	-
Georgia	(22),49	50

PUNTING

Punting	no.	yds	avg	lg	tb	fc	i20	50+	blk
Cody Mandell	46	2017	43.8	61	5	13	17	12	0
Total	46	2017	43.8	61	5	13	17	12	0
Opponents	78	3324	42.6	69	4	22	18	18	1

KICKOFFS

Kickoffs	no.	yds	avg	tb	ob	retn	net	ydln
Cade Foster	92	5837	63.4	42	0			
Total	92	5837	63.4	42	0	21.9	40.1	24
Opponents	35	2163	61.8	14	0	24.8	38.3	26

SCORING

			PAT						
Scoring	td	fg	kick	rush	rcv	pass	dxp	saf	pts
Eddie Lacy	17	-	-	-	-	-	-	-	102
Jeremy Shelley	-	11-11	63-63	-	-	-	-	-	96
T.J. Yeldon	12	-	-	1-1	-	-	-	-	74
Amari Cooper	9	-	-	-	-	-	-	-	54
Christion Jones	5	-	-	-	-	-	-	-	30
Kenyan Drake	5	-	-	-	-	-	-	-	30
Kevin Norwood	4	-	-	-	-	-	-	-	24
Kenny Bell	3	-	-	-	-	-	-	-	18
Michael Williams	3	-	-	-	-	-	-	-	18
DeAndrew White	2	-	-	-	-	-	-	-	12
Blake Sims	2	-	-	-	-	-	-	-	12
Cade Foster	-	4-9	-	-	-	-	-	-	12
Deion Belue	1	-	-	-	-	-	-	-	6
C.J. Mosley	1	-	-	-	-	-	-	-	6
AJ McCarron	1	-	-	-	-	-	-	-	6
Team	-	-	0-1	-	-	-	-	-	0
Total	65	15-20	63-64	1-1	-	-	-	-	500
Opponents	18	5-12	16-17	-	-	0-1	-	-	139

INTERCEPTIONS

Interceptions	no	ds	a	td	l
Robert Lester	4	51	12.8	0	31
HaHa Clinton-Dix	4	91	22.8	0	46
C.J. Mosley	2	16	8.0	1	16
Vinnie Sunseri	2	13	6.5	0	13
Dee Milliner	2	35	17.5	0	35
Deion Belue	2	15	7.5	0	15
Dillon Lee	1	0	0.0	0	0
Total	17	221	13.0	1	46
Opponents	3	20	6.7	0	16

PUNT RETURNS

Punt Returns	no	ds	a	td	l
Christion Jones	20	212	10.6	0	31
Cyrus Jones	8	61	7.6	0	32
Dee Hart	4	50	12.5	0	22
Landon Collins	1	13	13.0	0	0
Total	33	336	10.2	0	32
Opponents	15	115	7.7	0	14

KICK RETURNS

ic Returns	no	ds	a	td	l
Cyrus Jones	10	250	25.0	0	41
Christion Jones	6	182	30.3	1	99
Kevin Norwood	1	22	22.0	0	22
Harrison Jones	1	9	9.0	0	9
Xzavier Dickson	1	9	9.0	0	9
Total	19	472	24.8	1	99
Opponents	50	1096	21.9	1	98

FUMBLE RETURNS

Fumble Returns	no	ds	a	td	l
Dee Milliner	1	17	17.0	0	17
Deion Belue	1	57	57.0	1	57
C.J. Mosley	1	0	0.0	0	0
Vinnie Sunseri	1	7	7.0	0	7
Total	4	81	20.2	1	57
Opponents	0	0	0.0	1	0

ALABAMA DEFENSIVE STATISTICS

			Tackles				Sacks	Pass defense				Fumbles		blkd	
#	Defensive Leaders	gp	ua	a	tot	tfl/yds	no-yds	int-yds	brup	qbh	rcv-yds	ff	kick	saf
32	C.J. Mosley	13	61	38	99	7.0-46	4.0-34	2-16	2	3	1-0	1	.	.
33	Trey DePriest	13	29	27	56	4.0-16	.	.	2	2	.	.	.	.
35	Nico Johnson	13	23	31	54	2.0-6	.	.	1	1	.	2	.	.
3	Vinnie Sunseri	13	34	18	52	6.0-21	1.5-11	2-13	3	.	2-7	.	.	.
28	Dee Milliner	12	33	18	51	4.0-19	1.5-11	2-35	18	.	1-17	1	1	.
37	Robert Lester	13	21	21	42	3.5-11	1.5-7	4-51	3	.	1-0	.	.	.
4B	Adrian Hubbard	13	23	16	39	10.0-49	6.0-39	.	1	4	.	3	.	.
27	Nick Perry	13	17	20	37	2.0-7	1.0-7	.	2	.	1-0	.	.	.
54	Jesse Williams	12	7	29	36	2.5-8	1.0-3	.	2	4	.	.	1	.
13	Deion Belue	13	24	12	36	5.5-13	.	2-15	6	.	1-57	1	.	.
92	Damion Square	13	11	22	33	4.0-14	3.5-13	.	1	9	1-0	.	.	.
47	Xzavier Dickson	13	12	21	33	5.0-19	3.5-15	.	1	4	.	1	.	.
6A	HaHa Clinton-Dix	13	19	11	30	.	.	4-91	3	.	.	1	.	.
49	Ed Stinson	13	19	10	29	8.5-23	3.0-15	.	.	5	.	.	.	.
8A	Jeoffrey Pagan	13	9	13	22	4.0-17	1.5-6	.	.	2	.	1	.	.
62	Brandon Ivory	12	6	15	21	1.0-3	.	.	.	1	1-0	.	.	.
9A	Quinton Dial	13	10	11	21	4.5-12	1.5-6	.	.	4	.	.	.	.
30	Denzel Devall	13	7	10	17	3.0-28	2.0-15	.	.	3	1-0	.	.	.
2A	Tana Patrick	12	6	10	16	.	.	.	.	.	.	.	.	.
1A	John Fulton	11	12	3	15	.	.	.	5	.	.	.	.	.
26	Landon Collins	13	5	9	14	.	.	.	.	.	.	.	1	.
36	Tyler Hayes	12	8	4	12	.	.	.	.	1	.	.	.	.
24	Geno Smith	12	3	5	8	0.5-2	.	.	2	.	.	.	.	.
21	Brent Calloway	12	5	3	8	.	.	.	.	.	.	.	.	.
18	Reggie Ragland	10	5	3	8	.	.	.	.	.	.	1	.	.
57	D.J. Pettway	12	2	5	7	3.0-14	1.5-9	.	.	1	.	.	.	.
16	Bradley Sylve	11	4	2	6	.	.	.	2	.	.	.	.	.
22	Christion Jones	13	4	1	5	.	.	.	.	.	.	2	.	.
44	LaMichael Fanning	8	3	1	4	.	.	.	.	.	.	.	.	.
95	Darren Lake	7	1	2	3	1.0-1	.	.	.	.	.	.	.	.
19	Jonathan Atchison	8	.	2	2	.	.	.	.	.	.	.	.	.
1	Dee Hart	5	2	.	2	.	.	.	.	.	.	1	.	.
2	DeAndrew White	5	2	.	2	.	.	.	.	.	.	.	.	.
23	J. Washington	7	.	2	2	.	.	.	.	.	.	.	.	.
43	Cade Foster	13	.	2	2	.	.	.	.	.	1-0	.	.	.
93	Chris Bonds	2	.	1	1	.	.	.	.	.	.	.	.	.
25	Dillon Lee	8	1	.	1	.	.	1-0	.	.	.	.	.	.
31	Kelly Johnson	13	.	1	1	.	.	.	.	.	.	.	.	.
1B	Ranzell Watkins	3	1	.	1	.	.	.	.	.	.	.	.	.
17	Kenyan Drake	11	.	1	1	.	.	.	.	.	.	.	.	.
61	Anthony Steen	13	1	.	1	.	.	.	.	.	.	.	.	.
9	Amari Cooper	13	1	.	1	.	.	.	.	.	.	.	.	.
TM	Team	5	1	.	1	.	.	.	.	.	.	.	.	.
	Total	13	432	400	832	81-329	33-191	17-221	54	44	11-81	15	3	.
	Opponents	13	467	420	887	60-281	23-178	3-20	32	18	12-0	15	1	.

PARTICIPATION CHART

Name	GP/GS	MICH	WKU	ARK	FAU	UM	MIZZOU	TENN	MSU	LSU	TAMU	WCU	AUB	UGA
Jonathan Atchison	8/-	Played	Played	Played	Played	...	Played	Played	...	...	...	Played	Played	...
Kenny Bell	12/3	Played	Played	Played	**START**	**START**	Played	Played	Played	Played	Played	**START**	Played	...
Deion Belue	13/13	**START**	**START**	**START**	**START**	**START**	**START**	**START**	**START**	**START**	**START**	**START**	**START**	**START**
Chris Bonds	2/-	...	...	...	...	...	...	...	...	...	...	Played	Played	...
Hunter Bush	1/-	...	...	...	...	...	Played	...	...	...	...	...	...	...
Brent Calloway	12/-	Played	Played	Played	...	Played	Played	Played	Played	Played	Played	Played	Played	Played
HaHa Clinton-Dix	13/9	**START**	Played	**START**	**START**	**START**	**START**	Played	**START**	Played	**START**	**START**	Played	**START**
Landon Collins	13/-	Played	Played	Played	Played	Played	Played	Played	Played	Played	Played	Played	Played	Played
Levi Cook	1/-	...	...	...	...	...	...	...	...	...	...	Played	...	...
Amari Cooper	13/8	Played	Played	Played	Played	Played	**START**	**START**	**START**	**START**	**START**	**START**	**START**	**START**
Trey DePriest	13/12	**START**	**START**	**START**	**START**	**START**	**START**	**START**	**START**	**START**	**START**	Played	**START**	**START**
Denzel Devall	13/-	Played	Played	Played	Played	Played	Played	Played	Played	Played	Played	Played	Played	Played
Quinton Dial	13/-	Played	Played	Played	Played	Played	Played	Played	Played	Played	Played	Played	Played	Played
Xzavier Dickson	13/6	Played	**START**	Played	Played	Played	**START**	**START**	**START**	**START**	Played	Played	**START**	Played
Kenyan Drake	11/-	Played	Played	Played	Played	Played	Played	Played	Played	Played	Played	...	Played	...
Phillip Ely	6/-	Played	...	Played	Played	...	Played	...	Played	...	...	Played	...	...
Malcolm Faciane	7/-	...	Played	Played	Played	...	Played	...	Played	...	...	Played	Played	...
LaMichael Fanning	8/-	Played	Played	Played	Played	...	Played	...	Played	...	...	Played	Played	...
D.J. Fluker	13/13	**START**	**START**	**START**	**START**	**START**	**START**	**START**	**START**	**START**	**START**	**START**	**START**	**START**
Cade Foster	13/-	Played	Played	Played	Played	Played	Played	Played	Played	Played	Played	Played	Played	Played
Jalston Fowler	2/-	Played	Played	...	...	...	...	...	...	...	...	...	...	...
John Fulton	11/2	Played	**START**	Played	Played	Played	Played	Played	Played	Played	**START**	...	Played	...
Dee Hart	5/-	Played	Played	Played	Played	Played	...	...	...	...	...	...	...	...
Tyler Hayes	12/-	...	Played	Played	Played	Played	Played	Played	Played	Played	Played	Played	Played	Played
Ben Howell	7/-	...	Played	Played	Played	...	Played	...	Played	...	...	Played	Played	...
Adrian Hubbard	13/11	**START**	**START**	**START**	**START**	**START**	**START**	**START**	Played	Played	**START**	**START**	**START**	**START**
Brandon Ivory	12/1	Played	**START**	Played	Played	...	Played	Played	Played	Played	Played	Played	Played	Played
Kelly Johnson	13/1	Played	Played	**START**	Played	Played	Played	Played	Played	Played	Played	Played	Played	Played
Nico Johnson	13/5	Played	**START**	Played	Played	Played	**START**	**START**	Played	**START**	Played	Played	**START**	Played
Barrett Jones	13/13	**START**	**START**	**START**	**START**	**START**	**START**	**START**	**START**	**START**	**START**	**START**	**START**	**START**
Christion Jones	13/10	**START**	**START**	Played	**START**	Played	**START**	**START**	**START**	**START**	**START**	Played	**START**	**START**
Cyrus Jones	11/-	...	...	Played	Played	Played	Played	Played	Played	Played	Played	Played	Played	Played
Harrison Jones	10/-	...	Played	Played	Played	...	Played	Played	Played	...	Played	Played	Played	Played
Ryan Kelly	9/-	Played	Played	Played	Played	...	Played	Played	Played	...	...	Played	Played	...
Arie Kouandjio	10/-	Played	Played	Played	Played	...	Played	Played	Played	...	Played	Played	Played	...
Cyrus Kouandjio	13/13	**START**	**START**	**START**	**START**	**START**	**START**	**START**	**START**	**START**	**START**	**START**	**START**	**START**
Eddie Lacy	13/13	**START**	**START**	**START**	**START**	**START**	**START**	**START**	**START**	**START**	**START**	**START**	**START**	**START**
Darren Lake	7/-	...	Played	Played	Played	...	Played	...	Played	...	...	Played	Played	...
Dillon Lee	8/-	Played	Played	Played	Played	...	...	Played	Played	...	...	Played	Played	...
Robert Lester	13/13	**START**	**START**	**START**	**START**	**START**	**START**	**START**	**START**	**START**	**START**	**START**	**START**	**START**
Chad Lindsay	9/-	Played	Played	Played	Played	...	Played	Played	Played	...	...	Played	Played	...
Cody Mandell	13/-	Played	Played	Played	Played	Played	Played	Played	Played	Played	Played	Played	Played	Played
Nathan McAlister	8/-	...	Played	Played	Played	...	Played	Played	Played	...	Played	...	Played	...
AJ McCarron	13/13	**START**	**START**	**START**	**START**	**START**	**START**	**START**	**START**	**START**	**START**	**START**	**START**	**START**
Dee Milliner	12/12	**START**	...	**START**	**START**	**START**	**START**	**START**	**START**	**START**	**START**	**START**	**START**	**START**
C.J. Mosley	13/8	**START**	Played	**START**	**START**	**START**	Played	Played	**START**	Played	**START**	**START**	Played	**START**
Kevin Norwood	12/10	**START**	**START**	**START**	Played	Played	**START**	**START**	**START**	**START**	**START**	...	**START**	**START**
Michael Nysewander	2/-	...	...	...	...	...	...	...	...	Played	...	Played	...	...
Jeoffrey Pagan	13/-	Played	Played	Played	Played	Played	Played	Played	Played	Played	Played	Played	Played	Played
Tana Patrick	12/-	Played	Played	Played	Played	Played	Played	Played	Played	Played	Played	Played	Played	...
Nick Perry	13/4	Played	**START**	Played	Played	Played	Played	**START**	Played	**START**	Played	Played	**START**	Played
D.J. Pettway	12/-	Played	Played	Played	Played	Played	Played	Played	Played	Played	Played	Played	Played	...
Reggie Ragland	10/-	Played	...	...	Played	...	Played	Played	Played	Played	Played	Played	Played	Played
Jeremy Shelley	13/-	Played	Played	Played	Played	Played	Played	Played	Played	Played	Played	Played	Played	Played
Austin Shepherd	9/-	Played	Played	Played	Played	...	Played	Played	Played	...	...	Played	Played	...
Marvin Shinn	13/-	Played	Played	Played	Played	Played	Played	Played	Played	Played	Played	Played	Played	Played
Blake Sims	9/-	...	Played	Played	Played	...	Played	Played	Played	Played	...	Played	Played	...
Geno Smith	12/2	Played	Played	Played	Played	Played	Played	Played	Played	...	Played	**START**	Played	**START**
Damion Square	13/13	**START**	**START**	**START**	**START**	**START**	**START**	**START**	**START**	**START**	**START**	**START**	**START**	**START**
Anthony Steen	13/13	**START**	**START**	**START**	**START**	**START**	**START**	**START**	**START**	**START**	**START**	**START**	**START**	**START**
Ed Stinson	13/13	**START**	**START**	**START**	**START**	**START**	**START**	**START**	**START**	**START**	**START**	**START**	**START**	**START**
Vinnie Sunseri	13/6	**START**	Played	**START**	**START**	**START**	Played	Played	**START**	Played	Played	**START**	Played	Played
Bradley Sylve	11/-	...	Played	Played	Played	Played	Played	Played	Played	Played	...	Played	Played	Played
Carson Tinker	13/-	Played	Played	Played	Played	Played	Played	Played	Played	Played	Played	Played	Played	Played
Brian Vogler	12/2	Played	Played	Played	Played	**START**	Played	Played	Played	Played	Played	START	Played	Played
Chance Warmack	13/13	**START**	**START**	**START**	**START**	**START**	**START**	**START**	**START**	**START**	**START**	**START**	**START**	**START**
Jabriel Washington	7/-	...	Played	Played	Played	...	Played	...	Played	...	...	Played	Played	...
Ranzell Watkins	3/-	...	Played	...	Played	...	...	...	...	...	...	...	Played	...
DeAndrew White	5/5	**START**	**START**	**START**	**START**	**START**	...	...	...	...	...	...	...	...
Jesse Williams	12/12	**START**	...	**START**	**START**	**START**	**START**	**START**	**START**	**START**	**START**	**START**	**START**	**START**
Kellen Williams	10/-	Played	Played	Played	Played	Played	Played	Played	Played	...	...	Played	Played	...
Michael Williams	13/13	**START**	**START**	**START**	**START**	**START**	**START**	**START**	**START**	**START**	**START**	**START**	**START**	**START**
Nick Williams	3/-	...	Played	...	Played	...	...	...	...	...	...	Played	...	...
Danny Woodson Jr.	5/-	Played	...	Played	Played	...	...	...	Played	...	...	Played	...	...
T.J. Yeldon	13/-	Played	Played	Played	Played	Played	Played	Played	Played	Played	Played	Played	Played	Played

RUSHING/RECEIVING/PASSING GAME-BY-GAME

RUSHING

RUSHING	No-Yds/TD	MICH	WKU	AR	FAU	UM	MU	UT	MSU	LS	TAMU	WCU	AU	GA
Eddie Lacy	184-1182/16	9-35/1	9-36/0	12-55/3	15-106/0	19-82/0	18-177/3	17-79/0	10-26/0	11-83/1	16-92/1	10-99/3	18-131/2	20-181/2
T.J. Yeldon	154-1000/11	11-111/1	6-25/0	13-55/1	10-63/0	10-38/0	18-144/2	15-129/2	10-84/1	11-76/0	10-29/1	7-55/1	8-38/1	25-153/1
Kenyan Drake	39-273/5	1-2/0	1-32/1	6-57/1	5-35/1	-	4-11/1	4-22/0	8-47/1	-	-	DNP	10-67/0	DNP
Blake Sims	30-187/2	DNP	-	2-25/1	6-2/0	DNP	1-36/0	4-10/0	3-19/0	-	DNP	8-70/1	6-25/0	DNP
Dee Hart	21-88/0	9-19/0	3-12/0	4-21/0	4-29/0	1-7/0	DNP	DNP	DNP	DNP	DNP	DNP	DNP	DNP
Jalston Fowler	11-85/0	8-67/0	3-18/0	DNP	DNP	DNP	DNP	DNP	DNP	DNP	DNP	DNP	DNP	DNP
Brent Calloway	10-63/0	-	-	-	DNP	-	-	2-6/0	1-5/0	-	-	7-52/0	-	-
Ben Howell	18-52/0	DNP	-	6-18/0	4-20/0	DNP	-	DNP	-	DNP	DNP	5-9/0	3-5/0	DNP
Christion Jones	2-6/0	-	-	-	-	-	1-2/0	-	1-4/0	-	-	-	-	-
Cyrus Jones	1-2/0	DNP	DNP	-	-	-	-	-	1-2/0	-	-	-	-	-
Cody Mandell	2-1/0	-	1-18/0	-	-	-	1--17/0	-	-	-	-	-	-	-
Phillip Ely	1--2/0	-	DNP	-	1--2/0	DNP	-	DNP	-	DNP	DNP	-	DNP	DNP
AJ McCarron	48--5/1	4--2/0	8--38/0	1--2/0	2-3/0	4--2/0	4-9/0	3--13/0	5--6/0	3-7/1	5-1/0	2-18/0	1-4/0	6-16/0
Team	4--12/0	DNP	DNP	1--4/0	DNP	DNP	DNP	-	1--2/0	DNP	DNP	1--3/0	1--3/0	DNP

RECEIVING

RECEIVING	No-Yds/TD	MICH	WKU	AR	FAU	UM	MU	UT	MSU	LS	TAMU	WCU	AU	GA
Amari Cooper	53-895/9	1-15/0	2-12/0	2-46/1	4-65/0	8-84/2	4-41/0	7-162/2	4-47/0	-	6-136/1	2-50/0	5-109/2	8-128/1
Kenny Bell	17-431/3	2-26/0	-	2-12/0	1-85/1	2-15/0	2-46/0	2-68/1	1-57/1	-	3-73/0	1-34/0	1-15/0	DNP
Kevin Norwood	26-395/4	3-53/0	3-92/2	1-14/0	-	2-20/0	3-25/0	2-43/0	1-14/0	5-62/0	1-7/0	DNP	5-65/2	-
Christion Jones	25-328/4	-	3-47/2	3-74/0	1-4/1	2-19/0	2-19/0	1-9/0	1-22/0	4-40/0	3-21/0	1-29/1	3-22/0	1-22/0
Eddie Lacy	20-172/1	1-10/0	-	-	-	3-15/0	2-17/0	3-18/0	4-51/1	1-19/0	4-35/0	-	-	2-7/0
M. Williams	21-166/3	1-2/1	-	2-20/0	4-25/0	-	1-17/0	2-6/1	5-38/1	1-6/0	1-20/0	1-22/0	1-5/0	2-5/0
T.J. Yeldon	10-131/1	1-26/0	4-47/0	1-18/0	-	1-3/0	-	-	-	1-28/1	2-9/0	-	-	-
DeAndrew White	8-105/2	1-51/1	1-15/0	1-13/0	4-17/1	1-9/0	DNP	DNP	DNP	DNP	DNP	DNP	DNP	DNP
Cyrus Jones	4-51/0	DNP	DNP	-	1-35/0	-	1-4/0	-	-	-	-	2-12/0	-	-
Kelly Johnson	4-34/0	1-16/0	-	-	-	-	1-2/0	-	1-6/0	1-10/0	-	-	-	-
Marvin Shinn	4-28/0	-	-	1-7/0	-	-	-	-	-	1-0/0	1-8/0	1-13/0	-	-
Brian Vogler	2-21/0	-	-	-	1-16/0	1-5/0	-	-	-	-	-	-	-	DNP
Dee Hart	2-18/0	-	1-6/0	-	-	1-12/0	DNP	DNP	DNP	DNP	DNP	DNP	DNP	DNP
D. Woodson Jr.	1-9/0	-	DNP	1-9/0	-	DNP	DNP	DNP	-	DNP	DNP	-	DNP	DNP
Jalston Fowler	1-6/0	-	1-6/0	DNP	DNP	DNP	DNP	DNP	DNP	DNP	DNP	DNP	DNP	DNP
Brent Calloway	1--2/0	-	-	-	DNP	1--2/0	-	-	-	-	-	-	-	-

PASSING

#10 AJ McCarron	Comp	Att	Int	Pct	Yards	TD	Long	Sacked	Effic
Michigan	11	21	0	52.4	199	2	51	2-21	163.41
Western Kentucky	14	19	0	73.7	219	4	47	6-48	239.98
Arkansas	11	16	0	68.8	189	1	34	0-0	188.60
Florida Atlantic	15	25	0	60.0	212	3	85	1-12	170.83
Mississippi	22	30	0	73.3	180	2	17	1-10	145.73
Missouri	16	21	0	76.2	171	0	44	2-9	144.59
Tennessee	17	22	0	77.3	306	4	54	2-15	254.11
Mississippi State	16	23	0	69.6	208	2	57	2-21	174.23
LSU	14	27	0	51.9	165	1	28	1-5	115.41
Texas A&M	21	34	2	61.8	309	1	54	2-4	136.05
Western Carolina	6	6	0	100.0	133	1	36	0-0	341.20
Auburn	15	21	0	71.4	216	4	38	0-0	220.69
Georgia	13	21	1	61.9	162	1	45	3-17	132.90
TOTALS	191	286	3	66.8	2669	26	85	22-162	173.08

#6 Blake Sims	Comp	Att	Int	Pct	Yards	TD	Long	Sacked	Effic
Western Kentucky	1	1	0	100.0	6	0	6	0-0	150.40
Arkansas	1	1	0	100.0	9	0	9	0-0	175.60
Florida Atlantic	1	1	0	100.0	35	0	35	1-16	394.00
Western Carolina	2	6	0	33.3	27	0	14	0-0	71.13
Auburn	0	1	0	0.0	0	0	0	0-0	0.00
TOTALS	5	10	0	50.0	77	0	35	1-16	114.68

#12 Phillip Ely	Comp	Att	Int	Pct	Yards	TD	Long	Sacked	Effic
Arkansas	2	3	0	66.7	15	0	8	0-0	108.67
Mississippi State	1	1	0	100.0	27	1	27	0-0	656.80
TOTALS	3	4	0	75.0	42	1	27	0-0	245.70

TACKLES GAME-BY-GAME

Total Tackles	UA-A	Total	MICH	WKU	AR	FAU	UM	MU	UT	MSU	LS	TAMU	WCU	AU	GA
C.J. Mosley	61-38	99	5-2	7-4	3-2	0-6	7-3	9-3	4-3	4-3	3-1	9-5	4-2	1-2	5-2
Trey DePriest	29-27	56	4-3	1-1	3-1	1-1	4-2	1-2	2-4	2-2	2-8	2-3	-	3-0	4-0
Nico Johnson	23-31	54	2-3	4-4	3-3	0-1	2-2	1-1	2-2	0-2	2-10	1-1	3-1	2-0	1-1
Vinnie Sunseri	34-18	52	3-1	3-1	1-2	1-1	5-1	2-1	3-3	7-1	1-3	5-2	2-1	0-1	1-0
Dee Milliner	33-18	51	3-2	DNP	0-2	2-1	3-1	3-1	4-1	3-0	5-3	4-6	1-0	2-0	3-1
Robert Lester	21-21	42	0-1	0-3	1-4	2-0	2-0	2-1	2-2	0-1	2-1	3-2	-	4-1	3-5
Adrian Hubbard	23-16	39	1-0	6-0	2-1	1-0	1-2	2-1	1-0	-	2-10	1-0	0-2	2-0	4-0
Nick Perry	17-20	37	2-1	2-0	0-3	0-2	1-1	0-1	0-2	4-1	4-6	-	4-1	0-2	-
Jesse Williams	7-29	36	0-1	DNP	0-3	0-3	1-2	0-1	0-2	1-0	2-5	0-7	0-3	1-1	2-1
Deion Belue	24-12	36	3-0	3-0	2-2	-	3-2	1-0	1-0	2-2	6-3	1-0	-	-	2-3
Damion Square	11-22	33	0-1	2-0	0-3	1-4	0-4	-	2-0	0-1	2-3	3-5	-	1-1	-
Xzavier Dickson	12-21	33	-	1-0	0-4	1-1	0-3	-	3-1	0-1	1-4	2-4	-	1-1	3-2
H. Clinton-Dix	19-11	30	1-2	3-1	1-1	0-2	2-0	1-0	3-2	-	1-0	2-2	1-0	1-1	3-0
Ed Stinson	19-10	29	1-2	3-0	3-1	2-0	1-0	1-2	0-1	1-1	0-2	2-1	2-0	1-0	2-0
Jeoffrey Pagan	9-13	22	2-2	0-1	1-1	0-2	1-2	1-1	-	-	0-2	-	2-1	2-1	-
Brandon Ivory	6-15	21	1-0	-	1-0	0-1	DNP	-	-	0-2	0-5	0-3	2-2	2-1	0-1
Quinton Dial	10-11	21	0-3	-	-	1-0	1-1	1-0	0-1	-	1-5	3-0	-	2-1	1-0
Denzel Devall	7-10	17	-	-	2-2	1-1	-	1-0	0-2	2-0	-	0-1	1-2	0-2	-
Tana Patrick	6-10	16	0-1	-	-	1-3	-	1-1	-	-	1-0	1-1	2-0	0-4	DNP
John Fulton	12-3	15	-	3-0	-	1-1	2-1	-	-	2-0	-	4-1	DNP	-	DNP
Landon Collins	5-9	14	-	-	-	1-3	-	-	0-2	1-0	0-1	-	1-1	2-2	-
Tyler Hayes	8-4	12	DNP	1-0	-	2-3	1-0	1-1	1-0	-	-	-	1-0	1-0	-
Geno Smith	3-5	8	-	-	2-0	1-1	-	-	0-1	0-1	DNP	-	0-1	0-1	-
Brent Calloway	5-3	8	-	-	-	DNP	-	1-1	1-0	-	-	1-0	2-1	0-1	-
Reggie Ragland	5-3	8	1-0	DNP	DNP	-	DNP	-	0-3	2-0	-	-	1-0	1-0	-
D.J. Pettway	2-5	7	0-1	1-1	1-0	0-1	-	-	-	0-1	0-1	-	-	-	DNP
Bradley Sylve	4-2	6	DNP	-	-	0-1	-	1-0	-	1-0	1-0	DNP	1-1	-	-
Christion Jones	4-1	5	-	0-1	-	1-0	-	-	-	2-0	-	-	-	1-0	-
L. Fanning	3-1	4	-	1-0	0-1	1-0	DNP	1-0	DNP	-	DNP	DNP	-	-	DNP
Darren Lake	1-2	3	DNP	-	-	0-1	DNP	-	DNP	0-1	DNP	DNP	-	1-0	DNP
J. Washington	0-2	2	DNP	-	-	-	DNP	-	DNP	-	DNP	DNP	0-1	0-1	DNP
Cade Foster	0-2	2	-	0-1	-	-	-	-	-	-	0-1	-	-	-	-
J. Atchison	0-2	2	-	-	-	-	DNP	-	-	DNP	DNP	DNP	-	0-2	DNP
DeAndrew White	2-0	2	1-0	1-0	-	-	-	DNP	DNP	DNP	DNP	DNP	DNP	DNP	DNP
Dee Hart	2-0	2	1-0	-	1-0	-	-	DNP	DNP	DNP	DNP	DNP	DNP	DNP	DNP
Anthony Steen	1-0	1	-	-	-	-	-	-	-	-	-	1-0	-	-	-
Dillon Lee	1-0	1	1-0	-	-	-	DNP	DNP	-	-	DNP	DNP	-	-	DNP
Kenyan Drake	0-1	1	-	-	-	-	-	-	-	-	-	-	DNP	0-1	DNP
Ranzell Watkins	1-0	1	DNP	1-0	DNP	-	DNP	DNP	DNP	DNP	DNP	DNP	DNP	-	DNP
Amari Cooper	1-0	1	-	-	-	-	-	-	1-0	-	-	-	-	-	-
Kelly Johnson	0-1	1	-	-	-	-	0-1	-	-	-	-	-	-	-	-
Team	1-0	1	-	-	1-0	-	-	-	-	-	-	-	-	-	-
Chris Bonds	0-1	1	DNP	DNP	DNP	DNP	DNP	DNP	DNP	DNP	DNP	DNP	-	0-1	DNP

SUPERLATIVES

ALABAMA

INDIVIDUAL GAME HIGHS

Rushes	25	T.J. Yeldon vs Georgia (Dec. 1, 2012)
Yards Rushing	181	Eddie Lacy vs Georgia (Dec. 1, 2012)
TD Rushes	3	Eddie Lacy at Arkansas (Sep 15, 2012)
	3	Eddie Lacy at Missouri (Oct 13, 2012)
	3	Eddie Lacy vs Western Carolina (Nov 17, 2012)
Long Rush	73	Eddie Lacy at Missouri (Oct 13, 2012)
Pass attempts	34	AJ McCarron vs Texas A&M (Nov 10, 2012)
Pass completions	22	AJ McCarron vs Mississippi (Sep 29, 2012)
Yards Passing	309	AJ McCarron vs Texas A&M (Nov 10, 2012)
TD Passes	4	AJ McCarron vs Western Kentucky (Sep 08, 2012)
	4	AJ McCarron at Tennessee (Oct 20, 2012)
	4	AJ McCarron vs Auburn (Nov 24, 2012)
Long Pass	85	AJ McCarron vs Florida Atlantic (Sep 22, 2012)
Receptions	8	Amari Cooper vs Mississippi (Sep 29, 2012)
	8	Amari Cooper vs Georgia (Dec. 1, 2012)
Yards Receiving	162	Amari Cooper at Tennessee (Oct 20, 2012)
TD Receptions	2	Christion Jones vs Western Kentucky (Sep 08, 2012)
	2	Kevin Norwood vs Western Kentucky (Sep 08, 2012)
	2	Amari Cooper vs Mississippi (Sep 29, 2012)
	2	Amari Cooper at Tennessee (Oct 20, 2012)
	2	Amari Cooper vs Auburn (Nov 24, 2012)
	2	Kevin Norwood vs Auburn (Nov 24, 2012)
Long Reception	85	Kenny Bell vs Florida Atlantic (Sep 22, 2012)
Field Goals	4	Jeremy Shelley vs Mississippi (Sep 29, 2012)
Long Field Goal	52	Cade Foster vs Florida Atlantic (Sep 22, 2012)
Punts	7	Cody Mandell at LSU (Nov 03, 2012)
Punting Avg	56.5	Cody Mandell vs Texas A&M (Nov 10, 2012)
Long Punt	61	Cody Mandell vs Mississippi State (Oct 27, 2012)
Punts inside 20	3	Cody Mandell vs Mississippi State (Oct 27, 2012)
	3	Cody Mandell vs Georgia (Dec. 1, 2012)
Long Punt Return	32	Cyrus Jones at Tennessee (Oct 20, 2012)
Long Kickoff Return	99	Christion Jones vs Mississippi (Sep 29, 2012)
Tackles	14	C.J. Mosley vs Texas A&M (Nov 10, 2012)
Sacks	2.0	Xzavier Dickson vs Georgia (Dec. 1, 2012)
Tackles For Loss	2.5	Adrian Hubbard at LSU (Nov 03, 2012)
Interceptions	1	Dillon Lee vs Michigan (Sep 01, 2012)
	1	Dee Milliner vs Michigan (Sep 01, 2012)
	1	C.J. Mosley vs Michigan (Sep 01, 2012)
	1	Deion Belue vs Western Kentucky (Sep 08, 2012)
	1	Vinnie Sunseri at Arkansas (Sep 15, 2012)
	1	HaHa Clinton-Dix at Arkansas (Sep 15, 2012)
	1	Deion Belue vs Mississippi (Sep 29, 2012)
	1	Dee Milliner vs Mississippi (Sep 29, 2012)
	1	Robert Lester vs Mississippi (Sep 29, 2012)
	1	Vinnie Sunseri at Missouri (Oct 13, 2012)
	1	HaHa Clinton-Dix at Missouri (Oct 13, 2012)
	1	C.J. Mosley at Tennessee (Oct 20, 2012)
	1	Robert Lester at Tennessee (Oct 20, 2012)
	1	Robert Lester vs Mississippi State (Oct 27, 2012)
	1	HaHa Clinton-Dix vs Auburn (Nov 24, 2012)
	1	Robert Lester vs Auburn (Nov 24, 2012)
	1	HaHa Clinton-Dix vs Georgia (Dec. 1, 2012)

TEAM GAME HIGHS

Rushes	51	vs Georgia (Dec. 1, 2012)
Yards Rushing	362	at Missouri (Oct 13, 2012)
Yards Per Rush	7.7	at Missouri (Oct 13, 2012)
TD Rushes	6	at Arkansas (Sep 15, 2012)
	6	at Missouri (Oct 13, 2012)
Pass attempts	34	vs Texas A&M (Nov 10, 2012)
Pass completions	22	vs Mississippi (Sep 29, 2012)
Yards Passing	309	vs Texas A&M (Nov 10, 2012)
Yards Per Pass	13.9	at Tennessee (Oct 20, 2012)
TD Passes	4	vs Western Kentucky (Sep 08, 2012)
	4	at Tennessee (Oct 20, 2012)
	4	vs Auburn (Nov 24, 2012)
Total Plays	73	vs Florida Atlantic (Sep 22, 2012)
Total Offense	539	at Tennessee (Oct 20, 2012)
Yards Per Play	8.8	vs Western Carolina (Nov 17, 2012)
Points	52	at Arkansas (Sep 15, 2012)
Sacks By	5	vs Mississippi (Sep 29, 2012)
First Downs	26	vs Georgia (Dec. 1, 2012)
Penalties	7	vs Michigan (Sep 01, 2012)
	7	at Arkansas (Sep 15, 2012)
	7	at Missouri (Oct 13, 2012)
	7	vs Mississippi State (Oct 27, 2012)
Penalty Yards	74	at Arkansas (Sep 15, 2012)
Turnovers	3	vs Texas A&M (Nov 10, 2012)
Interceptions By	3	vs Michigan (Sep 01, 2012)
	3	vs Mississippi (Sep 29, 2012)
Punts	7	at LSU (Nov 03, 2012)
Punting Avg	56.5	vs Texas A&M (Nov 10, 2012)
Long Punt	61	vs Mississippi State (Oct 27, 2012)
Punts inside 20	3	vs Mississippi State (Oct 27, 2012)
	3	vs Georgia (Dec. 1, 2012)
Long Punt Return	32	at Tennessee (Oct 20, 2012)

OPPONENTS

OPPONENT INDIVIDUAL GAME HIGHS

Rushes	29	Jeremy Hill, at LSU (Nov 03, 2012)
Yards Rushing	122	Todd Gurley, vs Georgia (Dec. 1, 2012)
TD Rushes	2	C. Michael, vs Texas A&M (Nov 10, 2012)
	2	Todd Gurley, vs Georgia (Dec. 1, 2012)
Long Rush	32	Johnny Manziel, vs Texas A&M (Nov 10, 2012)
Pass attempts	35	Z. Mettenberger, at LSU (Nov 03, 2012)
Pass completions	24	Z. Mettenberger, at LSU (Nov 03, 2012)
	24	Johnny Manziel, vs Texas A&M (Nov 10, 2012)
Yards Passing	298	Z. Mettenberger, at LSU (Nov 03, 2012)
TD Passes	2	Johnny Manziel, vs Texas A&M (Nov 10, 2012)
Long Pass	71	Robinson, D., vs Michigan (Sep 01, 2012)
Receptions	11	Ryan Swope, vs Texas A&M (Nov 10, 2012)
Yards Receiving	142	Tavarres King, vs Georgia (Dec. 1, 2012)
TD Receptions	1	Gardner, Devin, vs Michigan (Sep 01, 2012)
	1	Deleon, Alex, vs Florida Atlantic (Sep 22, 2012)
	1	Robert Johnson, vs Mississippi State (Oct 27, 2012)
	1	Jarvis Landry, at LSU (Nov 03, 2012)
	1	Ryan Swope, vs Texas A&M (Nov 10, 2012)
	1	Malcome Kennedy, vs Texas A&M (Nov 10, 2012)
	1	Jay Rome, vs Georgia (Dec. 1, 2012)
Long Reception	71	Gallon, Jeremy, vs Michigan (Sep 01, 2012)
Field Goals	2	Palardy, M., at Tennessee (Oct 20, 2012)
Long Field Goal	41	Baggett, Andrew, at Missouri (Oct 13, 2012)
Punts	8	Kelley, Sean, vs Florida Atlantic (Sep 22, 2012)
	8	Clark Sechrest, vs Western Carolina (Nov 17, 2012)
Punting Avg	51.3	Hagerup, Will, vs Michigan (Sep 01, 2012)
Long Punt	69	Barrow, Trey, at Missouri (Oct 13, 2012)
Punts inside 20	4	Barrow, Trey, at Missouri (Oct 13, 2012)
Long Punt Return	14	Andrews, A., vs Western Kentucky (Sep 08, 2012)
	14	Murphy, Marcus, at Missouri (Oct 13, 2012)
	14	Dustin Harris, vs Texas A&M (Nov 10, 2012)
Long Kickoff Return	98	Murphy, Marcus, at Missouri (Oct 13, 2012)
Tackles	14	Richardson, She, at Missouri (Oct 13, 2012)
	14	Johnson, A.J., at Tennessee (Oct 20, 2012)
Sacks	3.0	Smith, Q., vs Western Kentucky (Sep 08, 2012)
Tackles For Loss	3.0	Smith, Q., vs Western Kentucky (Sep 08, 2012)
	3.0	D. Nkemdiche, vs Mississippi (Sep 29, 2012)
	3.0	Jarvis Jones, vs Georgia (Dec. 1, 2012)
Interceptions	1	Sean Porter, vs Texas A&M (Nov 10, 2012)
	1	D. Everett, vs Texas A&M (Nov 10, 2012)
	1	S. Commings, vs Georgia (Dec. 1, 2012)

OPPONENT TEAM GAME HIGHS

Rushes	49	at LSU (Nov 03, 2012)
Yards Rushing	165	vs Texas A&M (Nov 10, 2012)
Yards Per Rush	3.9	vs Georgia (Dec. 1, 2012)
TD Rushes	2	vs Mississippi (Sep 29, 2012)
	2	vs Texas A&M (Nov 10, 2012)
	2	vs Georgia (Dec. 1, 2012)
Pass attempts	36	vs Mississippi State (Oct 27, 2012)
	36	at LSU (Nov 03, 2012)
Pass completions	25	at LSU (Nov 03, 2012)
Yards Passing	296	at LSU (Nov 03, 2012)
Yards Per Pass	8.3	vs Georgia (Dec. 1, 2012)
TD Passes	2	vs Texas A&M (Nov 10, 2012)
Total Plays	85	at LSU (Nov 03, 2012)
Total Offense	435	at LSU (Nov 03, 2012)
Yards Per Play	6.3	vs Georgia (Dec. 1, 2012)
Points	29	vs Texas A&M (Nov 10, 2012)
Sacks By	6	vs Western Kentucky (Sep 08, 2012)
First Downs	23	vs Texas A&M (Nov 10, 2012)
Penalties	8	vs Michigan (Sep 01, 2012)
	8	vs Western Carolina (Nov 17, 2012)
	8	vs Auburn (Nov 24, 2012)
Penalty Yards	99	vs Michigan (Sep 01, 2012)
Turnovers	5	at Arkansas (Sep 15, 2012)
Interceptions By	2	vs Texas A&M (Nov 10, 2012)
Punts	8	vs Florida Atlantic (Sep 22, 2012)
	8	at Missouri (Oct 13, 2012)
	8	vs Western Carolina (Nov 17, 2012)
Punting Avg	51.3	vs Michigan (Sep 01, 2012)
Long Punt	69	at Missouri (Oct 13, 2012)
Punts inside 20	4	at Missouri (Oct 13, 2012)
Long Punt Return	14	vs Western Kentucky (Sep 08, 2012)
	14	at Missouri (Oct 13, 2012)
	14	vs Texas A&M (Nov 10, 2012)

ALABAMA DRIVE CHARTS

MICHIGAN

		Drive Started			Drive Ended			Consumed	
Team	Qtr	Spot	Time	Obtained	Spot	Time	How lost	Pl - Yds	TOP
UA	1st	A25	15:00	Kickoff	A27	13:56	Punt	3 - 2	1:04
UA		A39	11:18	Punt	M00	06:56	*TOUCHDOWN	9 - 61	4:22
UA		A33	05:44	Punt	M00	04:59	*TOUCHDOWN	3 - 67	0:45
UA		M17	02:15	Interception	M00	01:24	*TOUCHDOWN	3 - 17	0:51
UA	2nd	A34	13:18	Punt	M05	09:53	*FIELD GOAL	8 - 61	3:25
UA		A47	07:03	Punt	A49	05:23	Punt	3 - 2	1:40
UA		M00	04:31	Interception	M00	04:31	*TOUCHDOWN	0 - 0	0:00
UA		A25	02:20	Kickoff	M30	00:00	Fumble	6 - 45	2:20
UA	3rd	A20	11:54	Punt	M35	07:43	Missed FG	7 - 45	4:11
UA		A46	04:25	Downs	M33	02:34	*FIELD GOAL	5 - 21	1:51
UA		A25	00:14	Kickoff	M37	12:18	Punt	7 - 38	2:56
UA	4th	A43	09:59	Possession	M00	05:32	*TOUCHDOWN	7 - 57	4:27
UA		A20	03:41	Punt	A17	01:26	Punt	3 - (3)	2:15
UA		M26	01:19	Interception	M23	00:00	End of half	2 - 3	1:19

WESTERN KENTUCKY

		Drive Started			Drive Ended			Consumed	
Team	Qtr	Spot	Time	Obtained	Spot	Time	How lost	Pl - Yds	TOP
UA	1st	A28	15:00	Kickoff	W00	13:07	*TOUCHDOWN	4 - 72	1:53
UA		W49	11:00	Fumble	W43	06:46	Punt	6 - 6	4:14
UA		W33	06:04	Fumble	W00	05:57	*TOUCHDOWN	1 - 33	0:07
UA		A03	01:24	Punt	A20	14:08	Punt	5 - 17	2:16
UA	2nd	A32	10:35	Fumble	W00	06:53	*TOUCHDOWN	7 - 68	3:42
UA		A37	03:41	Punt	A46	01:31	Punt	3 - 9	2:10
UA		A10	00:51	Punt	A13	00:00	End of half	1 - 3	0:51
UA	3rd	W12	13:25	Interception	W00	13:15	*TOUCHDOWN	2 - 12	0:10
UA		A26	07:56	Punt	A41	05:00	Punt	4 - 15	2:56
UA	4th	A23	14:49	Punt	A40	11:59	Punt	6 - 17	2:50
UA		A19	08:10	Punt	W00	01:47	*TOUCHDOWN	12 - 81	6:23

ARKANSAS

		Drive Started			Drive Ended			Consumed	
Team	Qtr	Spot	Time	Obtained	Spot	Time	How lost	Pl - Yds	TOP
UA	1st	U29	13:32	Punt	U26	11:36	Punt	3 - (3)	1:56
UA		A06	09:47	Downs	A00	09:40	*TOUCHDOWN	1 - 6	0:07
UA		U24	06:01	Missed FG	U29	03:58	Punt	3 - 5	2:03
UA		U20	02:35	Punt	A34	14:10	*FIELD GOAL	9 - 46	3:25
UA	2nd	U33	11:27	Interception	A00	08:58	*TOUCHDOWN	6 - 67	2:29
UA		U26	06:49	Punt	A35	04:29	Missed FG	7 - 39	2:20
UA		A03	04:17	Interception	A00	03:01	*TOUCHDOWN	3 - 3	1:16
UA		U05	00:40	Punt	U10	00:00	End of half	1 - 5	0:40
UA	3rd	U25	15:00	Kickoff	A00	12:10	*TOUCHDOWN	6 - 75	2:50
UA		A27	12:10	Fumble	A00	11:27	*TOUCHDOWN	2 - 27	0:43
UA		U20	04:03	Fumble	A00	11:32	*TOUCHDOWN	15 - 80	7:31
UA	4th	U46	09:45	Punt	A24	07:00	Downs	5 - 30	2:45
UA		A28	06:18	Fumble	A00	05:33	*TOUCHDOWN	2 - 28	0:45
UA		U22	02:38	Downs	U32	00:00	End of half	4 - 10	2:38

FLORIDA ATLANTIC

		Drive Started			Drive Ended			Consumed	
Team	Qtr	Spot	Time	Obtained	Spot	Time	How lost	Pl - Yds	TOP
UA	1st	A15	15:00	Kickoff	F00	13:18	*TOUCHDOWN	3 - 85	1:42
UA		A37	10:30	Punt	F00	06:12	*TOUCHDOWN	12 - 63	4:18
UA		A25	00:00	Punt	A25	05:05	Fumble	0 - 0	0:00
UA		A31	03:34	Missed FG	F35	14:49	*FIELD GOAL	9 - 34	3:45
UA	2nd	F40	12:42	Punt	F09	10:31	*FIELD GOAL	5 - 31	2:11
UA		A42	08:47	Punt	F13	05:22	*FIELD GOAL	8 - 45	3:25
UA		A05	02:46	Punt	F00	00:08	*TOUCHDOWN	12 - 95	2:38
UA	3rd	A35	12:46	Punt	F29	08:26	*FIELD GOAL	8 - 36	4:20
UA		A17	06:05	Punt	F39	01:47	Punt	7 - 44	4:18
UA	4th	F44	15:00	Punt	F00	11:13	*TOUCHDOWN	8 - 44	3:47
UA		A19	02:49	Kickoff	A45	00:00	End of half	5 - 26	2:49

MISSISSIPPI

		Drive Started			Drive Ended			Consumed	
Team	Qtr	Spot	Time	Obtained	Spot	Time	How lost	Pl - Yds	TOP
UA	1st	A22	15:00	Kickoff	A38	11:39	Punt	6 - 16	3:21
UA		A41	11:03	Punt	M21	07:17	*FIELD GOAL	8 - 38	3:46
UA		M44	05:36	Punt	M21	03:03	*FIELD GOAL	5 - 23	2:33
UA	2nd	M00	13:25	Kickoff	M00	13:25	*TOUCHDOWN	0 - 0	0:00
UA		M35	11:51	Interception	M00	10:30	*TOUCHDOWN	4 - 35	1:21
UA		M41	00:00	Interception	M41	09:52	Fumble	0 - 0	0:00
UA		A32	08:33	Interception	M00	01:37	*TOUCHDOWN	13 - 68	6:56
UA		A20	00:15	Punt	A28	00:00	End of half	1 - 8	0:15
UA	3rd	A42	12:39	Punt	A40	11:36	Punt	3 - (2)	1:03
UA		A21	06:35	Kickoff	A15	04:44	Punt	3 - (6)	1:51
UA		A41	03:50	Punt	M08	12:19	*FIELD GOAL	13 - 51	6:31
UA	4th	A25	08:48	Punt	M06	01:41	*FIELD GOAL	12 - 69	7:07

MISSOURI

		Drive Started			Drive Ended			Consumed	
Team	Qtr	Spot	Time	Obtained	Spot	Time	How lost	Pl - Yds	TOP
UA	1st	V25	15:00	Kickoff	H00	14:15	*TOUCHDOWN	2 - 75	0:45
UA		V08	13:21	Punt	H35	08:26	Punt	8 - 57	4:55
UA		V50	07:19	Interception	H00	06:07	*TOUCHDOWN	3 - 50	1:12
UA		H17	02:54	Punt	H00	01:42	*TOUCHDOWN	3 - 17	1:12
UA	2nd	V50	15:00	Punt	H12	12:17	Fumble	6 - 38	2:43
UA		V46	10:38	Punt	H00	08:40	*TOUCHDOWN	4 - 54	1:58
UA		V15	08:18	Kickoff	V48	06:21	Fumble	4 - 33	1:57
UA		V15	04:03	Punt	V34	01:56	Downs	7 - 19	2:07
UA		H49	00:09	Fumble	H49	00:00	End of half	1 - 0	0:09
UA	3rd	V24	11:44	Kickoff	V22	09:14	Punt	3 - (2)	2:30
UA		V10	08:49	Punt	V32	05:41	Punt	5 - 22	3:08
UA		V08	02:40	Punt	V43	00:00	Punt	4 - 35	2:40
UA	4th	H41	14:04	Punt	H00	08:05	*TOUCHDOWN	11 - 41	5:59
UA		V46	06:39	Interception	H00	02:28	*TOUCHDOWN	7 - 54	4:11
UA		V50	00:51	Downs	V50	00:00	End of half	0 - 0	0:51

TENNESSEE

		Drive Started			Drive Ended			Consumed	
Team	Qtr	Spot	Time	Obtained	Spot	Time	How lost	Pl - Yds	TOP
UA	1st	A27	13:49	Punt	A33	12:13	Punt	3 - 6	1:36
UA		T47	11:28	Punt	T00	08:18	*TOUCHDOWN	6 - 47	3:10
UA		A30	03:38	Kickoff	T27	13:24	Missed FG	12 - 43	5:14
UA	2nd	T32	13:07	Interception	T00	11:23	*TOUCHDOWN	4 - 32	1:44
UA		A28	08:40	Punt	T00	06:55	*TOUCHDOWN	4 - 72	1:45
UA		A30	05:25	Kickoff	T17	01:24	*FIELD GOAL	8 - 53	4:01
UA	3rd	A25	15:00	Kickoff	T28	10:54	Missed FG	7 - 47	4:06
UA		A09	09:34	Punt	A06	07:29	Punt	3 - (3)	2:05
UA		A33	06:27	Downs	T00	02:56	*TOUCHDOWN	6 - 67	3:31
UA		A20	01:19	Interception	T00	12:46	*TOUCHDOWN	6 - 80	3:33
UA	4th	A42	10:28	Downs	T00	09:07	*TOUCHDOWN	3 - 58	1:21
UA		A18	06:34	Punt	A24	05:57	Fumble	2 - 6	0:37
UA		A32	03:52	Kickoff	T42	00:00	End of half	6 - 26	3:52

MISSISSIPPI STATE

		Drive Started			Drive Ended			Consumed	
Team	Qtr	Spot	Time	Obtained	Spot	Time	How lost	Pl - Yds	TOP
UA	1st	A41	15:00	Kickoff	M00	10:28	*TOUCHDOWN	9 - 59	4:32
UA		A20	06:40	Missed FG	M00	03:27	*TOUCHDOWN	6 - 80	3:13
UA		A27	01:06	Punt	M00	13:33	*TOUCHDOWN	8 - 73	2:33
UA	2nd	M47	12:37	Punt	M44	11:09	Punt	3 - 3	1:28
UA		A32	09:42	Punt	A41	07:46	Punt	3 - 9	1:56
UA		A43	05:24	Punt	A34	03:04	Punt	3 - (9)	2:20
UA		A47	02:05	Punt	M17	00:52	*FIELD GOAL	6 - 36	1:13
UA	3rd	A33	13:57	Punt	M36	11:10	Punt	6 - 31	2:47
UA		A20	02:47	Interception	M47	14:49	Punt	4 - 33	2:58
UA	4th	M28	14:49	Fumble	M00	12:55	*TOUCHDOWN	3 - 28	1:54
UA		M43	12:55	Fumble	M00	08:14	*TOUCHDOWN	8 - 43	4:41
UA		A35	04:39	Kickoff	M42	00:00	End of half	6 - 23	4:39

LSU

		Drive Started			Drive Ended			Consumed	
Team	Qtr	Spot	Time	Obtained	Spot	Time	How lost	Pl - Yds	TOP
UA	1st	A11	12:10	Punt	A18	11:04	Punt	3 - 7	1:06
UA		A19	06:11	Kickoff	L39	02:55	Punt	7 - 42	3:16
UA	2nd	A08	14:17	Punt	L00	08:17	*TOUCHDOWN	11 - 92	6:00
UA		A36	00:00	Punt	A32	06:49	Fumble	0 - (4)	0:00
UA		A33	04:36	Downs	A35	03:38	Punt	3 - 2	0:58
UA		A37	01:08	Missed FG	L00	00:11	*TOUCHDOWN	6 - 63	0:57
UA	3rd	A25	15:00	Kickoff	A31	13:55	Punt	3 - 6	1:05
UA		A20	12:17	Punt	A25	10:34	Punt	3 - 5	1:43
UA		L44	03:35	Kickoff	L10	01:06	Fumble	5 - 34	2:29
UA	4th	A27	12:53	Kickoff	A28	11:51	Punt	3 - 1	1:02
UA		A24	08:41	Downs	A27	07:20	Punt	3 - 3	1:21
UA		A28	01:34	Missed FG	L00	00:51	*TOUCHDOWN	5 - 72	0:43

TEXAS A&M

		Drive Started			Drive Ended			Consumed	
Team	Qtr	Spot	Time	Obtained	Spot	Time	How lost	Pl - Yds	TOP
UA	1st	A25	15:00	Kickoff	A27	13:24	Punt	3 - 2	1:36
UA		A25	10:34	Kickoff	A48	09:39	Interception	4 - 23	0:55
UA		A25	07:59	Kickoff	A26	06:40	Punt	3 - 1	1:19
UA		A25	00:41	Kickoff	T00	10:04	*TOUCHDOWN	13 - 75	5:37
UA	2nd	A33	04:10	Downs	T00	00:19	*TOUCHDOWN	10 - 67	3:51
UA	3rd	A35	13:16	Punt	A40	12:23	Punt	3 - 5	0:53
UA		A48	10:07	Punt	T11	04:56	*FIELD GOAL	10 - 41	5:11
UA	4th	A23	14:16	Kickoff	A27	12:20	Punt	3 - 4	1:56
UA		A20	10:06	Missed FG	T34	09:10	Fumble	3 - 46	0:56
UA		A06	08:37	Kickoff	T00	06:09	*TOUCHDOWN	9 - 94	2:28
UA		A40	04:27	Punt	T02	01:36	Interception	5 - 58	2:51

ALABAMA DRIVE CHARTS

WESTERN CAROLINA

		Drive Started			Drive Ended			Consumed	
Team	Qtr	Spot	Time	Obtained	Spot	Time	How lost	Pl - Yds	TOP
UA	1st	A38	15:00	Kickoff	W00	12:06	*TOUCHDOWN	6 - 62	2:54 .
UA		W44	09:54	Punt	W00	07:58	*TOUCHDOWN	4 - 44	1:56 .
UA		A38	05:33	Punt	W00	04:10	*TOUCHDOWN	3 - 62	1:23 .
UA	2nd	A01	13:14	Punt	W00	08:15	*TOUCHDOWN	8 - 99	4:59
UA		A29	06:49	Punt	W00	03:02	*TOUCHDOWN	7 - 71	3:47 .
UA		A34	00:00	Punt	A29	00:41	Fumble	0 - (5)	0:00
UA		A43	00:14	Fumble	A43	00:14	*TOUCHDOWN	0 - 0	0:00
UA	3rd	A39	12:59	Punt	W00	07:15	*TOUCHDOWN	10 - 61	5:44 .
UA		A15	01:15	Downs	A33	14:24	Punt	5 - 18	1:51
UA	4th	A35	12:06	Punt	W45	09:12	Punt	4 - 20	2:54
UA		A50	02:57	Punt	W27	00:00	End of half	5 - 23	2:57

AUBURN

		Drive Started			Drive Ended			Consumed	
Team	Qtr	Spot	Time	Obtained	Spot	Time	How lost	Pl - Yds	TOP
UA	1st	A25	15:00	Kickoff	T00	11:07	*TOUCHDOWN	10 - 75	3:53 .
UA		A39	09:32	Punt	T00	05:01	*TOUCHDOWN	10 - 61	4:31 .
UA		A12	00:45	Punt	T00	12:38	*TOUCHDOWN	6 - 88	3:07
UA	2nd	T29	09:58	Interception	T00	08:39	*TOUCHDOWN	5 - 29	1:19 .
UA		A36	07:05	Punt	T00	04:43	*TOUCHDOWN	7 - 64	2:22 .
UA		T35	01:39	Fumble	T00	00:31	*TOUCHDOWN	3 - 35	1:08
UA	3rd	A39	12:05	Punt	T00	09:03	*TOUCHDOWN	7 - 61	3:02
UA		A40	07:10	Punt	T07	01:51	Fumble	9 - 53	5:19 .
UA	4th	A13	14:51	Interception	A16	13:03	Punt	3 - 3	1:48
UA		A42	10:49	Punt	A49	08:29	Punt	3 - 7	2:20
UA		A41	04:33	Punt	T08	00:11	Downs	6 - 51	4:22 .

GEORGIA

		Drive Started			Drive Ended			Consumed	
Team	Qtr	Spot	Time	Obtained	Spot	Time	How lost	Pl - Yds	TOP
UA	1st	A25	15:00	Kickoff	G48	12:57	Punt	5 - 27	2:03
UA		A19	11:42	Punt	A40	09:33	Fumble	5 - 21	2:09
UA		A33	06:22	Missed FG	G49	03:47	Punt	4 - 18	2:35
UA	2nd	A24	13:59	Kickoff	A14	12:01	Punt	3 - (10)	1:58
UA		A18	11:16	Punt	G05	06:41	Interception	8 - 77	4:35 .
UA		A30	05:04	Punt	G00	01:59	*TOUCHDOWN	6 - 70	3:05
UA		G47	01:15	Interception	G05	15:00	*FIELD GOAL	6 - 42	1:15 .
UA	3rd	A25	12:09	Kickoff	G32	06:31	Missed FG	11 - 43	5:38
UA		A23	06:31	Kickoff	G00	04:19	*TOUCHDOWN	4 - 77	2:12 .
UA		A26	03:04	Punt	G00	14:57	*TOUCHDOWN	7 - 74	3:07 .
UA	4th	A21	12:54	Kickoff	A50	07:14	Punt	8 - 29	5:40
UA		A45	05:24	Punt	G00	03:15	*TOUCHDOWN	4 - 55	2:09
UA		A36	02:17	Punt	A44	01:08	Punt	3 - 8	1:09

OPPONENT DRIVE CHARTS

MICHIGAN

		Drive Started			Drive Ended			Consumed	
Team	Qtr	Spot	Time	Obtained	Spot	Time	How lost	Pl - Yds	TOP
MICH	1st	M22	13:56	Punt	M18	11:18	Punt	6 - (4)	2:38
MICH		M29	06:48	Kickoff	M34	05:44	Punt	3 - 5	1:04
MICH		M24	04:53	Kickoff	M25	02:15	Interception	5 - 1	2:38
MICH		M26	01:15	Kickoff	M38	13:18	Punt	6 - 12	2:57
MICH	2nd	M05	09:46	Kickoff	M14	07:03	Punt	3 - 9	2:43
MICH		M02	05:23	Punt	M03	04:31	Interception	3 - 1	0:52
MICH		M25	04:25	Kickoff	A00	02:20	*TOUCHDOWN	3 - 75	2:05
MICH		M30	00:00	Fumble	M30	00:00	End of half	0 - 0	0:00
MICH	3rd	M22	14:53	Kickoff	M46	11:54	Punt	5 - 24	2:59
MICH		M35	07:43	Missed FG	A46	04:25	Downs	6 - 19	3:18
MICH		M14	02:30	Kickoff	A00	00:14	*TOUCHDOWN	5 - 86	2:16
MICH	4th	M08	12:18	Punt	A43	09:59	Possession	5 - 49	2:19
MICH		M35	05:26	Kickoff	M45	03:41	Punt	5 - 10	1:45
MICH		M17	01:26	Punt	M17	01:19	Interception	1 - 0	0:07

WESTERN KENTUCKY

		Drive Started			Drive Ended			Consumed	
Team	Qtr	Spot	Time	Obtained	Spot	Time	How lost	Pl - Yds	TOP
WKU	1st	W25	13:07	Kickoff	W49	11:00	Fumble	5 - 24	2:07
WKU		W20	06:46	Punt	W33	06:04	Fumble	2 - 13	0:42
WKU		W25	05:57	Kickoff	W46	01:24	Punt	6 - 21	4:33
WKU	2nd	W34	14:08	Punt	A25	10:35	Fumble	8 - 41	3:33
WKU		W18	06:53	Kickoff	W28	03:41	Punt	5 - 10	3:12
WKU		W24	01:31	Punt	W37	00:51	Punt	5 - 13	0:40
WKU	3rd	W30	15:00	Kickoff	W40	13:25	Interception	3 - 10	1:35
WKU		W25	13:15	Kickoff	A45	07:56	Punt	7 - 30	5:19
WKU		W12	05:00	Punt	W47	14:49	Punt	9 - 35	5:11
WKU	4th	W18	11:59	Punt	W26	08:10	Punt	6 - 8	3:49
WKU		W09	01:47	Kickoff	W13	00:00	End of half	3 - 4	1:47

ARKANSAS

		Drive Started			Drive Ended			Consumed	
Team	Qtr	Spot	Time	Obtained	Spot	Time	How lost	Pl - Yds	TOP
AR	1st	A25	15:00	Kickoff	A31	13:32	Punt	3 - 6	1:28
AR		A39	11:36	Punt	A06	09:47	Downs	4 - (33)	1:49
AR		A25	09:40	Kickoff	U24	06:01	Missed FG	8 - 51	3:39
AR		A37	03:58	Punt	A41	02:35	Punt	3 - 4	1:23
AR	2nd	A25	14:10	Kickoff	U42	11:27	Interception	6 - 33	2:43
AR		A25	08:58	Kickoff	A20	06:49	Punt	3 - (5)	2:09
AR		A35	04:29	Missed FG	A35	04:17	Interception	1 - 0	0:12
AR		A25	03:01	Kickoff	A38	00:40	Punt	5 - 13	2:21
AR	3rd	A27	12:10	Kickoff	A27	12:10	Fumble	0 - 0	0:00
AR		A25	11:27	Kickoff	U20	04:03	Fumble	15 - 55	7:24
AR	4th	A25	11:32	Kickoff	A14	09:45	Punt	3 - (11)	1:47
AR		A24	07:00	Downs	A28	06:18	Fumble	3 - 4	0:42
AR		A25	05:33	Kickoff	U22	02:38	Downs	9 - 53	2:55

FLORIDA ATLANTIC

		Drive Started			Drive Ended			Consumed	
Team	Qtr	Spot	Time	Obtained	Spot	Time	How lost	Pl - Yds	TOP
FAU	1st	F22	13:18	Kickoff	F27	10:30	Punt	3 - 5	2:48
FAU		F25	06:12	Kickoff	F25	05:05	Punt	3 - 0	1:07
FAU		A25	05:05	Fumble	A31	03:34	Missed FG	4 - (6)	1:31
FAU	2nd	F25	14:49	Kickoff	F23	12:42	Punt	3 - (2)	2:07
FAU		F25	10:31	Kickoff	F26	08:47	Punt	3 - 1	1:44
FAU		F25	05:22	Kickoff	F38	02:46	Punt	5 - 13	2:36
FAU		F15	00:08	Kickoff	F17	00:00	End of half	1 - 2	0:08
FAU	3rd	F24	15:00	Kickoff	F26	12:46	Punt	3 - 2	2:14
FAU		F25	08:26	Kickoff	F33	06:05	Punt	3 - 8	2:21
FAU		F11	01:47	Punt	F19	00:00	Punt	3 - 8	1:47
FAU	4th	F25	11:13	Kickoff	A00	02:49	*TOUCHDOWN	15 - 75	8:24

MISSISSIPPI

		Drive Started			Drive Ended			Consumed	
Team	Qtr	Spot	Time	Obtained	Spot	Time	How lost	Pl - Yds	TOP
UM	1st	M21	11:39	Punt	M27	11:03	Punt	3 - 6	0:36
UM		M25	07:17	Kickoff	M25	05:36	Punt	3 - 0	1:41
UM		M25	03:03	Kickoff	A00	13:40	*TOUCHDOWN	13 - 75	4:23
UM	2nd	M25	13:25	Kickoff	M20	11:51	Interception	3 - (5)	1:34
UM		M25	10:30	Kickoff	M35	09:52	Interception	2 - 10	0:38
UM		M41	09:52	Fumble	M30	08:33	Interception	2 - (11)	1:19
UM		M25	01:37	Kickoff	M39	00:15	Punt	6 - 14	1:22
UM	3rd	M25	15:00	Kickoff	M32	12:39	Punt	6 - 7	2:21
UM		M30	11:36	Punt	A00	06:35	*TOUCHDOWN	16 - 70	5:01
UM		M44	04:44	Punt	M37	03:50	Punt	3 - (7)	0:54
UM	4th	M15	12:19	Kickoff	M40	08:48	Punt	7 - 25	3:31
UM		M25	01:41	Kickoff	M47	00:00	End of half	4 - 22	1:41

MISSOURI

		Drive Started			Drive Ended			Consumed	
Team	Qtr	Spot	Time	Obtained	Spot	Time	How lost	Pl - Yds	TOP
MU	1st	H25	14:15	Kickoff	H26	13:21	Punt	3 - 1	0:54
MU		H13	08:26	Punt	H37	07:19	Interception	4 - 24	1:07
MU		H23	06:01	Kickoff	H30	02:54	Punt	6 - 7	3:07
MU		H15	01:32	Kickoff	H19	00:00	Punt	3 - 4	1:32
MU	2nd	H12	12:17	Fumble	H16	10:38	Punt	3 - 4	1:39
MU		V00	08:24	Kickoff	V00	08:24	*TOUCHDOWN	0 - 0	0:00
MU		V48	06:21	Fumble	V45	04:03	Punt	3 - 3	2:18
MU		V34	01:56	Downs	H49	00:09	Fumble	5 - (17)	1:47
MU	3rd	H26	14:53	Kickoff	V23	11:50	*FIELD GOAL	7 - 51	3:03
MU		V44	09:14	Punt	V44	08:49	Punt	3 - 0	0:25
MU		H22	05:41	Punt	H44	02:40	Punt	8 - 22	3:01
MU	4th	H16	15:00	Punt	H14	14:04	Punt	3 - (2)	0:56
MU		H25	08:05	Kickoff	H38	06:39	Interception	5 - 13	1:26
MU		H25	02:28	Kickoff	H50	00:51	Downs	5 - 25	1:37

TENNESSEE

		Drive Started			Drive Ended			Consumed	
Team	Qtr	Spot	Time	Obtained	Spot	Time	How lost	Pl - Yds	TOP
UT	1st	T25	15:00	Kickoff	T32	13:49	Punt	3 - 7	1:11
UT		T28	12:13	Punt	T30	11:28	Punt	3 - 2	0:45
UT		T21	08:11	Kickoff	A14	03:38	*FIELD GOAL	11 - 65	4:33
UT	2nd	T27	13:24	Missed FG	T27	13:07	Interception	3 - 0	0:17
UT		T25	11:23	Kickoff	T35	08:40	Punt	4 - 10	2:43
UT		A48	06:43	Kickoff	A00	05:32	*TOUCHDOWN	3 - 48	1:11
UT		T22	01:15	Kickoff	T43	00:00	End of half	5 - 21	1:15
UT	3rd	T28	10:54	Missed FG	T35	09:34	Punt	3 - 7	1:20
UT		A42	07:29	Punt	A33	06:27	Downs	4 - 9	1:02
UT		T38	02:45	Kickoff	A21	01:19	Interception	3 - 41	1:26
UT	4th	T25	12:46	Kickoff	A42	10:28	Downs	7 - 33	2:18
UT		T25	09:07	Kickoff	T41	06:34	Punt	5 - 16	2:33
UT		A24	05:57	Fumble	A03	03:57	*FIELD GOAL	6 - 21	2:00

MISSISSIPPI STATE

		Drive Started			Drive Ended			Consumed	
Team	Qtr	Spot	Time	Obtained	Spot	Time	How lost	Pl - Yds	TOP
MSU	1st	M45	10:28	Kickoff	A14	06:40	Missed FG	9 - 41	3:48
MSU		M20	03:27	Kickoff	A44	01:06	Punt	5 - 36	2:21
MSU	2nd	M19	13:33	Kickoff	M06	12:37	Punt	3 - (13)	0:56
MSU		M21	11:09	Punt	M29	09:42	Punt	3 - 8	1:27
MSU		M20	07:46	Punt	M13	05:24	Punt	3 - (7)	2:22
MSU		M06	03:04	Punt	M11	02:05	Punt	3 - 5	0:59
MSU		M24	00:52	Kickoff	A49	00:00	End of half	4 - 27	0:52
MSU	3rd	M18	15:00	Kickoff	M20	13:57	Punt	3 - 2	1:03
MSU		M02	11:10	Punt	A01	02:47	Interception	16 - 97	8:23
MSU	4th	M28	00:00	Punt	M28	14:49	Fumble	0 - 0	0:00
MSU		M43	13:06	Kickoff	M43	12:55	Fumble	0 - 0	0:11
MSU		M37	08:14	Kickoff	A00	04:39	*TOUCHDOWN	9 - 63	3:35

LSU

		Drive Started			Drive Ended			Consumed	
Team	Qtr	Spot	Time	Obtained	Spot	Time	How lost	Pl - Yds	TOP
LS	1st	L25	15:00	Kickoff	A46	12:10	Punt	8 - 29	2:50
LS		L26	11:04	Punt	A21	06:11	*FIELD GOAL	12 - 53	4:53
LS		L20	02:55	Punt	L43	14:17	Punt	7 - 23	3:38
LS	2nd	L12	08:12	Kickoff	L16	06:49	Punt	3 - 4	1:23
LS		A32	06:49	Fumble	A32	04:36	Downs	5 - 0	2:13
LS		L09	03:38	Punt	A37	01:08	Missed FG	8 - 54	2:30
LS		A49	00:04	Kickoff	A49	00:00	End of half	1 - 0	0:04
LS	3rd	L33	13:55	Punt	L36	12:17	Punt	3 - 3	1:38
LS		L42	10:34	Punt	A00	03:35	*TOUCHDOWN	13 - 58	6:59
LS		L10	01:06	Fumble	A00	12:58	*TOUCHDOWN	7 - 90	3:08
LS	4th	L37	11:51	Punt	A24	08:41	Downs	6 - 39	3:10
LS		L19	07:20	Punt	A28	01:34	Missed FG	12 - 53	5:46
LS		L20	00:45	Kickoff	L19	00:00	End of half	3 - (1)	0:45

TEXAS A&M

		Drive Started			Drive Ended			Consumed	
Team	Qtr	Spot	Time	Obtained	Spot	Time	How lost	Pl - Yds	TOP
TAMU	1st	T27	13:24	Punt	A00	10:34	*TOUCHDOWN	9 - 73	2:50
TAMU		A41	09:39	Interception	A00	07:59	*TOUCHDOWN	4 - 41	1:40
TAMU		T27	06:40	Punt	A00	00:41	*TOUCHDOWN	14 - 73	5:59
TAMU	2nd	T06	10:04	Kickoff	A32	04:10	Downs	13 - 62	5:54
TAMU		T25	00:19	Kickoff	T23	00:00	End of half	1 - (2)	0:19
TAMU	3rd	T25	15:00	Kickoff	T28	13:16	Punt	3 - 3	1:44
TAMU		T20	12:23	Punt	T11	10:07	Punt	3 - (9)	2:16
TAMU		T26	04:56	Kickoff	A11	14:16	*FIELD GOAL	16 - 63	5:40
TAMU	4th	T30	12:20	Punt	A19	10:06	Missed FG	7 - 51	2:14
TAMU		T34	09:10	Fumble	A00	08:37	*TOUCHDOWN	2 - 66	0:33
TAMU		T21	06:09	Kickoff	T21	04:27	Punt	3 - 0	1:42
TAMU		T04	01:36	Interception	T16	00:00	End of half	4 - 12	1:36

OPPONENT DRIVE CHARTS

WESTERN CAROLINA

		Drive Started			Drive Ended			Consumed	
Team	Qtr	Spot	Time	Obtained	Spot	Time	How lost	Pl - Yds	TOP
WCU	1st	W22	12:06	Kickoff	W29	09:54	Punt	3 - 7	2:12
WCU		W25	07:58	Kickoff	W24	05:33	Punt	3 - (1)	2:25
WCU		W25	04:10	Kickoff	A43	13:14	Punt	8 - 32	5:56
WCU	2nd	W27	08:15	Kickoff	W29	06:49	Punt	3 - 2	1:26
WCU		W15	03:02	Kickoff	W20	00:41	Punt	3 - 5	2:21
WCU		A29	00:41	Fumble	A43	00:14	Fumble	2 - (14)	0:27
WCU		W11	00:14	Kickoff	W15	00:00	End of half	1 - 4	0:14
WCU	3rd	W16	15:00	Kickoff	W19	12:59	Punt	3 - 3	2:01
WCU		W25	07:15	Kickoff	A14	01:15	Downs	10 - 61	6:00 .
WCU	4th	W21	14:24	Punt	W18	12:06	Punt	3 - (3)	2:18
WCU		W07	09:12	Punt	W45	02:57	Punt	9 - 38	6:15

AUBURN

		Drive Started			Drive Ended			Consumed	
Team	Qtr	Spot	Time	Obtained	Spot	Time	How lost	Pl - Yds	TOP
AU	1st	T24	11:07	Kickoff	T26	09:32	Punt	3 - 2	1:35
AU		T22	05:01	Kickoff	A41	00:45	Punt	9 - 37	4:16
AU	2nd	T15	12:38	Kickoff	T38	09:58	Interception	6 - 23	2:40
AU		T24	08:39	Kickoff	T31	07:05	Punt	3 - 7	1:34
AU		T26	04:43	Kickoff	A48	01:39	Fumble	5 - 26	3:04
AU		T24	00:31	Kickoff	T14	00:00	End of half	1 - (10)	0:31
AU	3rd	T20	15:00	Kickoff	T19	12:05	Punt	3 - (1)	2:55
AU		T19	09:03	Kickoff	T19	07:10	Punt	3 - 0	1:53
AU		T07	01:51	Fumble	T37	14:51	Interception	5 - 30	2:00
AU	4th	T37	13:03	Punt	T39	10:49	Punt	3 - 2	2:14
AU		T01	08:29	Punt	T20	04:33	Punt	5 - 19	3:56
AU		T08	00:11	Downs	T13	00:00	End of half	1 - 5	0:11

GEORGIA

		Drive Started			Drive Ended			Consumed	
Team	Qtr	Spot	Time	Obtained	Spot	Time	How lost	Pl - Yds	TOP
GA	1st	G20	12:57	Punt	G28	11:42	Punt	3 - 8	1:15
GA		A40	09:33	Fumble	A33	06:22	Missed FG	8 - 7	3:11
GA		G13	03:47	Punt	A00	13:59	*TOUCHDOWN	13 - 87	4:48 .
GA	2nd	A49	12:01	Punt	G48	11:16	Punt	3 - (3)	0:45
GA		G20	06:41	Interception	G24	05:04	Punt	3 - 4	1:37
GA		G25	01:59	Kickoff	G49	01:15	Interception	3 - 24	0:44
GA	3rd	G25	15:00	Kickoff	A00	12:09	*TOUCHDOWN	9 - 75	2:51 .
GA		G45	06:31	Missed FG	G45	06:31	*TOUCHDOWN	0 - 0	0:00
GA		G25	04:19	Kickoff	G31	03:04	Punt	3 - 6	1:15
GA	4th	G25	14:57	Kickoff	A00	12:54	*TOUCHDOWN	5 - 75	2:03 .
GA		G08	07:14	Punt	G17	05:24	Punt	3 - 9	1:50
GA		G25	03:15	Kickoff	G17	02:17	Punt	3 - (8)	0:58
GA		G15	01:08	Punt	A05	00:00	End of half	8 - 80	1:08 .

BY QUARTER STATS

3rd-Down Conversions

Date	Opponent		Score	Overall		1st Qtr		2nd Qtr		3rd Qtr		4th Qtr		Overtime	
Sep 01, 2012	vs Michigan	W	41-14	3-10	30.0	1-2	50.0	2-4	50.0	0-2	0.0	0-2	0.0		
Sep 08, 2012	WESTERN KENTUCKY	W	35-0	4-10	40.0	1-2	50.0	1-3	33.3	0-1	0.0	2-4	50.0		
Sep 15, 2012	at Arkansas	W	52-0	6-11	54.5	0-2	0.0	1-3	33.3	2-2	100.0	3-4	75.0		
Sep 22, 2012	FLORIDA ATLANTIC	W	40-7	7-14	50.0	5-5	100.0	0-4	0.0	1-3	33.3	1-2	50.0		
Sep 29, 2012	MISSISSIPPI	W	33-14	11-18	61.1	1-4	25.0	5-5	100.0	2-4	50.0	3-5	60.0		
Oct 13, 2012	at Missouri	W	42-10	2-9	22.2	0-1	0.0	1-3	33.3	0-3	0.0	1-2	50.0		
Oct 20, 2012	at Tennessee	W	44-13	6-12	50.0	2-3	66.7	2-4	50.0	1-3	33.3	1-2	50.0		
Oct 27, 2012	MISSISSIPPI STATE	W	38-7	4-11	36.4	1-2	50.0	1-5	20.0	1-3	33.3	1-1	100.0		
Nov 03, 2012	at LSU	W	21-17	1-9	11.1	0-2	0.0	1-2	50.0	0-3	0.0	0-2	0.0		
Nov 10, 2012	TEXAS A&M	L	24-29	7-15	46.7	0-3	0.0	3-4	75.0	2-4	50.0	2-4	50.0		
Nov 17, 2012	WESTERN CAROLINA	W	49-0	6-9	66.7	0-0	0.0	3-3	100.0	3-3	100.0	0-3	0.0		
Nov 24, 2012	AUBURN	W	49-0	11-14	78.6	4-4	100.0	3-3	100.0	4-4	100.0	0-3	0.0		
Dec. 1, 2012	vs Georgia	W	32-28	4-12	33.3	0-3	0.0	1-3	33.3	2-3	66.7	1-3	33.3		
	Alabama			72-154	46.8	15-33	45.5	24-46	52.2	18-38	47.4	15-37	40.5	0-0	0.0
	Opponents			59-182	32.4	23-53	43.4	8-43	18.6	19-47	40.4	9-39	23.1	0-0	0.0

4th-Down Conversions

Date	Opponent		Score	Overall		1st Qtr		2nd Qtr		3rd Qtr		4th Qtr		Overtime	
Sep 01, 2012	vs Michigan	W	41-14	0-0	0.0	0-0	0.0	0-0	0.0	0-0	0.0	0-0	0.0		
Sep 08, 2012	WESTERN KENTUCKY	W	35-0	1-1	100.0	0-0	0.0	0-0	0.0	0-0	0.0	1-1	100.0		
Sep 15, 2012	at Arkansas	W	52-0	0-1	0.0	0-0	0.0	0-0	0.0	0-0	0.0	0-1	0.0		
Sep 22, 2012	FLORIDA ATLANTIC	W	40-7	2-2	100.0	0-0	0.0	1-1	100.0	0-0	0.0	1-1	100.0		
Sep 29, 2012	MISSISSIPPI	W	33-14	0-0	0.0	0-0	0.0	0-0	0.0	0-0	0.0	0-0	0.0		
Oct 13, 2012	at Missouri	W	42-10	1-2	50.0	0-0	0.0	0-1	0.0	0-0	0.0	1-1	100.0		
Oct 20, 2012	at Tennessee	W	44-13	0-0	0.0	0-0	0.0	0-0	0.0	0-0	0.0	0-0	0.0		
Oct 27, 2012	MISSISSIPPI STATE	W	38-7	1-1	100.0	1-1	100.0	0-0	0.0	0-0	0.0	0-0	0.0		
Nov 03, 2012	at LSU	W	21-17	0-0	0.0	0-0	0.0	0-0	0.0	0-0	0.0	0-0	0.0		
Nov 10, 2012	TEXAS A&M	L	24-29	1-2	50.0	0-0	0.0	1-1	100.0	0-0	0.0	0-1	0.0		
Nov 17, 2012	WESTERN CAROLINA	W	49-0	0-0	0.0	0-0	0.0	0-0	0.0	0-0	0.0	0-0	0.0		
Nov 24, 2012	AUBURN	W	49-0	0-1	0.0	0-0	0.0	0-0	0.0	0-0	0.0	0-1	0.0		
Dec. 1, 2012	vs Georgia	W	32-28	0-0	0.0	0-0	0.0	0-0	0.0	0-0	0.0	0-0	0.0		
	Alabama			6-10	60.0	1-1	100.0	2-3	66.7	0-0	0.0	3-6	50.0	0-0	0.0
	Opponents			7-17	41.2	0-1	0.0	1-3	33.3	3-6	50.0	3-7	42.9	0-0	0.0

Time of Possession

Date	Opponent		Score	Overall	1st Qtr	2nd Qtr	3rd Qtr	4th Qtr	Overtime
Sep 01, 2012	vs Michigan	W	41-14	31:26	7:02	7:25	6:16	10:43	
Sep 08, 2012	WESTERN KENTUCKY	W	35-0	27:32	7:38	7:35	3:06	9:13	
Sep 15, 2012	at Arkansas	W	52-0	31:28	6:41	7:35	7:36	9:36	
Sep 22, 2012	FLORIDA ATLANTIC	W	40-7	33:13	9:34	8:25	8:38	6:36	
Sep 29, 2012	MISSISSIPPI	W	33-14	34:59	9:40	8:47	6:44	9:48	
Oct 13, 2012	at Missouri	W	42-10	36:29	8:04	9:00	8:24	11:01	
Oct 20, 2012	at Tennessee	W	44-13	36:47	8:24	9:13	11:01	8:09	
Oct 27, 2012	MISSISSIPPI STATE	W	38-7	34:14	8:51	8:24	5:34	11:25	
Nov 03, 2012	at LSU	W	21-17	20:45	4:22	7:55	5:17	3:11	
Nov 10, 2012	TEXAS A&M	L	24-29	27:33	4:31	8:47	6:04	8:11	
Nov 17, 2012	WESTERN CAROLINA	W	49-0	28:25	6:13	8:46	6:59	6:27	
Nov 24, 2012	AUBURN	W	49-0	33:11	9:09	7:11	8:21	8:30	
Dec. 1, 2012	vs Georgia	W	32-28	37:35	6:47	10:53	10:54	9:01	
	Alabama		Total	413:37	96:56	109:56	94:54	111:51	0:00
			Avg.	31:49	7:27	8:27	7:18	8:36	0:00
	Opponents		Total	366:23	98:04	85:04	100:06	83:09	0:00
			Avg.	28:11	7:32	6:32	7:42	6:23	0:00

ALABAMA'S 20-PLUS YARD PLAYS

20-YARD PLUS PLAYS

Yds	Type	Player(s)	Opponent
99*	KR	Christion Jones	Mississippi
85*	Pass	Kenny Bell from AJ McCarron	Florida Atlantic
73*	Rush	Eddie Lacy	Missouri
57*	FR	Deion Belue	Western Carolina
57*	Pass	Kenny Bell from AJ McCarron	Mississippi State
54*	Pass	Amari Cooper from AJ McCarron	Texas A&M
54	Pass	Kenny Bell from AJ McCarron	Texas A&M
54	Pass	Amari Cooper from AJ McCarron	Tennessee
51*	Pass	DeAndrew White from AJ McCarron	Michigan
50	Pass	Amari Cooper from AJ McCarron	Texas A&M
47	Pass	Kevin Norwood from AJ McCarron	Western Kentucky
46	INT	HaHa Clinton-Dix	Arkansas
45*	Pass	Amari Cooper from AJ McCarron	Georgia
44	Pass	Kenny Bell from AJ McCarron	Missouri
44	Pass	Amari Cooper from AJ McCarron	Georgia
43*	Rush	T.J. Yeldon	Tennessee
42*	Pass	Amari Cooper from AJ McCarron	Tennessee
41	KR	Cyrus Jones	Mississippi State
41*	Rush	Eddie Lacy	Georgia
40	Rush	T.J. Yeldon	Michigan
39*	Pass	Kenny Bell from AJ McCarron	Tennessee
38	Rush	Kenyan Drake	Auburn
38*	Pass	Kevin Norwood from AJ McCarron	Auburn
37*	Pass	Amari Cooper from AJ McCarron	Auburn
36	Rush	Blake Sims	Missouri
36	Pass	Amari Cooper from AJ McCarron	Western Carolina
35	Pass	Kevin Norwood from AJ McCarron	Tennessee
35	INT	HaHa Clinton-Dix	Georgia
35	KR	Cyrus Jones	Mississippi State
35	INT	Dee Milliner	Michigan
35	Pass	Cyrus Jones from Blake Sims	Florida Atlantic
34	Pass	Kenny Bell from AJ McCarron	Western Carolina
34	Pass	Christion Jones from AJ McCarron	Arkansas
33*	Pass	Kevin Norwood from AJ McCarron	Western Kentucky
32*	Rush	Kenyan Drake	Western Kentucky
32	Rush	Eddie Lacy	Georgia
32	PR	Cyrus Jones	Tennessee
32	Rush	Eddie Lacy	Auburn
31	PR	Christion Jones	Florida Atlantic
31	INT	Robert Lester	Auburn
31	Rush	T.J. Yeldon	Georgia
30	Rush	T.J. Yeldon	Mississippi State
30	PR	Christion Jones	Missouri
29*	Pass	Amari Cooper from AJ McCarron	Auburn
29	Pass	Kenny Bell from AJ McCarron	Tennessee
29*	Pass	Christion Jones from AJ McCarron	Western Carolina
28	Rush	Eddie Lacy	LSU
28	Pass	Christion Jones from AJ McCarron	Arkansas
28*	Pass	T.J. Yeldon from AJ McCarron	LSU
28	PR	Christion Jones	Western Carolina
28	Pass	Kevin Norwood from AJ McCarron	Michigan
27	Pass	Amari Cooper from AJ McCarron	Missouri
27	KR	Cyrus Jones	Tennessee
27	Rush	T.J. Yeldon	Missouri
27*	Pass	Eddie Lacy from Phillip Ely	Mississippi State
27*	Rush	Blake Sims	Arkansas
26	Pass	Amari Cooper from AJ McCarron	Arkansas
26	Pass	T.J. Yeldon from AJ McCarron	Michigan
25	KR	Cyrus Jones	Georgia
25	Pass	Amari Cooper from AJ McCarron	Mississippi State
24	KR	Cyrus Jones	Georgia
24	Rush	AJ McCarron	Western Carolina
23	KR	Cyrus Jones	Texas A&M
23	Pass	Amari Cooper from AJ McCarron	Florida Atlantic
23	Rush	T.J. Yeldon	LSU
23	Rush	Eddie Lacy	Auburn
23	Rush	Eddie Lacy	Mississippi
23	KR	Cyrus Jones	Missouri
23	PR	Cyrus Jones	Tennessee
23	Rush	Blake Sims	Western Carolina
23*	Pass	Amari Cooper from AJ McCarron	Tennessee
22	Pass	Christion Jones from AJ McCarron	Missouri
22	Pass	Christion Jones from AJ McCarron	Mississippi State
22	Pass	Michael Williams from AJ McCarron	Western Carolina
22	Pass	Christion Jones from AJ McCarron	Georgia
22	Pass	Amari Cooper from AJ McCarron	Florida Atlantic

* touchdown scored on play

BY LENGTH

LONG PLAYS BY THE NUMBERS

Long Plays By Yards	No.	TD
100+	0	0
90-99	1	1
80-89	1	1
70-79	1	1
60-69	0	0
50-59	7	4
40-49	10	4
30-39	23	5
20-29	50	8

BY PLAY TYPE

Long Plays By Type	No.	TD
Rushing	25	5
Passing	44	17
Punt returns	6	0
Kick returns	12	1
Interceptions	5	0
Fumble returns	1	1
Other	0	0
TOTAL	93	24

20-YARD PLUS BY PLAYER

20-YARD PLUS BY PLAYER

Player	No.	TD	R	P	KR	PR	IR	FR
Amari Cooper	17	7	0	17	0	0	0	0
Christion Jones	13	3	0	7	3	3	0	0
Eddie Lacy	13	3	11	2	0	0	0	0
Cyrus Jones	11	0	0	1	8	2	0	0
T.J. Yeldon	8	2	6	2	0	0	0	0
Kenny Bell	7	3	0	7	0	0	0	0
Kevin Norwood	6	2	0	5	1	0	0	0
Blake Sims	3	1	3	0	0	0	0	0
Kenyan Drake	3	1	3	0	0	0	0	0
Michael Williams	2	0	0	2	0	0	0	0
HaHa Clinton-Dix	2	0	0	0	0	0	2	0
Robert Lester	2	0	0	0	0	0	2	0
AJ McCarron	2	0	2	0	0	0	0	0
Deion Belue	1	1	0	0	0	0	0	1
DeAndrew White	1	1	0	1	0	0	0	0
Dee Milliner	1	0	0	0	0	0	1	0
Dee Hart	1	0	0	0	0	1	0	0
TOTAL	93	24	25	44	12	6	5	1

LONGEST PLAYS OF 2012

LONGEST PLAYS OF THE YEAR

Rushing
73 Eddie Lacy vs Missouri (10/13/2012)

Rushing Touchdown
73 Eddie Lacy vs Missouri (10/13/2012)

Passing
85 Kenny Bell from AJ McCarron vs Florida Atlantic (9/22/2012)

Passing Touchdown
85 Kenny Bell from AJ McCarron vs Florida Atlantic (9/22/2012)

Punt Return
32 Cyrus Jones vs Tennessee (10/20/2012)

Kick Return
99 Christion Jones vs Mississippi (9/29/2012)

Interception Return
46 HaHa Clinton-Dix vs Arkansas (9/15/2012)

Fumble Return
57 Deion Belue vs Western Carolina (11/17/2012)

Punt
61 Cody Mandell vs Mississippi State (10/27/2012)

Field Goal
52 Cade Foster vs Florida Atlantic (9/22/2012)

SEASON/CAREER STATISTICS

OFFENSE

Rushing

	SEASON									CAREER								
Rushing	gp	att	gain	loss	net	avg	td	lg	avg/g	gp	att	gain	loss	net	avg	td	lg	avg/g
Eddie Lacy	13	184	1215	33	1182	6.4	16	73	90.9	37	335	2320	58	2262	6.8	29	73	61.1
T.J. Yeldon	13	154	1021	21	1000	6.5	11	43	76.9	13	154	1021	21	1000	6.5	11	43	76.9
Kenyan Drake	11	39	277	4	273	7.0	5	38	24.8	11	39	277	4	273	7.0	5	38	24.8
Blake Sims	9	30	207	20	187	6.2	2	36	20.8	14	52	333	39	294	5.7	2	45	21.0
Dee Hart	5	21	93	5	88	4.2	0	11	17.6	5	21	93	5	88	4.2	0	11	17.6
Jalston Fowler	2	11	86	1	85	7.7	0	18	42.5	26	81	593	12	581	7.2	5	69	22.3
Brent Calloway	12	10	63	0	63	6.3	0	11	5.2	12	10	63	0	63	6.3	0	11	5.2
Ben Howell	7	18	58	6	52	2.9	0	8	7.4	8	23	69	6	63	2.7	0	8	7.9
Christion Jones	13	2	6	0	6	3.0	0	4	0.5	25	2	6	0	6	3.0	0	4	0.2
Cyrus Jones	11	1	2	0	2	2.0	0	2	0.2	11	1	2	0	2	2.0	0	2	0.2
Cody Mandell	13	2	18	17	1	0.5	0	18	0.1	38	2	18	17	1	0.5	0	18	0.0
Phillip Ely	6	1	0	2	-2	-2.0	0	0	-0.3	6	1	0	2	-2	-2.0	0	0	-0.3
AJ McCarron	13	48	166	171	-5	-0.1	1	24	-0.4	39	84	226	263	-37	-0.4	3	24	-0.9
Team	5	4	0	12	-12	-3.0	0	0	-2.4									
Total	13	525	3212	292	2920	5.6	35	73	224.6									
Opponents	13	421	1424	387	1037	2.5	9	32	79.8									

Passing

Passing	gp	effic	comp-att-int	pct	yds	td	lg	avg/g	gp	effic	comp-att-int	pct	yds	td	lg	avg/g
AJ McCarron	13	173.08	191-286-3	66.8	2669	26	85	205.3	39	158.71	440-662-8	66.5	5692	45	85	145.9
Blake Sims	9	114.68	5-10-0	50.0	77	0	35	8.6	14	114.68	5-10-0	50.0	77	0	35	5.5
Phillip Ely	6	245.70	3-4-0	75.0	42	1	27	7.0	6	245.70	3-4-0	75.0	42	1	27	7.0
Total	13	172.10	199-300-3	66.3	2788	27	85	214.5								
Opponents	13	101.56	196-361-17	54.3	2161	7	71	166.2								

Receiving

Receiving	gp	no.	yds	avg	td	lg	avg/g	gp	no.	yds	avg	td	lg	avg/g
Amari Cooper	13	53	895	16.9	9	54	68.8	13	53	895	16.9	9	54	68.8
Kevin Norwood	12	26	395	15.2	4	47	32.9	35	40	641	16.0	5	47	18.3
Christion Jones	13	25	328	13.1	4	34	25.2	25	28	377	13.5	4	34	15.1
Michael Williams	13	21	166	7.9	3	22	12.8	53	48	486	10.1	6	37	9.2
Eddie Lacy	13	20	172	8.6	1	27	13.2	37	33	321	9.7	1	48	8.7
Kenny Bell	12	17	431	25.4	3	85	35.9	35	36	712	19.8	5	85	20.3
T.J. Yeldon	13	10	131	13.1	1	28	10.1	13	10	131	13.1	1	28	10.1
DeAndrew White	5	8	105	13.1	2	51	21.0	17	22	256	11.6	4	51	15.1
Cyrus Jones	11	4	51	12.8	0	35	4.6	11	4	51	12.8	0	35	4.6
Kelly Johnson	13	4	34	8.5	0	16	2.6	22	4	34	8.5	0	16	1.5
Marvin Shinn	13	4	28	7.0	0	13	2.2	13	4	28	7.0	0	13	2.2
Brian Vogler	12	2	21	10.5	0	16	1.8	21	3	27	9.0	0	16	1.3
Dee Hart	5	2	18	9.0	0	12	3.6	5	2	18	9.0	0	12	3.6
Danny Woodson Jr.	5	1	9	9.0	0	9	1.8	5	1	9	9.0	0	9	1.8
Jalston Fowler	2	1	6	6.0	0	6	3.0	26	1	6	6.0	0	6	0.2
Brent Calloway	12	1	-2	-2.0	0	0	-0.2	12	1	-2	-2.0	0	0	-0.2
Total	13	199	2788	14.0	27	85	214.5							
Opponents	13	196	2161	11.0	7	71	166.2							

Total Offense

Total Offense	g	plays	rush	pass	total	avg/g	g	plays	rush	pass	total	avg/g
AJ McCarron	13	334	-5	2669	2664	204.9	39	746	-37	5692	5655	145.0
Eddie Lacy	13	184	1182	0	1182	90.9	37	335	2262	0	2262	61.1
T.J. Yeldon	13	154	1000	0	1000	76.9	13	154	1000	0	1000	76.9
Kenyan Drake	11	39	273	0	273	24.8	11	39	273	0	273	24.8
Blake Sims	9	40	187	77	264	29.3	14	62	294	77	371	26.5
Dee Hart	5	21	88	0	88	17.6	5	21	88	0	88	17.6
Jalston Fowler	2	11	85	0	85	42.5	26	81	581	0	581	22.3
Brent Calloway	12	10	63	0	63	5.2	12	10	63	0	63	5.2
Ben Howell	7	18	52	0	52	7.4	8	23	63	0	63	7.9
Phillip Ely	6	5	-2	42	40	6.7	6	5	-2	42	40	6.7
Christion Jones	13	2	6	0	6	0.5	25	2	6	0	6	0.2
Cyrus Jones	11	1	2	0	2	0.2	11	1	2	0	2	0.2
Cody Mandell	13	2	1	0	1	0.1	38	2	1	0	1	0.0
Team	5	4	-12	0	-12	-2.4						
Total	13	825	2920	2788	5708	439.1						
Opponents	13	782	1037	2161	3198	246.0						

SEASON/CAREER STATISTICS

OFFENSE/SPECIAL TEAMS

SEASON

Scoring	td	fg	PAT kick	PAT rush	PAT rcv	PAT pass	dxp	saf	pts
Eddie Lacy	17	-	-	-	-	-	-	-	102
Jeremy Shelley	-	11-11	63-63	-	-	-	-	-	96
T.J. Yeldon	12	-	-	1-1	-	-	-	-	74
Amari Cooper	9	-	-	-	-	-	-	-	54
Christion Jones	5	-	-	-	-	-	-	-	30
Kenyan Drake	5	-	-	-	-	-	-	-	30
Kevin Norwood	4	-	-	-	-	-	-	-	24
Michael Williams	3	-	-	-	-	-	-	-	18
Kenny Bell	3	-	-	-	-	-	-	-	18
Blake Sims	2	-	-	-	-	-	-	-	12
DeAndrew White	2	-	-	-	-	-	-	-	12
Cade Foster	-	4-9	-	-	-	-	-	-	12
AJ McCarron	1	-	-	-	-	-	-	-	6
Deion Belue	1	-	-	-	-	-	-	-	6
C.J. Mosley	1	-	-	-	-	-	-	-	6
Team	-	-	0-1	-	-	-	-	-	0
Total	65	15-20	63-64	1-1	-	-	-	-	500
Opponents	18	5-12	16-17	-	-	0-1	-	-	139

CAREER

Scoring	td	fg	PAT kick	PAT rush	PAT rcv	PAT pass	dxp	saf	pts
Eddie Lacy	30	-	-	-	-	-	-	-	180
Jeremy Shelley	-	44-55	166-169	-	-	-	-	-	298
T.J. Yeldon	12	-	-	1-1	-	-	-	-	74
Amari Cooper	9	-	-	-	-	-	-	-	54
Christion Jones	5	-	-	-	-	-	-	-	30
Kenyan Drake	5	-	-	-	-	-	-	-	30
Kevin Norwood	5	-	-	-	-	-	-	-	30
Michael Williams	6	-	-	-	1	-	-	-	38
Kenny Bell	5	-	-	-	-	-	-	-	30
Blake Sims	2	-	-	-	-	-	-	-	12
DeAndrew White	4	-	-	-	-	-	-	-	24
Cade Foster	-	13-27	7-7	-	-	-	-	-	46
AJ McCarron	3	-	-	-	-	1-1	-	-	18
Deion Belue	1	-	-	-	-	-	-	-	6
C.J. Mosley	3	-	-	-	-	-	-	-	18

Punt Returns	no.	yds	avg	td	lg
Christion Jones	20	212	10.6	0	31
Cyrus Jones	8	61	7.6	0	32
Dee Hart	4	50	12.5	0	22
Landon Collins	1	13	13.0	0	0
Total	33	336	10.2	0	32
Opponents	15	115	7.7	0	14

(Career)

Punt Returns	no.	yds	avg	td	lg
Christion Jones	23	245	10.7	0	31
Cyrus Jones	8	61	7.6	0	32
Dee Hart	4	50	12.5	0	22
Landon Collins	1	13	13.0	0	0

Kick Returns	no.	yds	avg	td	lg
Cyrus Jones	10	250	25.0	0	41
Christion Jones	6	182	30.3	1	99
Xzavier Dickson	1	9	9.0	0	9
Kevin Norwood	1	22	22.0	0	22
Harrison Jones	1	9	9.0	0	9
Total	19	472	24.8	1	99
Opponents	50	1096	21.9	1	98

Kick Returns	no.	yds	avg	td	lg
Cyrus Jones	10	250	25.0	0	41
Christion Jones	7	214	30.6	1	99
Xzavier Dickson	1	9	9.0	0	9
Kevin Norwood	1	22	22.0	0	22
Harrison Jones	1	9	9.0	0	9

Interceptions	no.	yds	avg	td	lg
Robert Lester	4	51	12.8	0	31
HaHa Clinton-Dix	4	91	22.8	0	46
Deion Belue	2	15	7.5	0	15
C.J. Mosley	2	16	8.0	1	16
Vinnie Sunseri	2	13	6.5	0	13
Dee Milliner	2	35	17.5	0	35
Dillon Lee	1	0	0.0	0	0
Total	17	221	13.0	1	46
Opponents	3	20	6.7	0	16

Interceptions	no.	yds	avg	td	lg
Robert Lester	14	183	13.1	0	33
HaHa Clinton-Dix	4	91	22.8	0	46
Deion Belue	2	15	7.5	0	15
C.J. Mosley	5	93	18.6	3	41
Vinnie Sunseri	2	13	6.5	0	13
Dee Milliner	6	107	17.8	1	37
Dillon Lee	1	0	0.0	0	0

Fumble Returns	no.	yds	avg	td	lg
C.J. Mosley	1	0	0.0	0	0
Deion Belue	1	57	57.0	1	57
Dee Milliner	1	17	17.0	0	17
Vinnie Sunseri	1	7	7.0	0	7
Total	4	81	20.2	1	57
Opponents	0	0	0.0	1	0

Fumble Returns	no.	yds	avg	td	lg
C.J. Mosley	1	0	0.0	0	0
Deion Belue	1	57	57.0	1	57
Dee Milliner	1	17	17.0	0	17
Vinnie Sunseri	1	7	7.0	0	7

SEASON/CAREER STATISTICS

OFFENSE/SPECIAL TEAMS

SEASON

All Purpose	g	rush	rcv	pr	kr	ir	total	avg/g
Eddie Lacy	13	1182	172	0	0	0	1354	104.2
T.J. Yeldon	13	1000	131	0	0	0	1131	87.0
Amari Cooper	13	0	895	0	0	0	895	68.8
Christion Jones	13	6	328	212	182	0	728	56.0
Kenny Bell	12	0	431	0	0	0	431	35.9
Kevin Norwood	12	0	395	0	22	0	417	34.8
Cyrus Jones	11	2	51	61	250	0	364	33.1
Kenyan Drake	11	273	0	0	0	0	273	24.8
Blake Sims	9	187	0	0	0	0	187	20.8
Michael Williams	13	0	166	0	0	0	166	12.8
Dee Hart	5	88	18	50	0	0	156	31.2
DeAndrew White	5	0	105	0	0	0	105	21.0
HaHa Clinton-Dix	13	0	0	0	0	91	91	7.0
Jalston Fowler	2	85	6	0	0	0	91	45.5
Brent Calloway	12	63	-2	0	0	0	61	5.1
Ben Howell	7	52	0	0	0	0	52	7.4
Robert Lester	13	0	0	0	0	51	51	3.9
Dee Milliner	12	0	0	0	0	35	35	2.9
Kelly Johnson	13	0	34	0	0	0	34	2.6
Marvin Shinn	13	0	28	0	0	0	28	2.2
Brian Vogler	12	0	21	0	0	0	21	1.8
C.J. Mosley	13	0	0	0	0	16	16	1.2
Deion Belue	13	0	0	0	0	15	15	1.2
Landon Collins	13	0	0	13	0	0	13	1.0
Vinnie Sunseri	13	0	0	0	0	13	13	1.0
Danny Woodson	5	0	9	0	0	0	9	1.8
Xzavier Dickson	13	0	0	0	9	0	9	0.7
Harrison Jones	10	0	0	0	9	0	9	0.9
Cody Mandell	13	1	0	0	0	0	1	0.1
Phillip Ely	6	-2	0	0	0	0	-2	-0.3
AJ McCarron	13	-5	0	0	0	0	-5	-0.4
Team	5	-12	0	0	0	0	-12	-2.4
Total	13	2920	2788	336	472	221	6737	518.2
Opponents	13	1037	2161	115	1096	20	4429	340.7

CAREER

All Purpose	g	rush	rcv	pr	kr	ir	total	avg/g
Eddie Lacy	37	2262	321	0	0	0	2583	69.8
T.J. Yeldon	13	1000	131	0	0	0	1131	87.0
Amari Cooper	13	0	895	0	0	0	895	68.8
Christion Jones	25	6	377	245	214	0	842	33.7
Kenny Bell	35	0	712	0	0	0	712	20.3
Kevin Norwood	35	0	641	0	22	0	663	18.9
Cyrus Jones	11	2	51	61	250	0	364	33.1
Kenyan Drake	11	273	0	0	0	0	273	24.8
Blake Sims	14	294	18	0	0	0	312	22.3
Michael Williams	53	0	486	0	54	0	540	10.2
Dee Hart	5	88	18	50	0	0	156	31.2
DeAndrew White	17	0	256	34	24	0	314	18.5
HaHa Clinton-Dix	26	0	0	0	0	91	91	3.5
Jalston Fowler	26	581	6	0	0	0	587	22.6
Brent Calloway	12	63	-2	0	0	0	61	5.1
Ben Howell	8	63	0	0	0	0	63	7.9
Robert Lester	47	0	0	0	0	183	183	3.9
Dee Milliner	38	0	0	0	21	107	128	3.4
Kelly Johnson	22	0	34	0	0	0	34	1.5
Marvin Shinn	13	0	28	0	0	0	28	2.2
Brian Vogler	21	0	27	0	0	0	27	1.3
C.J. Mosley	37	0	0	0	0	93	93	2.5
Deion Belue	13	0	0	0	0	15	15	1.2
Landon Collins	13	0	0	13	0	0	13	1.0
Vinnie Sunseri	26	0	0	0	0	13	13	0.5
Danny Woodson	5	0	9	0	0	0	9	1.8
Xzavier Dickson	20	0	0	0	9	0	9	0.4
Harrison Jones	18	0	5	0	9	0	14	0.8
Cody Mandell	38	1	0	0	0	0	1	0.0
Phillip Ely	6	-2	0	0	0	0	-2	-0.3
AJ McCarron	39	-37	0	0	0	0	-37	-0.9

Field Goals

Field Goals	att	good	long	blkd
Jeremy Shelley	11	11	38	0
Cade Foster	9	4	52	1
Total	20	15	52	1
Opponents	12	5	41	2

Field Goals	att	good	long	blkd
Jeremy Shelley	55	44	44	2
Cade Foster	27	13	52	1

Punting

Punting	no.	yds	avg	lg	blk
Cody Mandell	46	2017	43.8	61	0
Total	46	2017	43.8	61	0
Opponents	78	3324	42.6	69	1

Punting	no.	yds	avg	lg	blk
Cody Mandell	126	5158	40.9	61	0

Kickoffs

Kickoffs	no.	yds	avg	tb	ob
Cade Foster	92	5837	63.4	42	0
Total	92	5837	63.4	42	0
Opponents	35	2163	61.8	14	0

Kickoffs	no.	yds	avg	tb	ob
Cade Foster	257	16441	64.0	57	3

SEASON/CAREER STATISTICS

DEFENSE

SEASON

##	Defensive Leaders	gp	ua	a	total	tfl	sack	int	pbu	fr	ff	blk
32	C.J. Mosley	13	61	38	99	7.0	4.0	2	2	1	1	.
33	Trey DePriest	13	29	27	56	4.0	.	.	2	.	.	.
35	Nico Johnson	13	23	31	54	2.0	.	.	1	.	2	.
3	Vinnie Sunseri	13	34	18	52	6.0	1.5	2	3	2	.	.
28	Dee Milliner	12	33	18	51	4.0	1.5	2	18	1	1	1
37	Robert Lester	13	21	21	42	3.5	1.5	4	3	1	.	.
4B	Adrian Hubbard	13	23	16	39	10.0	6.0	.	1	.	3	.
27	Nick Perry	13	17	20	37	2.0	1.0	.	2	1	.	.
13	Deion Belue	13	24	12	36	5.5	.	2	6	1	1	.
54	Jesse Williams	12	7	29	36	2.5	1.0	.	2	.	.	1
92	Damion Square	13	11	22	33	4.0	3.5	.	1	1	.	.
47	Xzavier Dickson	13	12	21	33	5.0	3.5	.	1	.	1	.
6A	HaHa Clinton-Dix	13	19	11	30	0.0	.	4	3	.	1	.
49	Ed Stinson	13	19	10	29	8.5	3.0	.	.	.	.	.
8A	Jeoffrey Pagan	13	9	13	22	4.0	1.5	.	.	.	1	.
9A	Quinton Dial	13	10	11	21	4.5	1.5	.	.	.	.	.
62	Brandon Ivory	12	6	15	21	1.0	.	.	.	1	.	.
30	Denzel Devall	13	7	10	17	3.0	2.0	.	.	1	.	.
2A	Tana Patrick	12	6	10	16	0.0	.	.	.	.	.	.
1A	John Fulton	11	12	3	15	0.0	.	.	5	.	.	.
26	Landon Collins	13	5	9	14	0.0	.	.	.	.	.	1
36	Tyler Hayes	12	8	4	12	0.0	.	.	.	.	.	.
21	Brent Calloway	12	5	3	8	0.0	.	.	.	.	.	.
24	Geno Smith	12	3	5	8	0.5	.	.	2	.	.	.
18	Reggie Ragland	10	5	3	8	0.0	.	.	.	.	1	.
57	D.J. Pettway	12	2	5	7	3.0	1.5	.	.	.	.	.
16	Bradley Sylve	11	4	2	6	0.0	.	.	2	.	.	.
22	Christion Jones	13	4	1	5	0.0	.	.	.	.	2	.
44	LaMichael Fanning	8	3	1	4	0.0	.	.	.	.	.	.
95	Darren Lake	7	1	2	3	1.0	.	.	.	.	.	.
23	J. Washington	7	.	2	2	0.0	.	.	.	.	.	.
19	Jonathan Atchison	8	.	2	2	0.0	.	.	.	.	.	.
2	DeAndrew White	5	2	.	2	0.0	.	.	.	.	.	.
1	Dee Hart	5	2	.	2	0.0	.	.	.	.	1	.
43	Cade Foster	13	.	2	2	0.0	.	.	.	1	.	.
9	Amari Cooper	13	1	.	1	0.0	.	.	.	.	.	.
93	Chris Bonds	2	.	1	1	0.0	.	.	.	.	.	.
61	Anthony Steen	13	1	.	1	0.0	.	.	.	.	.	.
1B	Ranzell Watkins	3	1	.	1	0.0	.	.	.	.	.	.
TM	Team	5	1	.	1	0.0	.	.	.	.	.	.
17	Kenyan Drake	11	.	1	1	0.0	.	.	.	.	.	.
31	Kelly Johnson	13	.	1	1	0.0	.	.	.	.	.	.
25	Dillon Lee	8	1	.	1	0.0	.	1	.	.	.	.
	Total	13	432	400	832	81	33	17	54	11	15	3
	Opponents	13	467	420	887	60	23	3	32	12	15	1

CAREER

gp	ua	a	total	tfl	sack	int	pbu	fr	ff	blk
37	108	95	203	13.0	6.5	5	14	1	1	.
26	40	41	81	5.5	.	.	2	.	.	.
50	87	75	162	16.5	2.0	2	7	1	4	.
26	52	31	83	6.0	1.5	2	4	3	1	.
38	88	45	133	9.0	1.5	6	34	1	2	1
47	78	63	141	6.5	2.5	14	10	2	1	1
22	26	22	48	11.5	6.0	.	1	.	3	.
26	19	21	40	2.0	1.0	.	3	1	.	.
13	24	12	36	5.5	.	2	6	1	1	.
25	17	43	60	6.5	1.5	.	3	.	.	1
41	44	49	93	18.5	7.5	.	2	1	.	.
20	14	22	36	6.5	4.0	.	1	.	1	.
26	24	17	41	0.0	.	4	5	.	1	.
35	37	25	62	13.5	4.0	.	1	2	1	.
19	9	17	26	4.0	1.5	.	.	.	1	.
25	20	25	45	7.5	2.5	.	.	.	.	.
16	6	20	26	1.0	.	.	.	1	.	.
13	7	10	17	3.0	2.0	.	.	1	.	.
26	11	16	27	0.0	.	.	.	.	.	.
35	16	7	23	0.5	0.5	.	8	.	.	.
13	5	9	14	0.0	.	.	.	.	.	1
12	8	4	12	0.0	.	.	.	.	.	.
12	5	3	8	0.0	.	.	.	.	.	.
12	3	5	8	0.5	.	.	2	.	.	.
10	5	3	8	0.0	.	.	.	.	1	.
12	2	5	7	3.0	1.5	.	.	.	.	.
11	4	2	6	0.0	.	.	2	.	.	.
25	5	1	6	0.0	.	.	.	.	2	.
8	3	1	4	0.0	.	.	.	.	.	.
7	1	2	3	1.0	.	.	.	.	.	.
7	.	2	2	0.0	.	.	.	.	.	.
13	.	6	6	0.0	.	.	.	.	.	.
17	4	.	4	0.0	.	.	.	.	.	.
5	2	.	2	0.0	.	.	.	.	1	.
39	10	7	17	0.0	.	.	.	1	1	.
13	1	.	1	0.0	.	.	.	.	.	.
4	.	1	1	0.0	.	.	.	.	.	.
38	1	.	1	0.0	.	.	.	.	.	.
5	1	1	2	0.0	.	.	.	.	.	.
11	.	1	1	0.0	.	.	.	.	.	.
22	3	3	6	0.0	.	.	.	.	.	.
8	1	.	1	0.0	.	1	.	.	.	.

8/8	MICHIGAN (0-1)	14
2/2	ALABAMA (1-0)	41

Saturday, Sept. 1 • Cowboys Stadium • Arlington, Texas
Attendance: 90,413 • TV: ABC

ARLINGTON, Texas — An explosive Crimson Tide offense that showed balance between its rushing and passing games, along with a tough defense that also showed an opportunistic side, decided the outcome early as the No. 2 ranked Alabama football team raced out to a 31-0 lead in the second quarter on the way to a decisive 41-14 victory over No. 8 Michigan Saturday night in the Cowboys Classic at Cowboys Stadium in Arlington, Texas.

AJ McCarron passed for 199 yards and two touchdowns, freshman running back T.J. Yeldon rushed for 111 yards and linebacker C.J. Mosley returned an interception for a score as Alabama dominated the Wolverines and put the game away early. Yeldon became the first true freshman running back in Alabama history to start his career by eclipsing 100 yards rushing.

	1	2	3	4	SCORE
Michigan	0	7	7	0	14
Alabama	21	10	3	7	41

SCORING SUMMARY

1st	06:56	UA	Williams, M. 2 yd pass from McCarron (Shelley kick) , 9-61 4:22	UM 0 - UA 7
	04:59	UA	White 51 yd pass from McCarron (Shelley kick), 3-67 0:45	UM 0 - UA 14
	01:24	UA	Lacy 9 yd run (Shelley kick), 3-17 0:51	UM 0 - UA 21
2nd	09:53	UA	Shelley 22 yd field goal, 8-61 3:25	UM 0 - UA 24
	04:31	UA	Mosley 16 yd interception return (Shelley kick)	UM 0 - UA 31
	02:20	MICH	Robinson, D. 6 yd run (Gibbons, B. kick), 3-75 2:05	UM 7 - UA 31
3rd	02:34	UA	Foster 51 yd field goal, 5-21 1:51	UM 7 - UA 34
	00:14	MICH	Gardner, D. 44 yd pass from Robinson, D. (Gibbons, B. kick) 5-86 2:16	UM 14 - UA 34
4th	05:32	UA	Yeldon 1 yd run (Shelley kick), 7-57 4:27	UM 14 - UA 41

	UM	UA
FIRST DOWNS	11	20
RUSHES-YARDS (NET)	26-69	42-232
PASSING YDS (NET)	200	199
Passes Att-Comp-Int	27-11-3	21-11-0
TOTAL OFFENSE PLAYS-YARDS	56-269	63-431
Fumble Returns-Yards	0-0	0-0
Punt Returns-Yards	1-3	4-56
Kickoff Returns-Yards	8-177	0-0
Interception Returns-Yards	0-0	3-51
Punts (Number-Avg)	6-51.3	4-47.0
Fumbles-Lost	0-0	1-1
Penalties-Yards	8-99	7-55
Possession Time	28:34	31:26
Third-Down Conversions	3 of 12	3 of 10
Fourth-Down Conversions	0 of 1	0 of 0
Red-Zone Scores-Chances	1-1	4-4
Sacks By: Number-Yards	2-21	1-10

RUSHING: Michigan-Vincent Smith 13-33; Denard Robinson 10-27; Thomas Rawls 6-9. Alabama-T.J. Yeldon 11-111; Jalston Fowler 8-67; Eddie Lacy 9-35; Dee Hart 9-19; Kenyan Drake 1-2; AJ McCarron 4-minus 2.

PASSING: MICH-Denard Robinson 11-26-2-200; Russell Bellomy, 0-1-1-0.
Alabama-AJ McCarron 11-21-0-199.

RECEIVING: MICH-Jeremy Gallon 4-107; Roy Roundtree 2-12; Vincent Smith 2-11; Devin Gardner 1-44; Drew Dileo 1-20; Mike Kwiatkowski 1-6. Alabama-Kevin Norwood 3-53; Kenny Bell 2-26; DeAndrew White 1-51; T.J. Yeldon 1-26; Kelly Johnson 1-16; Amari Cooper 1-15; Eddie Lacy 1-10; Mike Williams 1-2.

INTERCEPTIONS: MICH-None. Alabama-Dee Milliner 1-35; C.J. Mosley 1-16; Dillon Lee 1-0.

FUMBLES: MICH-None. Alabama-Eddie Lacy 1-1.

	WESTERN KENTUCKY (1-1)	0
1/1	ALABAMA (2-0)	35

Saturday, Sept. 8 • Bryant-Denny Stadium • Tuscaloosa, Ala.
Attendance: 101,821 • TV: SEC Network

TUSCALOOSA, Ala. — The Alabama defense forced four turnovers, including two that led to ensuing touchdowns, as the top-ranked Crimson Tide (2-0) cruised to a 35-0 victory over Western Kentucky (1-1) Saturday afternoon at Bryant-Denny Stadium. Alabama's offense overcame a Hilltoppers defense that was stacked to stifle the Crimson Tide rushing game as quarterback AJ McCarron threw four touchdown passes in an efficient performance.

Two of Alabama's scoring drives needed to cover just 33 and 12 yards after the Tide defense forced WKU turnovers. While Western Kentucky limited the Alabama offense to 103 rushing yards, the Crimson Tide defense produced another dominant performance by holding the explosive Hilltoppers to 224 total yards while garnering Alabama's fourth shutout over the last two seasons. McCarron passed for 219 yards to lead the Tide offense, completing 14 of 19 passes, including three for 92 yards to Kevin Norwood.

Norwood and Christion Jones became the first Alabama tandem since 1950 to post at least two touchdown catches in the same game. Linebacker C.J. Mosley led the Tide defense with 11 tackles, including one quarterback sack, while linebackers Nico Johnson and Adrian Hubbard forced fumbles.

	1	2	3	4	SCORE
Western Kentucky	0	0	0	0	0
Alabama	14	7	7	7	35

SCORING SUMMARY

1st	13:07	UA	C. Jones 14 yd pass from AJ McCarron (Shelley kick), 4-72 1:53,	WKU 0 - UA 7
	05:57	UA	Norwood 33 yd pass from AJ McCarron (Shelley kick), 1-33 0:07,	WKU 0 - UA 14
2nd	06:53	UA	C. Jones 22 yd pass from AJ McCarron (Shelley kick), 7-68 3:42,	WKU 0 - UA 21
3rd	13:15	UA	Norwood 12 yd pass from AJ McCarron (Shelley kick), 2-12 0:10,	WKU 0 - UA 28
4th	01:47	UA	Drake,K. 32 yd run (Jeremy Shelley kick), 12-81 6:23,	WKU 0 - UA 35

	WKU	UA
FIRST DOWNS	14	17
RUSHES-YARDS (NET)	28-46	31-103
PASSING YDS (NET)	178	225
Passes Att-Comp-Int	31-20-1	20-15-0
TOTAL OFFENSE PLAYS-YARDS	59-224	51-328
Fumble Returns-Yards	0-0	1-7
Punt Returns-Yards	2-15	3-21
Kickoff Returns-Yards	3-47	1-22
Interception Returns-Yards	0-0	1-15
Punts (Number-Avg)	6-42.5	5-44.8
Fumbles-Lost	3-3	1-0
Penalties-Yards	5-33	1-10
Possession Time	32:28	27:32
Third-Down Conversions	5 of 13	4 of 10
Fourth-Down Conversions	0 of 0	1 of 1
Red-Zone Scores-Chances	0-1	2-2
Sacks By: Number-Yards	6-48	3-22

RUSHING: Western Kentucky-Andrews, A. 7-27; Allen, Leon 11-26; McNeal, Willie 1-4; Sumler, Marquis 2-3; Axon, Ben 2-3; Jones, Kadeem 1-2; Jakes, Kawaun 4-minus 19. Alabama-Eddie Lacy 9-36; Drake,K. 1-32; T.J. Yeldon 6-25; Cody Mandell 1-18; Jalston Fowler 3-18; Dee Hart 3-12; AJ McCarron 8-minus 38.

PASSING: Western Kentucky-Jakes, Kawaun 20-31-1-178. Alabama-AJ McCarron 14-19-0-219; Blake Sims 1-1-0-6.

RECEIVING: Western Kentucky-Doyle, Jack 7-45; Andrews, A. 6-52; Brand, Boe 3-25; Jones, Kadeem 2-33; Henry, Mitchell 1-17; McNeal, Willie 1-6. Alabama-T.J. Yeldon 4-47; Kevin Norwood 3-92; Christion Jones 3-47; Amari Cooper 2-12; DeAndrew White 1-15; Jalston Fowler 1-6; Dee Hart 1-6.

INTERCEPTIONS: Western Kentucky-None. Alabama-Deion Belue 1-15.

FUMBLES: Western Kentucky-Andrews, A. 1-1; Jakes, Kawaun 1-1; Sumler, Marquis 1-1. Alabama-AJ McCarron 1-0.

1/1	ALABAMA (3-0, 1-0 SEC)	52
NR/21	ARKANSAS (1-2, 0-1 SEC)	0

Saturday, Sept. 15 • Reynolds-Razorback Stadium • Fayetteville, Ark.
Attendance: 74,617 • TV: CBS

FAYETTEVILLE, Ark. — The top-ranked Crimson Tide (3-0 overall; 1-0 in the Southeastern Conference) was physically dominant on the line of scrimmage both offensively and defensively, and took advantage of five Arkansas turnovers in a 52-0 rout of the Razorbacks (1-2 overall; 0-1 in the SEC) on Saturday afternoon before a crowd of 74,617 at Donald W. Reynolds Razorback Stadium.

The margin of victory represents the largest Alabama victory margin in an SEC game since a 55-0 win over Auburn in 1948 and is the fourth-largest margin in an SEC game ranking behind a 65-0 win over Sewanee in 1937, a 66-3 win at Vanderbilt in 1979, and the 55-0 win vs. Auburn in 1948. In addition, the shutout marked the first time Arkansas has failed to score in Fayetteville since 1966.

Alabama had four scoring drives of 30 yards or less, including two of less than 10 yards, as the Tide's defense and special teams forced turnovers leading to scores. AJ McCarron completed 11 of 16 passes for 188 yards and one touchdown, while receiver Christion Jones caught three passes for 73 yards and running back Eddie Lacy had 55 yards and three touchdowns to lead the Alabama offense. Safety HaHa Clinton-Dix set up one score by returning an interception 46 yards to the Arkansas 3-yard line, Vinnie Sunseri ended an Arkansas threat with an interception. Alabama limited the injury-plagued Razorbacks offense to 137 total yards on the day.

	1	2	3	4	SCORE
Alabama	7	17	14	14	52
Arkansas	0	0	0	0	0

SCORING SUMMARY

1st	09:40	UA	E. Lacy 6 yd run (Shelley kick), 1-6 0:07,	UA 7 - AR 0
2nd	14:10	UA	C. Foster 51 yd field goal, 9-46 3:25,	UA 10 - AR 0
	08:58	UA	A. Cooper 20 yd pass from AJ McCarron (Shelley kick), 6-67 2:29,	UA 17 - AR 0
	03:01	UA	E. Lacy 1 yd run (Shelley kick), 3-3 1:16,	UA 24 - AR 0
3rd	12:10	UA	E. Lacy 10 yd run (Shelley kick), 6-75 2:50,	UA 31 - AR 0
	11:27	UA	T.J. Yeldon 1 yd run (Shelley kick), 2-27 0:43,	UA 38 - AR 0
4th	11:32	UA	Drake,K. 12 yd run (Shelley kick), 15-80 7:31,	UA 45 - AR 0
	05:33	UA	B. Sims 27 yd run (Shelley kick), 2-28 0:45,	UA 52 - AR 0

	UA	AR
FIRST DOWNS	22	15
RUSHES-YARDS (NET)	45-225	37-58
PASSING YDS (NET)	213	79
Passes Att-Comp-Int	20-14-0	25-11-2
TOTAL OFFENSE PLAYS-YARDS	65-438	62-137
Fumble Returns-Yards	0-0	0-0
Punt Returns-Yards	2-4	0-0
Kickoff Returns-Yards	0-0	1-22
Interception Returns-Yards	2-59	0-0
Punts (Number-Avg)	2-35.0	5-44.0
Fumbles-Lost	1-0	8-3
Penalties-Yards	7-74	1-6
Possession Time	31:28	28:32
Third-Down Conversions	6 of 11	3 of 14
Fourth-Down Conversions	0 of 1	1 of 3
Red-Zone Scores-Chances	6-6	0-2
Sacks By: Number-Yards	4-20	0-0

RUSHING: Alabama-Drake,K. 6-57; T.J. Yeldon 13-55; Eddie Lacy 12-55; Blake Sims 2-25; Dee Hart 4-21; Ben Howell 6-18; AJ McCarron 1-minus 2; Team 1-minus 4. Arkansas-Knile Davis 20-59; J. Williams 3-18; Bran. Mitchell 6-18; Dennis Johnson 4-13; Brandon Allen 3-minus 19; Team 1-minus 31.

PASSING: Alabama-AJ McCarron 11-16-0-189; Phillip Ely 2-3-0-15; Blake Sims 1-1-0-9. Arkansas-Brandon Allen 10-18-2-60; Bran. Mitchell 1-7-0-19.

RECEIVING: Alabama-Christion Jones 3-74; Amari Cooper 2-46; Williams,M. 2-20; Kenny Bell 2-12; T.J. Yeldon 1-18; Kevin Norwood 1-14; DeAndrew White 1-13; D. Woodson Jr. 1-9; Marvin Shinn 1-7. Arkansas-Chris Gragg 3-33; Austin Tate 2-21; Cobi Hamilton 2-14; Knile Davis 2-minus 1; Mekale McKay 1-7; Bran. Mitchell 1-5.

INTERCEPTIONS: Alabama-H. Clinton-Dix 1-46; Vinnie Sunseri 1-13. Arkansas-None.

FUMBLES: Alabama-AJ McCarron 1-0. Arkansas-Knile Davis 4-2; Dennis Johnson 1-1; Bran. Mitchell 1-0; Chris Gragg 1-0; Team 1-0.

	FLORIDA ATLANTIC (1-3)	7
1/1	ALABAMA (4-0)	40

Saturday, Sept. 22 • Bryant-Denny Stadium • Tuscaloosa, Ala.
Attendance: 101,821 • TV: PPV

TUSCALOOSA, Ala. — The top-ranked Alabama Crimson Tide (4-0 overall; 1-0 in the Southeastern Conference) scored on their first six possessions of the game while racing to a 30-0 halftime lead on the way to a 40-7 defeat of Florida Atlantic (1-3) on Saturday afternoon before a crowd of 101,821 at Bryant-Denny Stadium.

The Crimson Tide scored on its first six possessions of the game (every possession of the first half) while not allowing an FAU first down until 4:37 remained in the second quarter. During that first half, Alabama held the Owls to 23 total yards (1 rushing, 22 passing) on 21 plays from scrimmage while forcing punts on all five FAU possessions of the half. Alabama running back Eddie Lacy rushed for 106 yards on 15 carries while quarterback AJ McCarron passed for 212 yards and three touchdowns on 15-of-25 passing to lead the Tide offense. Linebacker C.J. Mosley led the Alabama defense with six tackles.

The Crimson Tide scored on its first six possessions of the game (every possession of the first half) while not allowing an FAU first down until 4:37 remained in the second quarter on the way to a 30-0 halftime lead. During that first half, Alabama held the Owls to 23 total yards (1 rushing, 22 passing) on 21 plays from scrimmage while forcing punts on all five FAU possessions of the half.

	1	2	3	4	SCORE
Florida Atlantic	0	0	0	7	7
Alabama	14	16	3	7	40

SCORING SUMMARY

1st	13:18	UA	K. Bell 85 yd pass from AJ McCarron (Shelley kick), 3-85 1:42,	FAU 0 - UA 7
	06:12	UA	D. White 4 yd pass from AJ McCarron (Shelley kick), 12-63 4:18,	FAU 0 - UA 14
2nd	14:49	UA	Cade Foster 52 yd field goal, 9-34 3:45,	FAU 0 - UA 17
	10:31	UA	Jeremy Shelley 26 yd field goal, 5-31 2:11,	FAU 0 - UA 20
	05:22	UA	Jeremy Shelley 30 yd field goal, 8-45 3:25,	FAU 0 - UA 23
	00:08	UA	C. Jones 4 yd pass from AJ McCarron (Shelley kick), 12-95 2:38,	FAU 0 - UA 30
3rd	08:26	UA	Cade Foster 46 yd field goal, 8-36 4:20,	FAU 0 - UA 33
4th	11:13	UA	K. Drake 8 yd run (Jeremy Shelley kick), 8-44 3:47,	FAU 0 - UA 40
	02:49	FAU	A. Deleon 6 yd pass from G. W.ilbert (Anderson kick), 15-75 8:24,	FAU 7 - UA 40

	FAU	UA
FIRST DOWNS	6	25
RUSHES-YARDS (NET)	32-76	47-256
PASSING YDS (NET)	34	247
Passes Att-Comp-Int	13-7-0	26-16-0
TOTAL OFFENSE PLAYS-YARDS	45-110	73-503
Fumble Returns-Yards	0-0	0-0
Punt Returns-Yards	0-0	6-89
Kickoff Returns-Yards	3-56	2-25
Interception Returns-Yards	0-0	0-0
Punts (Number-Avg)	8-49.4	1-29.0
Fumbles-Lost	0-0	4-1
Penalties-Yards	4-30	3-21
Possession Time	26:47	33:13
Third-Down Conversions	1 of 12	7 of 14
Fourth-Down Conversions	2 of 2	2 of 2
Red-Zone Scores-Chances	1-1	6-6
Sacks By: Number-Yards	2-28	3-18

RUSHING: Florida Atlantic-Wallace, J. 12-47; Fortner, Damian 14-39; Jones, Travis 1-3; Wilbert, Graham 5-minus 13. Alabama-Eddie Lacy 15-106; T.J. Yeldon 10-63; Drake,K. 5-35; Dee Hart 4-29; Ben Howell 4-20; AJ McCarron 2-3; Blake Sims 6-2; Phillip Ely 1-minus 2.

PASSING: Florida Atlantic-Wilbert, Graham 7-13-0-34. Alabama-AJ McCarron 15-25-0-212; Blake Sims 1-1-0-35.

RECEIVING: Florida Atlantic-Deleon, Alex 4-24; Dorvilus, Nexon 2-6; Hankerson, B. 1-4. Alabama-Amari Cooper 4-65; Williams,M. 4-25; DeAndrew White 4-17; Kenny Bell 1-85; Cyrus Jones 1-35; Brian Vogler 1-16; Christion Jones 1-4.

INTERCEPTIONS: Florida Atlantic-None. Alabama-None.

FUMBLES: Florida Atlantic-None. Alabama-T.J. Yeldon 1-0; Phillip Ely 1-0; AJ McCarron 1-0; Christion Jones 1-1.

	MISSISSIPPI (3-2, 0-1 SEC)		14
1/1	ALABAMA (5-0, 2-0 SEC)		33

Saturday, Sept. 29 • Bryant-Denny Stadium • Tuscaloosa, Ala.
Attendance: 101,821 • TV: ESPN

TUSCALOOSA, Ala. — Alabama receiver Amari Cooper caught a game-high eight passes for 84 yards and two touchdowns and placekicker Jeremy Shelley kicked four field goals as the top-ranked Alabama Crimson Tide (5-0 overall; 2-0 in the Southeastern Conference) put together a methodical performance in a 33-14 defeat of Mississippi (3-2 overall; 0-1 SEC) on Saturday night before a sellout crowd of 101,821 at Bryant-Denny Stadium.

Cooper scored on passes of 16 and 12 yards from quarterback AJ McCarron, who set a new Alabama mark for consecutive pass attempts without an interception, breaking the mark of 190 previously set by Brodie Croyle in 2005. McCarron ended the game with an active streak of 206 pass attempts without an interception while completing 22 of 30 for 180 yards and two scores without an interception.

Running back Eddie Lacy led all rushers with 82 yards on 19 carries and Christion Jones returned a second quarter kickoff 99 yards for a touchdown for the Crimson Tide. Linebacker C.J. Mosley led the Alabama defense with 10 tackles while cornerback Dee Milliner intercepted a pass, broke up four passes and assisted on a quarterback sack.

	1	2	3	4	SCORE
Mississippi	0	7	7	0	14
Alabama	6	21	0	6	33

SCORING SUMMARY

1st	07:17	UA	Jeremy Shelley 38 yd field goal, 8-38 3:46,	UM 0 - UA 3
	03:03	UA	Jeremy Shelley 38 yd field goal, 5-23 2:33,	UM 0 - UA 6
2nd	13:40	UM	Jeff Scott 1 yd run (Rose kick), 13-75 4:23,	UM 7 - UA 6
	13:25	UA	C. Jones 99 yd kickoff return (Shelley kick), ,	UM 7 - UA 13
	10:30	UA	A. Cooper 16 yd pass from AJ McCarron (Shelley kick), 4-35 1:21,	UM 7 - UA 20
	01:37	UA	A. Cooper 12 yd pass from AJ McCarron (Shelley kick), 13-68 6:56,	UM 7 - UA 27
3rd	06:35	UM	R. Mackey 12 yd run (Rose kick), 16-70 5:01,	UM 14 - UA 27
4th	12:19	UA	Jeremy Shelley 26 yd field goal, 13-51 6:31,	UM 14 - UA 30
	01:41	UA	Jeremy Shelley 24 yd field goal, 12-69 7:07,	UM 14 - UA 33

	UM	UA
FIRST DOWNS	16	17
RUSHES-YARDS (NET)	35-80	34-125
PASSING YDS (NET)	138	180
Passes Att-Comp-Int	33-19-3	30-22-0
TOTAL OFFENSE PLAYS-YARDS	68-218	64-305
Fumble Returns-Yards	0-0	0-0
Punt Returns-Yards	1-10	2-22
Kickoff Returns-Yards	1-15	3-142
Interception Returns-Yards	0-0	3-20
Punts (Number-Avg)	6-36.2	3-41.0
Fumbles-Lost	0-0	3-1
Penalties-Yards	2-15	2-8
Possession Time	25:01	34:59
Third-Down Conversions	8 of 17	11 of 18
Fourth-Down Conversions	2 of 2	0 of 0
Red-Zone Scores-Chances	2-2	4-4
Sacks By: Number-Yards	1-10	5-31

RUSHING: Jeff Scott 19-49; Randall Mackey 4-32; I. Mathers 1-8; Jaylen Walton 1-4; Barry Brunetti 2-1; Bo Wallace 8-minus 14. Alabama-Eddie Lacy 19-82; T.J. Yeldon 10-38; Dee Hart 1-7; AJ McCarron 4-minus 2.

PASSING: Mississippi-Bo Wallace 15-26-2-123; Barry Brunetti 4-6-0-15; Randall Mackey 0-1-1-0. Alabama-AJ McCarron 22-30-0-180.

RECEIVING: Mississippi-Vince Sanders 7-46; Ja-Mes Logan 3-18; Donte Moncrief 2-37; Jeff Scott 2-9; Philander Moore 2-6; Randall Mackey 1-12; Collins Moore 1-5; Jaylen Walton 1-5. Alabama-Amari Cooper 8-84; Eddie Lacy 3-15; Kevin Norwood 2-20; Christion Jones 2-19; Kenny Bell 2-15; Dee Hart 1-12; DeAndrew White 1-9; Brian Vogler 1-5; T.J. Yeldon 1-3; Brent Calloway 1-minus 2.

INTERCEPTIONS: Mississippi-None. Alabama-Robert Lester 1-20; Deion Belue 1-0; Dee Milliner 1-0.

FUMBLES: Mississippi-None. Alabama-Robert Lester 1-1; AJ McCarron 1-0; Kevin Norwood 1-0.

1/1	ALABAMA (6-0, 3-0 SEC)		42
	MISSOURI (3-4, 0-4 SEC)		10

Saturday, Oct. 13 • Memorial Stadium • Columbia, Mo.
Attendance: 71,004 • TV: CBS

COLUMBIA, Mo. — A pair of Alabama running backs exceeded 100 rushing yards and the Crimson Tide defense contained an explosive Missouri offense as Alabama (6-0 overall; 3-0 in the Southeastern Conference) defeated the Missouri Tigers, 42-10, Saturday afternoon at Memorial Stadium. The game was delayed for 40 minutes by lightning in the second quarter with Alabama leading, 27-0.

Alabama's Eddie Lacy rushed for a career-high 176 yards and three touchdowns on 18 carries while T.J. Yeldon gained 144 rushing yards and two touchdowns on 18 attempts as the Tide rushed for 362 yards in the game. Overall, Alabama amassed 533 yards of total offense, adding 171 passing yards to its rushing total.

Other than a kickoff return for a touchdown and a drive to a field goal, Alabama controlled the game by limiting Missouri (3-4 overall; 0-4 SEC) to 129 total yards, including just three rushing yards. Alabama quarterback AJ McCarron passed for 171 yards while completing 16 of 21 attempts without an interception. C.J. Mosley led the Alabama defense with 12 tackles including a sack for nine yards and a fumble recovery.

	1	2	3	4	SCORE
Alabama	21	7	0	14	42
Missouri	0	7	3	0	10

SCORING SUMMARY

1st	14:15	UA	Eddie Lacy 73 yd run (Jeremy Shelley kick), 2-75 0:45,	UA 7 - MU 0
	06:07	UA	Eddie Lacy 3 yd run (Jeremy Shelley kick), 3-50 1:12,	UA 14 - MU 0
	01:42	UA	T.J. Yeldon 1 yd run (Jeremy Shelley kick), 3-17 1:12,	UA 21 - MU 0
2nd	08:40	UA	T.J. Yeldon 15 yd run (Jeremy Shelley kick), 4-54 1:58,	UA 28 - MU 0
	08:24	MU	Murphy, Marcus 98 yd kickoff return (Baggett, Andrew kick), ,	UA 28 - MU 7
3rd	11:50	MU	Baggett, Andrew 41 yd field goal, 7-51 3:03,	UA 28 - MU 10
4th	08:05	UA	Eddie Lacy 1 yd run (Jeremy Shelley kick), 11-41 5:59,	UA 35 - MU 10
	02:28	UA	Kenyan Drake 3 yd run (Jeremy Shelley kick), 7-54 4:11,	UA 42 - MU 10

	UA	UM
FIRST DOWNS	21	9
RUSHES-YARDS (NET)	47-362	28-3
PASSING YDS (NET)	171	126
Passes Att-Comp-Int	21-16-0	29-12-2
TOTAL OFFENSE PLAYS-YARDS	68-533	57-129
Fumble Returns-Yards	1-0	0-0
Punt Returns-Yards	4-48	2-21
Kickoff Returns-Yards	2-38	4-139
Interception Returns-Yards	2-10	0-0
Punts (Number-Avg)	4-38.0	8-37.8
Fumbles-Lost	2-2	2-1
Penalties-Yards	7-62	2-9
Possession Time	36:29	23:31
Third-Down Conversions	2 of 9	2 of 15
Fourth-Down Conversions	1 of 2	0 of 1
Red-Zone Scores-Chances	5-6	0-1
Sacks By: Number-Yards	3-19	2-9

RUSHING: Alabama-Eddie Lacy 18-177; T.J. Yeldon 18-144; Blake Sims 1-36; Kenyan Drake 4-11; AJ McCarron 4-9; Christion Jones 1-2; Cody Mandell 1-minus 17. Missouri-Lawrence, Kendi 10-37; Hansbrough, Rus 7-13; Hunt, Jimmie 1-6; TEAM 1-0; Moe, T.J. 2-0; Murphy, Marcus 1-minus 3; Berkstresser, C 6-minus 50.

PASSING: Alabama-AJ McCarron 16-21-0-171. Missouri-Berkstresser, C 12-29-2-126.

RECEIVING: Alabama-Amari Cooper 4-41; Kevin Norwood 3-25; Kenny Bell 2-46; Christion Jones 2-19; Eddie Lacy 2-17; Michael Williams 1-17; Cyrus Jones 1-4; Kelly Johnson 1-2. Missouri-Washington, L'D 4-72; Moe, T.J. 2-19; Lucas, Marcus 2-18; Lawrence, Kendi 2-11; McGriff-Culver, 1-5; Waters, Eric 1-1.

INTERCEPTIONS: Alabama-HaHa Clinton-Dix 1-10; Vinnie Sunseri 1-0. Missouri-None.

FUMBLES: Alabama-AJ McCarron 1-1; Eddie Lacy 1-1. Missouri-Murphy, Marcus 1-0; Berkstresser, C 1-1.

1/1	ALABAMA (7-0, 4-0 SEC)	44
	TENNESSEE (3-4, 0-4 SEC)	10

Saturday, Oct. 20 • Neyland Stadium • Knoxville, Tenn.
Attendance: 102,455 • TV: ESPN

KNOXVILLE, Tenn. — Alabama quarterback AJ McCarron passed for a career-high 306 yards and four touchdowns, connecting with freshman wide receiver Amari Cooper seven times for 162 yards and two scores as the top-ranked Crimson Tide (7-0 overall; 4-0 in the Southeastern Conference) dominated Tennessee (3-4 overall; 0-4 SEC) in a 44-13 victory before a capacity crowd of 102,455 at Neyland Stadium on Saturday night. Freshman running back T.J. Yeldon rushed for 129 yards and two touchdowns to lead the Alabama ground game.

The latest renewal of the storied "Third Saturday in October" rivalry was marked by an explosive night by the Alabama offense, which rolled to 539 yards of total offense behind a potent passing game. The Alabama defense bottled up what had been an exciting Tennessee offense, limiting the Volunteers to 282 total yards on the night while forcing two turnovers. Alabama repelled Tennessee drives inside Crimson Tide territory several times, including a fourth-down stop at the Tide 33 and an interception by safety Robert Lester in the end zone that snuffed another Volunteers' threat.

Cooper had six catches for 120 yards and a touchdown in the first half alone as the Tide raced to a 23-10 lead at intermission before putting away the game in the second half. The victory was Alabama's sixth straight in the series. McCarron enjoyed an efficient night passing as he completed 17 of 22 attempts just one week after suffering a minor knee injury in the second half against Missouri.

	1	2	3	4	SCORE
Alabama	7	16	7	14	44
Tennessee	3	7	0	3	13

SCORING SUMMARY

1st	08:18	UA	Amari Cooper 23 yd pass from AJ McCarron (Shelley kick), 6-47 3:10,	UA 7 - UT 0
	03:38	UT	Palardy, M. 32 yd field goal, 11-65 4:33,	UA 7 - UT 3
2nd	11:23	UA	T.J. Yeldon 1 yd run (Team kick failed), 4-32 1:44,	UA 13 - UT 3
	06:55	UA	M.l Williams 1 yd pass from AJ McCarron (Shelley kick), 4-72 1:45,	UA 20 - UT 3
	05:32	UT	Johnson, A.J. 2 yd run (Palardy, M. kick), 3-48 1:11,	UA 20 - UT 10
	01:24	UA	Jeremy Shelley 34 yd field goal, 8-53 4:01,	UA 23 - UT 10
3rd	02:56	UA	A. Cooper 42 yd pass from AJ McCarron (Shelley kick), 6-67 3:31,	UA 30 - UT 10
4th	12:46	UA	Kenny Bell 39 yd pass from AJ McCarron (Shelley kick), 6-80 3:33,	UA 37 - UT 10
	09:07	UA	T.J. Yeldon 43 yd run (Jeremy Shelley kick), 3-58 1:21,	UA 44 - UT 10
	03:57	UT	Palardy, M. 21 yd field goal, 6-21 2:00,	UA 44 - UT 13

	UA	UT
FIRST DOWNS	23	11
RUSHES-YARDS (NET)	45-233	27-79
PASSING YDS (NET)	306	203
Passes Att-Comp-Int	22-17-0	31-16-2
TOTAL OFFENSE PLAYS-YARDS	67-539	58-282
Fumble Returns-Yards	0-0	0-0
Punt Returns-Yards	4-59	1-13
Kickoff Returns-Yards	2-36	4-111
Interception Returns-Yards	2-0	0-0
Punts (Number-Avg)	2-44.0	5-48.2
Fumbles-Lost	2-1	1-0
Penalties-Yards	4-23	2-15
Possession Time	36:47	23:13
Third-Down Conversions	6 of 12	2 of 13
Fourth-Down Conversions	0 of 0	0 of 2
Red-Zone Scores-Chances	3-3	3-4
Sacks By: Number-Yards	0-0	2-15

RUSHING: Alabama-T.J. Yeldon 15-129; Eddie Lacy 17-79; Kenyan Drake 4-22; Blake Sims 4-10; Brent Calloway 2-6; AJ McCarron 3-minus 13. Tennessee-Lane, M. 15-55; Young, D. 5-21; Johnson, A.J. 3-6; Howard, A. 2-3; Patterson, C. 2-minus 6.

PASSING: Alabama-AJ McCarron 17-22-0-306. Tennessee-Bray, T. 13-27-2-184; Worley, J. 3-4-0-19.

RECEIVING: Alabama-Amari Cooper 7-162; Eddie Lacy 3-18; Kenny Bell 2-68; Kevin Norwood 2-43; Michael Williams 2-6; Christion Jones 1-9. Tennessee-Lane, M. 5-48; Hunter, J. 4-70; Young, D. 2-minus 6; Rivera, M. 1-43; Patterson, C. 1-25; Downs, B. 1-15; Bartholomew, B. 1-4; Howard, A. 1-4.

INTERCEPTIONS: Alabama-Robert Lester 1-0; C.J. Mosley 1-0. Tennessee-None.

FUMBLES: Alabama-Blake Sims 1-1; Cyrus Jones 1-0. Tennessee-Patterson, C. 1-0.

13/12	MISSISSIPPI ST. (7-1, 3-1 SEC)	7
1/1	ALABAMA (8-0, 5-0 SEC)	38

Saturday, Oct. 27 • Bryant-Denny Stadium • Tuscaloosa, Ala.
Attendance: 101,821 • TV: ESPN

TUSCALOOSA, Ala. — Top-ranked Alabama's offense started the game with three consecutive touchdown drives and the Crimson Tide defense produced another dominant performance as the Crimson Tide (8-0 overall; 5-0 in the Southeastern Conference) methodically defeated 11th-ranked Mississippi State (7-1 overall; 3-1 SEC), 38-7, Saturday night at Bryant-Denny Stadium.

Alabama quarterback AJ McCarron had a typically efficient performance, running his stretch of passes thrown without an interception to a school-record 262 as he passed for 208 yards and two touchdowns while completing 16 of 23 pass attempts to spark the Crimson Tide offense. Alabama's defense held Mississippi State to 256 yards of total offense and kept the Bulldogs off the scoreboard until the reserves allowed a late score as Alabama built a 24-0 halftime lead that reached 38-0 in the late stages.

The Alabama defense was led by safety Vinnie Sunseri's career-best eight tackles. Linebacker C.J. Mosley had seven tackles, defensive back Nick Perry had five stops and the Alabama defense produced one quarterback sack, three tackles for loss (for 23 yards), two forced fumbles, one interception and five pass breakups.

	1	2	3	4	SCORE
Mississippi State	0	0	0	7	7
Alabama	14	10	0	14	38

SCORING SUMMARY

1st	10:28	UA	T.J. Yeldon 11 yd run (Shelley kick), 9-59 4:32,	MSU 0 - UA 7
	03:27	UA	Kenny Bell 57 yd pass from AJ McCarron (Shelley kick), 6-80 3:13,	MSU 0 - UA 14
2nd	13:33	UA	M. Williams 9 yd pass from AJ McCarron (Shelley kick), 8-73 2:33,	MSU 0 - UA 21
	00:52	UA	Jeremy Shelley 34 yd field goal, 6-36 1:13,	MSU 0 - UA 24
4th	13:06	UA	Eddie Lacy 27 yd pass from Phillip Ely (Shelley kick), 3-28 1:54,	MSU 0 - UA 31
	08:14	UA	Kenyan Drake 3 yd run (Jeremy Shelley kick), 8-43 4:41,	MSU 0 - UA 38
	04:39	MSU	Robert Johnson 2 yd pass from Dak Prescott (Bell kick), 9-63 3:35,	MSU 7 - UA 38

	MSU	UA
FIRST DOWNS	16	22
RUSHES-YARDS (NET)	21-47	40-179
PASSING YDS (NET)	209	235
Passes Att-Comp-Int	36-19-1	24-17-0
TOTAL OFFENSE PLAYS-YARDS	57-256	64-414
Fumble Returns-Yards	0-0	0-0
Punt Returns-Yards	1-0	1-4
Kickoff Returns-Yards	7-184	2-76
Interception Returns-Yards	0-0	1-0
Punts (Number-Avg)	6-41.7	5-42.2
Fumbles-Lost	4-2	0-0
Penalties-Yards	6-56	7-63
Possession Time	25:46	34:14
Third-Down Conversions	4 of 13	4 of 11
Fourth-Down Conversions	1 of 1	1 of 1
Red-Zone Scores-Chances	1-3	4-4
Sacks By: Number-Yards	2-21	1-8

RUSHING: Mississippi State-L. Perkins 15-38; Josh Robinson 1-15; Nick Griffin 1-9; Tyler Russell 2-minus 7; Derrick Milton 2-minus 8. Alabama-T.J. Yeldon 10-84; Kenyan Drake 8-47; Eddie Lacy 10-26; Blake Sims 3-19; Brent Calloway 1-5; Christion Jones 1-4; Cyrus Jones 1-2; Team 1-minus 2; AJ McCarron 5-minus 6.

PASSING: Mississippi State-Tyler Russell 15-30-1-169; Dak Prescott 4-6-0-40. Alabama-AJ McCarron 16-23-0-208; Phillip Ely 1-1-0-27.

RECEIVING: Mississippi State-Robert Johnson 4-23; Chris Smith 3-73; Arceto Clark 3-32; Jameon Lewis 2-26; Marcus Green 2-21; L. Perkins 2-10; Malcolm Johnson 1-13; Chad Bumphis 1-7; S. Hemphill 1-4. Alabama-Michael Williams 5-38; Eddie Lacy 4-51; Amari Cooper 4-47; Kenny Bell 1-57; Christion Jones 1-22; Kevin Norwood 1-14; Kelly Johnson 1-6.

INTERCEPTIONS: Mississippi State-None. Alabama-Robert Lester 1-0.

FUMBLES: Mississippi State-L. Perkins 1-0; Jameon Lewis 1-1; Deontae Skinner 1-1; Derrick Milton 1-0. Alabama-None.

1/1	ALABAMA (9-0, 6-0 SEC)		21
5/5	LSU (7-2, 3-2 SEC)		17

Saturday, Nov. 3 • Tiger Stadium • Baton Rouge, La.
Attendance: 93,374 • TV: CBS

BATON ROUGE, La. — Alabama running back T.J. Yeldon took a swing pass from quarterback AJ McCarron and raced 28 yards for a touchdown with 51 seconds left in the game to cap a frantic 72-yard drive in five plays to give top-ranked Alabama Crimson Tide to a stunning 21-17 victory over 5th-ranked LSU on Saturday night in Tiger Stadium.

After a missed LSU field goal attempt with 1:34 remaining in the game, Alabama took over at its own 28-yard line facing a 17-14 deficit. McCarron smoothly led the Crimson Tide downfield for the go-ahead score, hitting passes on three successive plays to start the drive: an 18-yard pass to receiver Kevin Norwood to the Alabama 46, a 15-yarder to Norwood to the LSU 39, and an 11-yarder to Norwood to the LSU 28. After the next play was an incompletion, McCarron found Yeldon alone in the left flat and he did the rest, eluding two would-be tacklers behind good blocking to complete the drive.

Prior to that march by Alabama, this classic had all the makings of a stunning upset as LSU quarterback Zach Mettenberger passed for 296 yards, including 206 in the second half, to lead the Tigers to a 17-14 lead in the final stages of the game. Mettenberger and the LSU offense consistently made big plays, particularly in third down situations, while the Alabama defense was surprisingly vulnerable in the second half. LSU's offense mounted scoring drives of 58 and 90 yards on consecutive possessions in the second half, played turnover-free football and unveiled an explosive passing game in the second half.

LSU lost despite converting 10 of 20 third downs into first downs while Alabama went 1-for-9 on the night in third down conversions. The Tide overcame a minus-two turnover margin, gave up multiple plays of more than 20 and 30 yards and allowed the most total yards (435) to an opponent since LSU gained 433 in 2010, a 24-21 Crimson Tide loss.

	1	2	3	4	SCORE
Alabama	0	14	0	7	21
LSU	3	0	7	7	17

SCORING SUMMARY

1st	06:11	LS	Drew Alleman 38 yd field goal, 12-53 4:53,	UA 0 - LS 3
2nd	08:17	UA	Eddie Lacy 7 yd run (Shelley kick), 11-92 6:00,	UA 7 - LS 3
	00:11	UA	AJ McCarron 9 yd run (Shelley kick), 6-63 0:57,	UA 14 - LS 3
3rd	03:35	LS	Jeremy Hill 1 yd run (Alleman kick), 13-58 6:59,	UA 14 - LS 10
4th	12:58	LS	Landry 14 yd pass from Z. Mettenberger (Alleman kick), 7-90 3:08,	UA 14 - LS 17
	00:51	UA	T.J. Yeldon 28 yd pass from AJ McCarron (Shelley kick), 5-72 0:43,	UA 21 - LS 17

	UA	LSU
FIRST DOWNS	18	22
RUSHES-YARDS (NET)	25-166	49-139
PASSING YDS (NET)	165	296
Passes Att-Comp-Int	27-14-0	36-25-0
TOTAL OFFENSE PLAYS-YARDS	52-331	85-435
Fumble Returns-Yards	0-0	0-0
Punt Returns-Yards	1--4	3-16
Kickoff Returns-Yards	1-9	3-59
Interception Returns-Yards	0-0	0-0
Punts (Number-Avg)	7-45.1	4-49.0
Fumbles-Lost	2-2	1-0
Penalties-Yards	1-15	7-51
Possession Time	20:45	39:15
Third-Down Conversions	1 of 9	10 of 20
Fourth-Down Conversions	0 of 0	0 of 2
Red-Zone Scores-Chances	2-3	2-2
Sacks By: Number-Yards	3-22	1-5

RUSHING: Alabama-Eddie Lacy 11-83; T.J. Yeldon 11-76; AJ McCarron 3-7. LSU-Jeremy Hill 29-107; Russell Shepard 3-22; Michael Ford 3-13; Spencer Ware 7-13; J.C. Copeland 3-6; Z. Mettenberger 4-minus 22.

PASSING: Alabama-AJ McCarron 14-27-0-165. LSU-Z. Mettenberger 24-35-0-298; Brad Wing 1-1-0-minus 2.

RECEIVING: Alabama-Kevin Norwood 5-62; Christion Jones 4-40; T.J. Yeldon 1-28; Eddie Lacy 1-19; Kelly Johnson 1-10; Michael Williams 1-6; Marvin Shinn 1-0. LSU-Jarvis Landry 8-76; Odell Beckham 4-73; Kadron Boone 4-37; Jeremy Hill 3-12; J.C. Copeland 2-47; Nic Jacobs 2-15; Spencer Ware 1-38; Drew Alleman 1-minus 2.

INTERCEPTIONS: Alabama-None. LSU-None.

FUMBLES: Alabama-Cyrus Jones 1-1; T.J. Yeldon 1-1. LSU-Russell Shepard 1-0.

15/14	TEXAS A&M (8-2, 5-2 SEC)		29
1/1	ALABAMA (9-1, 6-1 SEC)		24

Saturday, Nov. 10 • Bryant-Denny Stadium • Tuscaloosa, Ala.
Attendance: 101,821 • TV: CBS

TUSCALOOSA, Ala. — Texas A&M quarterback Johnny Manziel passed for 253 yards and accounted for 345 yards of total offense to lead the 15th-ranked Aggies (8-2 overall; 5-2 in the Southeastern Conference) to a 29-24 upset of top-ranked Alabama (9-1 overall; 6-1 in the SEC) on Saturday afternoon at Bryant-Denny Stadium.

Manziel led the Aggies to a shocking 20-0 first quarter lead by leading the Aggies to touchdowns on their first three offensive possessions of the game before the Crimson Tide could being to rally. Put in the position of having virtually no margin for error, the Alabama offense could not overcome the deficit despite the Tide defense righting its ship for most of the next three quarters. Even though Alabama outgained A&M 431 to 418, three turnovers proved fatal to the Crimson Tide comeback. Two turnovers in A&M territory, a fumble at the Aggie 34 and an interception on the goal line, ended potential Alabama scoring drives in the fourth quarter.

The outcome dealt a serious blow to Alabama's national title hopes, but the Crimson Tide remains in the driver's seat for an SEC West Division title. The Tide entered the game two games up on all other teams in the division, and remains one game up in the standings needing a win over Auburn on November 24 to clinch a spot in the SEC Championship Game on December 1. A&M is the only team that can win a divisional tie-breaker with Alabama due to the win over the Tide, but needs an Alabama loss to Auburn to get that berth.

For Alabama, running back Eddie Lacy rushed for 92 yards and a touchdown on 16 carries while receiver Amari Cooper caught six passes for 136 yards and a touchdown. McCarron completed 21 of 34 passes for 309 yards and two scores, but was undone by the two interceptions. Manziel rushed for 92 yards to lead the Aggies, also throwing for 253 yards while completing 24 of 31 with two touchdowns.

	1	2	3	4	SCORE
Texas A&M	20	0	0	9	29
Alabama	0	14	3	7	24

SCORING SUMMARY

1st	10:34	TAMU	C. Michael 1 yd run (Bertolet kick), 9-73 2:50,	TAMU 7 - UA 0
	07:59	TAMU	R. Swope 10 yd pass from J. Manziel (Bertolet kick), 4-41 1:40,	TAMU 14 - UA 0
	00:41	TAMU	C. Michael 1 yd run (Bertolet kick failed), 14-73 5:59,	TAMU 20 - UA 0
2nd	10:04	UA	T.J. Yeldon 2 yd run (Shelley kick), 13-75 5:37,	TAMU 20 - UA 7
	00:19	UA	Eddie Lacy 2 yd run (Shelley kick), 10-67 3:51,	TAMU 20 - UA 14
3rd	04:56	UA	Jeremy Shelley 28 yd field goal, 10-41 5:11,	TAMU 20 - UA 17
4th	14:16	TAMU	Taylor Bertolet 29 yd field goal, 16-63 5:40,	TAMU 23 - UA 17
	08:37	TAMU	Kennedy 24 yd pass from Manziel (pass failed), 2-66 0:33,	TAMU 29 - UA 17
	06:09	UA	A. Cooper 54 yd pass from McCarron (Shelley kick), 9-94 2:28,	TAMU 29 - UA 24

	TAMU	UA
FIRST DOWNS	23	17
RUSHES-YARDS (NET)	46-165	31-122
PASSING YDS (NET)	253	309
Passes Att-Comp-Int	31-24-0	34-21-2
TOTAL OFFENSE PLAYS-YARDS	77-418	65-431
Fumble Returns-Yards	0-0	0-0
Punt Returns-Yards	3-30	1-5
Kickoff Returns-Yards	3-55	2-35
Interception Returns-Yards	2-20	0-0
Punts (Number-Avg)	3-40.7	4-56.5
Fumbles-Lost	0-0	1-1
Penalties-Yards	4-26	6-56
Possession Time	32:27	27:33
Third-Down Conversions	11 of 18	7 of 15
Fourth-Down Conversions	0 of 1	1 of 2
Red-Zone Scores-Chances	4-5	3-4
Sacks By: Number-Yards	2-4	4-15

RUSHING: Texas A&M-Johnny Manziel 18-92; Ben Malena 14-50; C. Michael 12-27; TEAM 2-minus 4. Alabama-Eddie Lacy 16-92; T.J. Yeldon 10-29; AJ McCarron 5-1.

PASSING: Texas A&M-Johnny Manziel 24-31-0-253. Alabama-AJ McCarron 21-34-2-309.

RECEIVING: Texas A&M-Ryan Swope 11-111; Mike Evans 5-40; Malcome Kennedy 3-34; Thomas Johnson 3-22; Kenric McNeal 2-46. Alabama-Amari Cooper 6-136; Eddie Lacy 4-35; Kenny Bell 3-73; Christion Jones 3-21; T.J. Yeldon 2-9; Michael Williams 1-20; Marvin Shinn 1-8; Kevin Norwood 1-7.

INTERCEPTIONS: Texas A&M-Sean Porter 1-16; D. Everett 1-4. Alabama-None.

FUMBLES: Texas A&M-None. Alabama-T.J. Yeldon 1-1.

	WESTERN CAROLINA (1-10)	0
4/5	ALABAMA (10-1)	49

Saturday, Nov. 17 • Bryant-Denny Stadium • Tuscaloosa, Ala.
Attendance: 101,126 • TV: SEC Network

TUSCALOOSA, Ala. — Running back Eddie Lacy rushed for three first-half touchdowns while gaining 99 yards on 10 carries as fourth-ranked Alabama (10-1 overall; 6-1 in the Southeastern Conference) made quick work of Western Carolina (1-10; 0-8 in the Southern Conference) in a 49-0 shutout of the Catamounts before a crowd of 101,126 on a sunny Saturday afternoon at Bryant-Denny Stadium.

The Alabama defense held WCU to 163 total yards while earning its third shutout of the season. Meanwhile, the Tide offense amassed 460 total yards while rushing for an even 300 yards and passing for 160. The Tide converted six of nine third-down plays into first downs and averaged 8.8 yards per play on the afternoon. Carolina was limited to 70 rushing yards and only eight first downs.

Alabama's early dominance gave the Crimson Tide a chance to rest its starters for much of the game to set up a crucial season-ending home game with arch-rival Auburn with the Southeastern Conference Western Division title on the line. The Crimson Tide wasted little time, scoring on their first three possessions to create an opportunity for their starters to rest with the annual clash with Auburn awaiting one week away. Alabama scored on every offensive possession of the first half and began resting starters in the second quarter as the game was quickly out of reach.

Alabama scored on drives of 62, 44 and 62 yards on successive drives in the first period to gain a 21-0 lead in the game's first 10:50, then continued building on that lead through the remainder of the first half. The Crimson Tide amassed a 338-40 edge in total offense during the first half, including a 16-2 margin in first downs and a 192-15 margin in rushing yardage while scoring on all five of its first half possessions.

	1	2	3	4	SCORE
Western Carolina	0	0	0	0	0
Alabama	21	21	7	0	49

SCORING SUMMARY

1st	12:06	UA	Eddie Lacy 7 yd run (Shelley kick), 6-62 2:54,	WCU 0 - UA 7
	07:58	UA	T.J. Yeldon 3 yd run (Shelley kick), 4-44 1:56,	WCU 0 - UA 14
	04:10	UA	Eddie Lacy 7 yd run (Shelley kick), 3-62 1:23,	WCU 0 - UA 21
2nd	08:15	UA	Ch. Jones 29 yd pass from AJ McCarron (Shelley kick), 8-99 4:59,	WCU 0 - UA 28
	03:02	UA	Eddie Lacy 3 yd run (Shelley kick), 7-71 3:47,	WCU 0 - UA 35
	00:14	UA	Deion Belue 57 yd fumble recovery (Shelley kick), ,	WCU 0 - UA 42
3rd	07:15	UA	Blake Sims 5 yd run (Shelley kick), 10-61 5:44,	WCU 0 - UA 49

	WCU	UA
FIRST DOWNS	8	22
RUSHES-YARDS (NET)	28-70	40-300
PASSING YDS (NET)	93	160
Passes Att-Comp-Int	20-8-0	12-8-0
TOTAL OFFENSE PLAYS-YARDS	48-163	52-460
Fumble Returns-Yards	0-0	1-57
Punt Returns-Yards	0-0	4-24
Kickoff Returns-Yards	5-83	0-0
Interception Returns-Yards	0-0	0-0
Punts (Number-Avg)	8-38.4	2-42.0
Fumbles-Lost	1-1	3-1
Penalties-Yards	8-49	1-15
Possession Time	31:35	28:25
Third-Down Conversions	2 of 11	6 of 9
Fourth-Down Conversions	0 of 1	0 of 0
Red-Zone Scores-Chances	0-1	5-5
Sacks By: Number-Yards	0-0	1-8

RUSHING: Western Carolina-Eddie Sullivan 4-28; Michael Vaughn 3-16; Shaun Warren 2-14; Troy Mitchell 9-6; Michael Johnson 5-5; Darius Ramsey 5-1. Alabama-Eddie Lacy 10-99; Blake Sims 8-70; T.J. Yeldon 7-55; Brent Calloway 7-52; AJ McCarron 2-18; Ben Howell 5-9; Team 1-minus 3.

PASSING: Western Carolina-Eddie Sullivan 4-12-0-63; Troy Mitchell 4-8-0-30. Alabama-AJ McCarron 6-6-0-133; Blake Sims 2-6-0-27.

RECEIVING: Western Carolina-Michael Johnson 3-4; Darius Ramsey 2-15; Jamil James 1-30; Garrett Brown 1-28; Deja Alexander 1-16. Alabama-Amari Cooper 2-50; Cyrus Jones 2-12; Kenny Bell 1-34; Christion Jones 1-29; Michael Williams 1-22; Marvin Shinn 1-13.

INTERCEPTIONS: Western Carolina-None. Alabama-None.

FUMBLES: Western Carolina-Troy Mitchell 1-1. Alabama-Christion Jones 2-1; AJ McCarron 1-0.

	AUBURN (3-9, 0-8 SEC)	0
2/2	ALABAMA (11-1, 7-1 SEC)	49

Saturday, Nov. 24 • Bryant-Denny Stadium • Tuscaloosa, Ala.
Attendance: 101,821 • TV: CBS

TUSCALOOSA, Ala. — Second-ranked Alabama (11-1 overall; 7-1 in the Southeastern Conference) scored touchdowns on its first seven offensive possessions to quickly put away struggling arch-rival Auburn (3-9; 0-8 in the SEC), 49-0, in the latest renewal of the Iron Bowl before a capacity crowd of 101,821 on a crisp, sunny Saturday afternoon at Bryant-Denny Stadium. The victory gave Alabama the SEC Western Division title and a berth in the SEC Championship Game next Saturday in Atlanta against Georgia.

Alabama quarterback AJ McCarron passed for 216 yards and four touchdowns, completing 15 of 21 passes without an interception, running back Eddie Lacy rushed for 131 yards and two touchdowns on 18 carries and receiver Amari Cooper caught five passes for 109 yards and two scores to highlight the Crimson Tide output. Meanwhile, Alabama's defense garnered its fourth shutout of the 2012 season, the most in a single season by a Crimson Tide team since 1979.

Senior safety Robert Lester led the Alabama defense with five tackles and an interception and the Alabama defense created seven tackles for losses, forced three fumbles (recovering one), intercepted two passes and had two quarterback sacks. Alabama held Auburn to 163 total yards, 92 rushing and 71 passing, and only seven first downs on the day.

Alabama's offense racked up 483 total yards in the game, 267 rushing and 216 passing, while gaining 25 first downs and averaging 5.7 yards per play. The Tide was 11-for-14 on third down and held possession for 33:11 of game time.

	1	2	3	4	SCORE
Auburn	0	0	0	0	0
Alabama	14	28	7	0	49

SCORING SUMMARY

1st	11:07	UA	Eddie Lacy 2 yd run (Shelley kick), 10-75 3:53,	AU 0 - UA 7
	05:01	UA	T.J. Yeldon 2 yd run (Shelley kick), 10-61 4:31,	AU 0 - UA 14
2nd	12:38	UA	A. Cooper 37 yd pass from AJ McCarron (Shelley kick), 6-88 3:07,	AU 0 - UA 21
	08:39	UA	K. Norwood 7 yd pass from AJ McCarron (Shelley kick), 5-29 1:19,	AU 0 - UA 28
	04:43	UA	Eddie Lacy 1 yd run (Shelley kick), 7-64 2:22,	AU 0 - UA 35
	00:31	UA	A. Cooper 29 yd pass from AJ McCarron (Shelley kick), 3-35 1:08,	AU 0 - UA 42
3rd	09:03	UA	K. Norwood 38 yd pass from AJ McCarron (Shelley kick), 7-61 3:02,	AU 0 - UA 49

	AU	UA
FIRST DOWNS	16	22
RUSHES-YARDS (NET)	21-47	40-179
PASSING YDS (NET)	209	235
Passes Att-Comp-Int	36-19-1	24-17-0
TOTAL OFFENSE PLAYS-YARDS	57-256	64-414
Fumble Returns-Yards	0-0	0-0
Punt Returns-Yards	1-0	1-4
Kickoff Returns-Yards	7-184	2-76
Interception Returns-Yards	0-0	1-0
Punts (Number-Avg)	6-41.7	5-42.2
Fumbles-Lost	4-2	0-0
Penalties-Yards	6-56	7-63
Possession Time	25:46	34:14
Third-Down Conversions	4 of 13	4 of 11
Fourth-Down Conversions	1 of 1	1 of 1
Red-Zone Scores-Chances	1-3	4-4
Sacks By: Number-Yards	2-21	1-8

RUSHING: Auburn-Tre Mason 21-82; Jay Prosch 3-7; J. Wallace 5-6; O. McCalebb 3-minus 3. Alabama-Eddie Lacy 18-131; Kenyan Drake 10-67; T.J. Yeldon 8-38; Blake Sims 6-25; Ben Howell 3-5; AJ McCarron 1-4; Team 1-minus 3.

PASSING: Auburn-J. Wallace 5-14-2-71; Kiehl Frazier 0-1-0-0. Alabama-AJ McCarron 15-21-0-216; Blake Sims 0-1-0-0.

RECEIVING: Auburn-Emory Blake 3-56; O. McCalebb 1-11; C.J. Uzomah 1-4. Alabama-Amari Cooper 5-109; Kevin Norwood 5-65; Christion Jones 3-22; Kenny Bell 1-15; Michael Williams 1-5.

INTERCEPTIONS: Auburn-None. Alabama-Robert Lester 1-31; HaHa Clinton-Dix 1-0.

FUMBLES: Auburn-None. Alabama-Robert Lester 1-31; HaHa Clinton-Dix 1-0.

2/2	ALABAMA (12-1, 7-1 SEC)	32
3/3	GEORGIA (11-2, 7-1 SEC)	28

Saturday, Dec. 1 • Georgia Dome • Atlanta, Ga.
Attendance: 75,624 • TV: CBS

ATLANTA, Ga. — Two of college football's most storied programs put on a classic battle in the Georgia Dome in a rollicking showcase of national importance that pushed both teams to their limits, but second-ranked Alabama (12-1 overall) had just enough to outlast third-ranked Georgia (11-2 overall), beating the Bulldogs, 32-28, to win the 2012 Southeastern Conference Championship before a crowd of 75,624 Saturday evening.

Now the Crimson Tide awaits Sunday evening's Bowl Championship Series announcements, anticipating a berth in the National Championship Game against undefeated Notre Dame (12-0 overall). The BCS National Championship Game is scheduled for Monday, January 7, at Sun Life Stadium in Miami, Fla.

Alabama running back Eddie Lacy rushed for 181 yards and two touchdowns on 20 carries to earn Most Outstanding Player honors as the Tide amassed 512 total yards, with Lacy and freshman T.J. Yeldon (153 yards on 25 yards) both eclipsing the century mark on the ground. Wideout Amari Cooper caught seven passes for 127 yards and a touchdown and quarterback AJ McCarron passed for 162 yards and a score while completing 13 of 21 passes with one interception.

Safety Robert Lester led the Tide defense with eight tackles, linebacker C.J. Mosley had seven stops and linebacker Xzavier Dickson had five tackles and two quarterback sacks.

	1	2	3	4	SCORE
Alabama	0	10	8	14	32
Georgia	0	7	14	7	28

SCORING SUMMARY

2nd	13:59	GA	Jay Rome 19 yd pass from Aaron Murray (Morgan kick), 13-87 4:48,	UA 0 - GA 7
	01:59	UA	Eddie Lacy 41 yd run (Shelley kick), 6-70 3:05,	UA 7 - GA 7
	00:00	UA	Jeremy Shelley 22 yd field goal, 6-42 1:15,	UA 10 - GA 7
3rd	12:09	GA	Todd Gurley 3 yd run (Morgan kick), 9-75 2:51,	UA 10 - GA 14
	06:31	GA	Alec Ogletree 55 yd blocked FG return (Morgan kick), ,	UA 10 - GA 21
	04:19	UA	T.J. Yeldon 10 yd run (T.J. Yeldon rush), 4-77 2:12,	UA 18 - GA 21
4th	14:57	UA	Eddie Lacy 1 yd run (Shelley kick), 7-74 3:07,	UA 25 - GA 21
	12:54	GA	Todd Gurley 10 yd run (Morgan kick), 5-75 2:03,	UA 25 - GA 28
	03:15	UA	A. Cooper 45 yd pass from AJ McCarron (Shelley kick), 4-55 2:09,	UA 32 - GA 28

	UA	UGA
FIRST DOWNS	26	18
RUSHES-YARDS (NET)	51-350	29-113
PASSING YDS (NET)	162	281
Passes Att-Comp-Int	21-13-1	34-19-1
TOTAL OFFENSE PLAYS-YARDS	72-512	63-394
Fumble Returns-Yards	0-0	0-0
Punt Returns-Yards	1-8	1-7
Kickoff Returns-Yards	4-89	0-0
Interception Returns-Yards	1-35	1-0
Punts (Number-Avg)	5-41.8	6-44.8
Fumbles-Lost	3-1	0-0
Penalties-Yards	2-15	7-64
Possession Time	37:35	22:25
Third-Down Conversions	4 of 12	4 of 12
Fourth-Down Conversions	0 of 0	1 of 1
Red-Zone Scores-Chances	3-4	3-4
Sacks By: Number-Yards	3-15	3-17

RUSHING: Alabama-Eddie Lacy 20-181; T.J. Yeldon 25-153; AJ McCarron 6-16. Georgia-Todd Gurley 23-122; Keith Marshall 2-3; Aaron Murray 4-minus 12.

PASSING: Alabama-AJ McCarron 13-21-1-162. Georgia-Aaron Murray 18-33-1-265; Arthur Lynch 1-1-0-16.

RECEIVING: Alabama-Amari Cooper 8-128; Eddie Lacy 2-7; Michael Williams 2-5; Christion Jones 1-22. Georgia-Tavarres King 5-142; M. Mitchell 4-40; Arthur Lynch 3-50; Todd Gurley 3-3; Chris Conley 2-11; Jay Rome 1-19; S. Commings 1-16.

INTERCEPTIONS: Alabama-HaHa Clinton-Dix 1-35. Georgia-S. Commings 1-0.

FUMBLES: Alabama-AJ McCarron 1-1; Cyrus Jones 1-0; Eddie Lacy 1-0. Georgia-None.

TOP BOWL TEAM

The Tide is making its 60th bowl appearance, more than any team in the country.

The Alabama football team is making its NCAA-leading 60th bowl appearance. The Crimson Tide has played in more bowl games (59) and earned more bowl wins (33) than any team in college football history. Alabama has 13 Sugar Bowl appearances and more Sugar Bowl wins (eight) than any other program in the bowl's storied history. The Tide has also made eight Orange Bowl appearances, seven Cotton Bowl appearances and played in six Rose Bowl games in their history. Alabama has been bowling for nine consecutive seasons, something that has not happened since the Crimson Tide played in 10 straight bowl games from 1985-94. The Crimson Tide is making its second BCS National Championship Game appearance in the last three years.

1926	Rose	Alabama 20, Washington 19
1927	Rose	Alabama 7, Stanford 7
1931	Rose	Alabama 24, Washington State 0
1935	Rose	Alabama 29, Stanford 13
1938	Rose	California 13, Alabama 0
1942	Cotton	Alabama 29, Texas A&M 21
1943	Orange	Alabama 37, Boston College 21
1945	Sugar	Duke 29, Alabama 26
1946	Rose	Alabama 34, Southern Cal 14
1948	Sugar	Texas 27, Alabama 7
1953	Orange	Alabama 61, Syracuse 6
1954	Cotton	Rice 28, Alabama 6
1959	Liberty	Penn State 7, Alabama 0
1960	Bluebonnet	Alabama 3, Texas 3
1962	Sugar	Alabama 10, Arkansas 3
1963	Orange	Alabama 17, Oklahoma 0
1964	Sugar	Alabama 12, Mississippi 7
1965	Orange	Texas 21, Alabama 17
1966	Orange	Alabama 39, Nebraska 28
1967	Sugar	Alabama 34, Nebraska 7
1968	Cotton	Texas A&M 20, Alabama 16
1968	Gator	Missouri 35, Alabama 10
1969	Liberty	Colorado 47, Alabama 33
1970	Bluebonnet	Alabama 24, Oklahoma 24
1972	Orange	Nebraska 38, Alabama 6
1973	Cotton	Texas 17, Alabama 13
1973	Sugar	Notre Dame 24, Alabama 23
1975	Orange	Notre Dame 13, Alabama 11
1975	Sugar	Alabama 13, Penn State 6
1976	Liberty	Alabama 36, UCLA 6
1978	Sugar	Alabama 35, Ohio State 6
1979	Sugar	Alabama 14, Penn State 7
1980	Sugar	Alabama 24, Arkansas 9
1981	Cotton	Alabama 30, Baylor 2
1982	Cotton	Texas 14, Alabama 12
1982	Liberty	Alabama 21, Illinois 15
1983	Sun	Alabama 28, SMU 7
1985	Aloha	Alabama 24, Southern Cal 3
1986	Sun	Alabama 28, Washington 6
1988	Hall of Fame	Michigan 28, Alabama 24
1988	Sun	Alabama 29, Army 28
1990	Sugar	Miami 33, Alabama 25
1991	Fiesta	Louisville 34, Alabama 7
1991	Blockbuster	Alabama 30, Colorado 25
1993	Sugar	Alabama 34, Miami 13
1993	Gator	Alabama 24, North Carolina 10
1995	Citrus	Alabama 24, Ohio State 17
1997	Outback	Alabama 17, Michigan 14
1998	Music City	Virginia Tech 38, Alabama 7
2000	Orange	Michigan 35, Alabama 34 (OT)
2001	Independence	Alabama 14, Iowa State 13
2004	Music City	Minnesota 20, Alabama 16
2005	Cotton	*Alabama 13, Texas Tech 10
2006	Independence	Oklahoma St. 34, Alabama 31
2007	Independence	Alabama 30, Colorado 24
2009	Sugar	Utah 31, Alabama 17
2010	Citi BCS Title Game	Alabama 37, Texas 21
2011	Capital One	Alabama 49, Michigan State 7
2012	Allstate BCS Title Game	Alabama 21, LSU 0

*Win later vacated due to NCAA ruling

HOW SWEET IT IS.

Here is a breakdown of the Tide's bowl appearances.

13	SUGAR BOWL
8	ORANGE BOWL
7	COTTON BOWL
6	ROSE BOWL
4	LIBERTY BOWL
3	BCS CHAMPIONSHIP GAME BOWL
3	INDEPENDENCE BOWL
3	SUN BOWL
2	BLUEBONNET BOWL
2	CAPITAL ONE/CITRUS BOWL
2	GATOR BOWL
2	MUSIC CITY BOWL
1	BLOCKBUSTER BOWL
1	ALOHA BOWL
1	HALL OF FAME BOWL
1	FIESTA BOWL
1	OUTBACK BOWL



Bowl Bound

TOTAL APPEARANCES: 59
WINS: *33 ... LOSSES: 22 ... TIES: 3

Year	Bowl	Result
1926	Rose	Alabama 20, Washington 19
1927	Rose	Alabama 7, Stanford 7
1931	Rose	Alabama 24, Washington State 0
1935	Rose	Alabama 29, Stanford 13
1938	Rose	California 13, Alabama 0
1942	Cotton	Alabama 29, Texas A&M 21
1943	Orange	Alabama 37, Boston College 21
1945	Sugar	Duke 29, Alabama 26
1946	Rose	Alabama 34, Southern Cal 14
1948	Sugar	Texas 27, Alabama 7
1953	Orange	Alabama 61, Syracuse 6
1954	Cotton	Rice 28, Alabama 6
1959	Liberty	Penn State 7, Alabama 0
1960	Bluebonnet	Alabama 3, Texas 3
1962	Sugar	Alabama 10, Arkansas 3
1963	Orange	Alabama 17, Oklahoma 0
1964	Sugar	Alabama 12, Mississippi 7
1965	Orange	Texas 21, Alabama 17
1966	Orange	Alabama 39, Nebraska 28
1967	Sugar	Alabama 34, Nebraska 7
1968	Cotton	Texas A&M 20, Alabama 16
1968	Gator	Missouri 35, Alabama 10
1969	Liberty	Colorado 47, Alabama 33
1970	Bluebonnet	Alabama 24, Oklahoma 24
1972	Orange	Nebraska 38, Alabama 6
1973	Cotton	Texas 17, Alabama 13
1973	Sugar	Notre Dame 24, Alabama 23
1975	Orange	Notre Dame 13, Alabama 11
1975	Sugar	Alabama 13, Penn State 6
1976	Liberty	Alabama 36, UCLA 6
1978	Sugar	Alabama 35, Ohio State 6
1979	Sugar	Alabama 14, Penn State 7
1980	Sugar	Alabama 24, Arkansas 9
1981	Cotton	Alabama 30, Baylor 2
1982	Cotton	Texas 14, Alabama 12
1982	Liberty	Alabama 21, Illinois 15
1983	Sun	Alabama 28, SMU 7
1985	Aloha	Alabama 24, Southern Cal 3
1986	Sun	Alabama 28, Washington 6
1988	Hall of Fame	Michigan 28, Alabama 24
1988	Sun	Alabama 29, Army 28
1990	Sugar	Miami 33, Alabama 25
1991	Fiesta	Louisville 34, Alabama 7
1991	Blockbuster	Alabama 30, Colorado 25
1993	Sugar	Alabama 34, Miami 13
1993	Gator	Alabama 24, North Carolina 10
1995	Citrus	Alabama 24, Ohio State 17
1997	Outback	Alabama 17, Michigan 14
1998	Music City	Virginia Tech 38, Alabama 7
2000	Orange	Michigan 35, Alabama 34 (OT)
2001	Independence	Alabama 14, Iowa State 13
2004	Music City	Minnesota 20, Alabama 16
*2005	Cotton	Alabama 13, Texas Tech 10
2006	Independence	Oklahoma State 34, Alabama 31
2007	Independence	Alabama 30, Colorado 24
2009	Sugar	Utah 31, Alabama 17
2010	BCS National Championship	Alabama 37, Texas 21
2011	Capital One	Alabama 49, Michigan State 7
2012	BCS National Championship	Alabama 21, LSU 0

**Vacated per NCAA ruling*

BOWL GAME APPEARANCES (BY GAME):

13 – Sugar
8 – Orange
7 – Cotton
6 – Rose
4 – Liberty
3 – BCS National Champ. Game
3 – Independence
3 – Sun
2 – Bluebonnet
2 – Gator
2 – Music City
1 – Aloha
1 – Blockbuster
1 –Capital One
1 – Citrus
1 – Fiesta
1 – Hall of Fame
1 – Outback

ALABAMA ON ALL-TIME BOWL TEAMS

Rose Bowl
Johnny Mack Brown (HB), 1926
Millard "Dixie" Howell (HB), 1935

Sugar Bowl
Harry Gilmer (HB), 1945
Vaughn Mancha (C), 1945
Ray Richeson (G), 1948
Tom Whitley (T), 1948

Cotton Bowl
Holt Rast (E), 1942
Don Whitmire (T), 1942
Jimmy Nelson (HB), 1942
Paul Bryant (coach), 1968, '73, '81, '82

Orange Bowl
Joe Domnanovich (C), 1943
Don Whitmire (T), 1943
Lee Roy Jordan (LB), 1963
Joe Namath (QB), 1965
Ray Perkins (E), 1966
Steve Sloan (QB), 1966
John Hannah (G), 1972
Leroy Cook (E), 1975
Mike Washington (CB), 1975

ALL-TIME BOWL OPPONENTS

Opponent	Bowl Record
Arkansas	2-0
Army	1-0
Baylor	1-0
Boston College	1-0
California	0-1
Colorado	2-1
Duke	0-1
Illinois	1-0
Iowa State	1-0
LSU	1-0
Louisville	0-1
Miami	1-1
Michigan	1-2
Michigan State	1-0
Missouri	0-1
Minnesota	0-1
Mississippi	1-0
Nebraska	2-1
North Carolina	1-0
Notre Dame	0-2
Ohio State	2-0
Oklahoma	1-0-1
Oklahoma State	0-1
Penn State	2-1
Rice	0-1
SMU	1-0
USC	2-0
Stanford	1-0-1
Syracuse	1-0
Texas	1-4-1
Texas A&M	1-1
*Texas Tech	1-0
Utah	0-1
UCLA	1-0
Virginia Tech	0-1
Washington	2-0
Washington State	1-0

**later vacated per NCAA ruling*

BOWL RECORD VS. CONFERENCES

Conference	UA Record
ACC	3-4 (.429)
Big East	1-1 (.500)
Big Ten	9-5 (.643)
Big 12	*4-5-2 (.454)
Conference USA	1-1 (.500)
Pac 12	9-3-1 (.731)
SEC	5-2 (.714)
Independents	1-2 (.333)

**Actual record is 5-5-2. 2006 Cotton Bowl win over Texas Tech later was vacated, per NCAA ruling.*

BCS National Championship
Various Sites
Record: Won 2, Lost 0

2010 Alabama 37, Texas 21 (Pasadena, Calif)
2012 Alabama 21, LSU 0 (New Orleans)

Outstanding Player Award
2010 Running Back Mark Ingram (offense)
Defensive Lineman Marcell Dareus (defense)
2012 Quarterback AJ McCarron (offense)
Linebacker Courtney Upshaw (defense)

Orange Bowl
Miami, Florida
Record: Won 4, Lost 4

1943 Alabama 37, Boston College 21
1953 Alabama 61, Syracuse 6
1963 Alabama 17, Oklahoma 0
1965 Texas 21, Alabama 17
1966 Alabama 39, Nebraska 28
1972 Nebraska 38, Alabama 6
1975 Notre Dame 13, Alabama 11
2000 Michigan 35, Alabama 34 (OT)

Outstanding Player Award
1963 Linebacker Lee Roy Jordan
1965 Quarterback Joe Namath
1966 Quarterback Steve Sloan
1975 End Leroy Cook (defense)

Cotton Bowl
Dallas, Texas
***Record: Won 2, Lost 4**

1942 Alabama 29, Texas A&M 21
1954 Rice 28, Alabama 6
1968 Texas A&M 20, Alabama 16
1973 Texas 17, Alabama 13
1981 Alabama 30, Baylor 2
1982 Texas 14, Alabama 12
*2006 Alabama 13, Texas Tech 10
**Vacated per NCAA ruling*

Outstanding Player Award
1942 End Holt Rast, Tackle Don Whitmire, and Halfback Jimmy Nelson
1981 Halfback Major Ogilvie and Middle Guard Warren Lyles
1982 Linebacker Robbie Jones
2006 Quarterback Brodie Croyle (offense)
Linebacker DeMeco Ryans (defense)

Sugar Bowl
New Orleans, Louisiana
Record: Won 8, Lost 5

1945 Duke 29, Alabama 26
1948 Texas 27, Alabama 7
1962 Alabama 10, Arkansas 3
1964 Alabama 12, Mississippi 7
1967 Alabama 34, Nebraska 7
1973 Notre Dame 24, Alabama 23
1975 Alabama 13, Penn State 6
1978 Alabama 35, Ohio State 6
1979 Alabama 14, Penn State 7
1980 Alabama 24, Arkansas 9
1990 Miami 33, Alabama 25
1993 Alabama 34, Miami 13
2009 Utah 31, Alabama 17

Outstanding Player Award
1962 Fullback Mike Fracchia
1964 Field Goal Kicker Tim Davis
1967 Quarterback Ken Stabler
1975 Quarterback Richard Todd
1978 Quarterback Jeff Rutledge
1979 Linebacker Barry Krauss
1980 Halfback Major Ogilvie
1993 Tailback Derrick Lassic

Rose Bowl
Pasadena, California
Record: Won 4, Lost 1, Tied 1

1926 Alabama 20, Washington 19
1927 Alabama 7, Stanford 7
1931 Alabama 24, Washington State 0
1935 Alabama 29, Stanford 13
1938 California 13, Alabama 0
1946 Alabama 34, Southern Cal 14

Outstanding Player Award
1926 Back Johnny Mack Brown
1927 Tackle Fred Pickhard
1931 Back John Campbell
1935 Back Millard "Dixie" Howell
1946 Back Harry Gilmer

Gator Bowl
Jacksonville, Florida
Record: Won 1, Lost 1

1968 Missouri 35, Alabama 10
1993 Alabama 24, North Carolina 10

Outstanding Player Award
1993 Quarterback Brian Burgdorf

Blockbuster Bowl
Ft. Lauderdale, Florida
Record: Won 1, Lost 0

1991 Alabama 30, Colorado 25

Outstanding Player Award
1991 Receiver/PR David Palmer

Liberty Bowl
Philadelphia & Memphis
Record: Won 2, Lost 2

1959 Penn State 7, Alabama 0
1969 Colorado 47, Alabama 33
1976 Alabama 36, UCLA 6
1982 Alabama 21, Illinois 15

Outstanding Player Award
1976 Linebacker Barry Krauss
1982 Defensive Back Jeremiah Castille

Bluebonnet Bowl
Houston, Texas
Record: Won 0, Lost 0, Tied 2

1960 Alabama 3, Texas 3
1970 Alabama 24, Oklahoma 24

Outstanding Player Award
1960 Linebacker Lee Roy Jordan (defensive player)
1970 Linebacker Jeff Rouzie (defensive player)

Sun Bowl
El Paso, Texas
Record: Won 3, Lost 0

1983 Alabama 28, SMU 7
1986 Alabama 28, Washington 6
1988 Alabama 29, Army 28

Outstanding Player Award
1983 Quarterback Walter Lewis
1983 Center Wes Neighbors
1986 Linebacker Cornelius Bennett
1988 Quarterback David Smith (player)
Linebacker Derrick Thomas (lineman)

Aloha Bowl
Honolulu, Hawaii
Record: Won 1, Lost 0

1985 Alabama 24, Southern California 3

Outstanding Player Award
1985 Linebacker Cornelius Bennett (defense)
1985 Halfback Gene Jelks (offense)

Citrus Bowl/ Capital One Bowl
Orlando, Florida
Record: Won 2, Lost 0

1995 Alabama 24, Ohio State 17
2011 Alabama 49, Michigan State 7

Outstanding Player Award
1995 Tailback Sherman Williams (offense)
2011 Linebacker Courtney Upshaw

Hall of Fame Bowl
Tampa, Florida
Record: Won 0, Lost 1

1988 Michigan 28, Alabama 24

Fiesta Bowl
Tempe, Arizona
Record: Won 0, Lost 1

1991 Louisville 34, Alabama 7

Music City Bowl
Nashville, Tennessee
Record: Won 0, Lost 2

1998 Virginia Tech 38, Alabama 7
2004 Minnesota 20, Alabama 16

The Outback Bowl
Tampa, Florida
Record: Won 1, Lost 0

1997 Alabama 17, Michigan 14

Outstanding Player Award
1997 Linebacker Dwayne Rudd

Independence Bowl
Shreveport, Louisiana
Record: Won 2, Lost 1

2001 Alabama 14, Iowa State 13
2006 Oklahoma State 34, Alabama 31
2007 Alabama 30, Colorado 24

Co-Defensive Player Award
2001 Strong Safety Waine Bacon

Outstanding Player Award
2007 Quarterback John Parker Wilson

Alabama Bowl Records
... Team Bests

FIRST DOWNS

Most Total First Downs
29 ..... vs. Army, 1988 Sun
29 ..... vs. Nebraska, 1966 Orange
28 ..... vs. Ohio State, 1995 Citrus
28 ..... vs. Michigan, 1988 Hall of Fame
25 ..... vs. Ohio State, 1978 Sugar
25 ..... vs. Syracuse, 1953 Orange
25 ..... vs. Michigan State, 2011 Capital One

Fewest Total First Downs
1 ..... vs. Texas A&M, 1942 Cotton
4 ..... vs. Texas, 1960 Bluebonnet
6 ..... vs. Missouri, 1968 Gator
7 ..... vs. Texas, 1948 Sugar

Most First Downs Rushing
17 ..... vs. Ohio State, 1978 Sugar
17 ..... vs. UCLA, 1976 Liberty
16 ..... vs. Syracuse, 1953 Orange
14 ..... vs. North Carolina, 1993 Gator
14 ..... vs. Southern California, 1985 Aloha
14 ..... vs. Arkansas, 1980 Sugar
14 ..... vs. Nebraska, 1966 Orange

Fewest First Downs Rushing
0 ..... vs. Arkansas, 1962 Sugar
0 ..... vs. Texas A&M, 1942 Cotton
1 ..... vs. Minnesota, 2004 Music City
2 ..... vs. Texas, 1960 Bluebonnet
3 ..... vs. Miami, 1990 Sugar
3 ..... vs. Notre Dame, 1975 Orange
3 ..... vs. Missouri, 1968 Gator

Most First Downs Passing
23 ..... vs. Army, 1988 Sun
18 ..... vs. Michigan, 1988 Hall of Fame
14 ..... vs. Texas, 1965 Orange
13 ..... vs. Colorado, 2007 Independence
13 ..... vs. Ohio State, 1995 Citrus
13 ..... vs. Michigan State, 2011 Capital One

Fewest First Downs Passing
1 ..... vs. Miami, 1993 Sugar
1 ..... vs. Mississippi, 1964 Sugar
1 ..... vs. Penn State, 1959 Liberty
1 ..... vs. Texas A&M, 1942 Cotton
2 ..... vs. Missouri, 1968 Gator
2 ..... vs. Texas, 1960 Bluebonnet
3 ..... vs. Texas, 2010 BCS National Championship
3 ..... vs. Southern California, 1985 Aloha
3 ..... vs. Arkansas, 1980 Sugar
3 ..... vs. Penn State, 1979 Sugar
3 ..... vs. Nebraska, 1972 Orange

Most First Downs By Penalty
4 ..... vs. Colorado, 1969 Liberty
4 ..... vs. Miami (Fla.), 1990 Sugar
3 ..... vs. Nebraska, 1966 Orange
3 ..... vs. Texas A&M, 1968 Cotton
3 ..... vs. SMU, 1983 Sun

Fewest First Downs By Penalty
0 .....20 times – most recent: vs. LSU, 2012 BCS National Championship ... vs. Penn State '59 Liberty; vs. Texas '60 Bluebonnet; vs. Arkansas '62 Sugar; vs. Oklahoma '63 Orange; vs. Texas '65 Orange; vs. Nebraska '67 Sugar; vs. Nebraska '72 Orange; vs. Texas '73 Cotton; vs. Notre Dame '75 Orange; vs. Penn State '75 Sugar; vs. Texas '82 Cotton; vs. Illinois '82 Liberty; vs. Michigan '88 Hall of Fame; vs. Colorado '91 Blockbuster; vs. Michigan '97 Outback; vs. Virginia Tech '98 Music City; vs. Michigan '00 Orange; vs. Iowa St. '01 Independence; vs. Colorado '07 Independence)

TOTAL OFFENSE

Most Total Yards
586 ..... vs. Syracuse, 1953 Orange
546 ..... vs. Michigan State, 2011 Capital One
521 ..... vs. Ohio State, 1995 Citrus
518 ..... vs. Nebraska, 1966 Orange
507 ..... vs. Army, 1988 Sun

Fewest Total Yards
23 ..... vs. Missouri, 1968 Gator
75 ..... vs. Texas A&M, 1968 Cotton
98 ..... vs. Stanford, 1927 Rose
103 ..... vs. Texas, 1948 Sugar
131 ..... vs. Penn State, 1959 Liberty

Most Yards Per Play
10.6 ..... vs. Stanford, 1935 Rose - 36 plays, 383 yards
8.7 ..... vs. Syracuse, 1953 Orange - 67 plays, 586 yards
8.1 ..... vs. Michigan State, 2011 Capital One - 67 plays, 546 yards
6.5 ..... vs. Washington State, 1931 Rose - 51 plays, 333 yards
6.3 ..... vs. Army, 1988 Sun - 88 plays, 507 yards

Fewest Yards Per Play
0.4 ..... vs. Missouri, 1968 Gator - 56 plays, 23 yards
2.27 ..... vs. Texas A&M, 1942 Cotton - 33 plays, 75 yards
2.28 ..... vs. Texas, 1948 Sugar - 45 plays, 103 yards
2.6 ..... vs. Stanford, 1927 Rose - 38 plays, 98 yards
2.8 ..... vs. Louisville, 1991 Fiesta - 68 plays 189 yards
2.8 ..... vs. Penn State, 1959 Liberty - 47 plays, 131 yards
2.8 ..... vs. Mississippi, 1964 Sugar - 69 plays, 194 yards

RUSHING

Most Rush Attempts
68 ..... vs. Ohio State, 1978 Sugar
67 ..... vs. Baylor, 1981 Cotton
64 ..... vs. Colorado, 1991 Blockbuster
62 ..... vs. SMU, 1983 Sun
60 ..... vs. Miami, 1993 Sugar
60 ..... vs. Penn State, 1979 Sugar

Fewest Rush Attempts
21 ..... vs. Minnesota 2004, Music City
26 ..... vs. Texas, 1965 Orange
28 ..... vs. Texas, 1948 Sugar

Most Yards Rushing
293 ..... vs. USC, 1946 Rose
286 ..... vs. Syracuse, 1953 Orange
284 ..... vs. Arkansas, 1980 Sugar
280 ..... vs. Ohio State, 1978 Sugar
268 ..... vs. Illinois, 1982 Liberty
268 ..... vs. UCLA, 1976 Liberty

Fewest Yards Rushing
-45 ..... vs. Missouri, 1968 Gator
21 ..... vs. Minnesota, 2004 Music City
31 ..... vs. Utah, 2009 Sugar
38 ..... vs. Miami, 1990 Sugar
41 ..... vs. Texas, 1948 Sugar

Most Yards Per Rush
7.3 ..... vs. Stanford, 1935 Rose - 23 rushes, 167 yards
6.4 ..... vs. Syracuse, 1953 Orange Bowl - 45 rushes, 286 yards
6.3 ..... vs. Michigan State, 2011 Capital One - 44 rushes, 275 yards
5.9 ..... vs. Boston College, 1943 Orange - 42 rushes, 246 yards
5.4 ..... vs. Arkansas, 1980 Sugar - 53 rushes, 284 yards
5.4 ..... vs. Rice, 1954 Cotton - 35 rushes, 188 yards

Fewest Yards Per Rush
-1.5 ..... vs. Missouri, 1968 Gator - 29 plays, -45 yards
0.9 ..... vs. Utah, 2009 Sugar - 33 rushes, 31 yards
1.0 ..... vs. Minnesota, 2004 Music City - 21 rushes, 21 yards
1.3 ..... vs. Miami (Fla.), 1990 Sugar - 29 rushes, 38 yards
1.5 ..... vs. Virginia Tech, 1998 Music City - 32 rushes, 50 yards
1.5 ..... vs. Texas, 1948 Sugar - 28 rushes, 41 yards

Most Touchdowns Rushing
6 ..... vs. Michigan State, 2011 Capital One
4 ..... vs. Texas, 2010 BCS National Championship
4 ..... vs. Syracuse, 1953 Orange
3 ..... vs. Michigan, 2000 Orange
3 ..... vs. Miami, 1993 Sugar
3 ..... vs. SMU, 1983 Sun
3 ..... vs. Baylor, 1981 Cotton
3 ..... vs. Arkansas, 1980 Sugar
3 ..... vs. Ohio State, 1978 Sugar
3 ..... vs. Colorado, 1969 Liberty
3 ..... vs. Nebraska, 1967 Cotton
3 ..... vs. Nebraska, 1966 Sugar

Fewest Touchdowns Rushing
0 ..... vs. Utah, 2009 Sugar
0 ..... vs. Colorado, 2007 Independence
0 ..... vs. Texas Tech, 2006 Cotton
0 ..... vs. Virginia Tech, 1998 Music City
0 ..... vs. Colorado, 1991 Blockbuster
0 ..... vs. Louisville, 1991 Fiesta
0 ..... vs. Miami (Fla.), 1990 Sugar
0 ..... vs. Texas, 1982 Cotton
0 ..... vs. Notre Dame, 1975 Orange
0 ..... vs. Oklahoma, 1970 Bluebonnet
0 ..... vs. Missouri, 1968 Gator
0 ..... vs. Texas, 1965 Orange
0 ..... vs. Mississippi, 1964 Sugar
0 ..... vs. Texas, 1960 Bluebonnet
0 ..... vs. Penn State, 1959 Liberty
0 ..... vs. Texas, 1948 Sugar
0 ..... vs. California, 1938 Rose

PASSING

Most Pass Attempts
52 ..... vs. Army, 1988 Sun
44 ..... vs. Texas, 1965 Orange
43 ..... vs. Miami, 1990 Sugar
40 ..... vs. Michigan, 1988 Hall of Fame
37 ..... vs. Ohio State, 1995 Citrus

Fewest Pass Attempts
7 ..... vs. Arkansas, 1980 Sugar
7 ..... vs. Texas A&M, 1942 Cotton
8 ..... vs. Penn State, 1959 Liberty
8 ..... vs. Duke, 1945 Sugar

Most Pass Completions
32 ..... vs. Army, 1988 Sun
27 ..... vs. Miami, 1990 Sugar
23 ..... vs. LSU, 2012 BCS National Championship
23 ..... vs. Michigan, 1988 Hall of Fame
22 ..... vs. Minnesota 2004 Music City
22 ..... vs. Syracuse, 1953 Orange

Fewest Pass Completions
1 ..... vs. Texas A&M, 1942 Cotton
2 ..... vs. Penn State, 1959 Liberty
3 ..... vs. Nebraska, 1972 Orange
3 ..... vs. Mississippi, 1964 Sugar
4 ..... vs. Miami, 1993 Sugar
4 ..... vs. Arkansas, 1980 Sugar
4 ..... vs. Arkansas, 1962 Sugar
4 ..... vs. Texas, 1948 Sugar
4 ..... vs. Southern California, 1946 Rose
4 ..... vs. California, 1937 Rose

Highest Completion Percentage (min. 10 completions)
83.3 ..... vs. Penn State, 1975 Sugar (10 of 12)
82.6 ..... vs. Michigan State, 2011 Capital One (19 of 23)
76.9 ..... vs. Stanford, 1935 Rose (10 of 13)
70.6 ..... vs. Colorado, 1991 Blockbuster (12 of 17)
68.9 ..... vs. Nebraska, 1966 Orange (20 of 29)

Notable Performance (completion pct.)
100.0 .... vs. Duke, 1945 Sugar (8 of 8)

Lowest Completion Percentage
14.3 ..... vs. Stanford, 1927 Rose (1 of 7)
14.3 ..... vs. Texas A&M, 1942 Cotton (1 of 7)
23.1 ..... vs. Nebraska, 1972 Orange (3 of 13)
23.5 ..... vs. Texas, 1948 Sugar (4 of 17)
25.0 ..... vs. Washington State, 1931 Rose (2 of 8)
25.0 ..... vs. California, 1938 Rose (3 of 12)
25.0 ..... vs. Penn State, 1959 Liberty (2 of 8)

Most Passing Yards
412 ..... vs. Army, 1988 Sun
317 ..... vs. Ohio State, 1995 Citrus
300 ..... vs. Syracuse, 1953 Orange
298 ..... vs. Texas, 1966 Orange
296 ..... vs. Nebraska, 1966 Orange

Fewest Passing Yards
9 ..... vs. Stanford, 1927 Rose
16 ..... vs. Texas A&M, 1942 Cotton
18 ..... vs. Miami (Fla.), 1993 Sugar
20 ..... vs. Arkansas, 1962 Sugar
22 ..... vs. California, 1938 Rose

Most Touchdown Passes
3 ..... vs. Colorado, 2007 Independence
3 ..... vs. Colorado, 1991 Blockbuster
3 ..... vs. Miami (Fla.), 1990 Sugar
3 ..... vs. Oklahoma, 1970 Bluebonnet
3 ..... vs. Syracuse, 1953 Orange
2 ..... 10 times – last: vs. North Carolina, 1993 Gator

Fewest Touchdown Passes
0 ..... 20 times – most recent: vs. LSU, 2012 BCS National Championship

Most Interceptions Thrown
3 ..... vs. Virginia Tech, 1998 Music City
3 ..... vs. Louisville, 1991 Fiesta
3 ..... vs. Texas A&M, 1968 Cotton
3 ..... vs. Mississippi, 1964 Sugar
2 ..... vs. Miami, 1993 Sugar
2 ..... vs. Illinois, 1982 Liberty
2 ..... vs. Penn State, 1979 Sugar
2 ..... vs. Notre Dame, 1975 Orange
2 ..... vs. Texas, 1973 Cotton
2 ..... vs. Missouri, 1968 Gator
2 ..... vs. Nebraska, 1967 Sugar
2 ..... vs. Texas, 1965 Orange
2 ..... vs. Syracuse, 1953 Orange
2 ..... vs. Utah, 2009 Sugar

Fewest Interceptions Thrown
0 ..... 24 times – last: vs. LSU, 2012 BCS Champ.

PUNTING

Most Punts
16 ..... vs. Texas A&M, 1942 Cotton
13 ..... vs. Stanford, 1927 Rose
11 ..... vs. Washington State, 1931 Rose
10 ..... vs. Penn State, 1979 Sugar
10 ..... vs. Missouri, 1968 Gator

Fewest Punts
1 ..... vs. Ohio State, 1978 Sugar
2 ..... vs. UCLA, 1976 Liberty
2 ..... vs. Michigan State, 2011 Capital One
3 ..... vs. LSU, 2012 BCS National Championship
3 ..... vs. Syracuse, 1953 Orange
4 ..... vs. Utah, 2009 Sugar
4 ..... vs. Colorado, 2007 Independence
4 ..... vs. Ohio State, 1995 Citrus
4 ..... vs. Army, 1988 Sun
4 ..... vs. Michigan, 1988 Hall of Fame
4 ..... vs. Oklahoma, 1970 Bluebonnet
4 ..... vs. Nebraska, 1967 Sugar

Most Punting Yards
581 ..... vs. Texas A&M, 1942 Cotton
419 ..... vs. Missouri, 1968 Gator
412 ..... vs. Stanford, 1927 Rose
412 ..... vs. Washington, 1986 Sun
402 ..... vs. Washington State, 1931 Rose

Fewest Punting Yards
33 ..... vs. Ohio State, 1978 Sugar
53 ..... vs. UCLA, 1976 Liberty
77 ..... vs. USC, 1946 Rose
79 ..... vs. Michigan State, 2011 Capital One
90 ..... vs. Syracuse, 1953 Orange

Highest Punting Average
46.5 ..... vs. Michigan, 1997 Outback
45.7 ..... vs. Washington, 1986 Sun
45.5 ..... vs. Army, 1988 Sun
45.2 ..... vs. Texas, 1982 Cotton
44.5 ..... vs. Miami, 1993 Sugar

Lowest Punting Average
19.8 ..... vs. USC, 1946 Rose
23.0 ..... vs. Arkansas, 1962 Sugar
24.0 ..... vs. Ohio State, 1995 Citrus
26.5 ..... vs. UCLA, 1976 Liberty
29.0 ..... vs. Virginia Tech, 1998 Music City

PUNT RETURNS

Most Punt Returns
6 ..... vs. Texas, 1965 Orange
6 ..... vs. Nebraska, 1966 Orange
6 ..... vs. Colorado, 1991 Blockbuster
5 ..... vs. Syracuse, 1953 Orange
5 ..... vs. Texas A&M, 1968 Cotton
5 ..... vs. Notre Dame, 1975 Orange
5 ..... vs. Miami (Fla.), 1993 Sugar

Fewest Punt Returns
0 ..... vs. Missouri, 1968 Gator
0 ..... vs. UCLA, 1976 Liberty
0 ..... vs. Louisville, 1991 Fiesta
0 ..... vs. Michigan, 1997 Outback
0 ..... vs. Colorado, 2007 Independence
1 ..... vs. Colorado, 1969 Liberty
1 ..... vs. Arkansas, 1980 Sugar
1 ..... vs. Texas, 1982 Cotton
1 ..... vs. Michigan, 1988 Hall of Fame
1 ..... vs. North Carolina, 1993 Gator
1 ..... vs. Virginia Tech, 1998 Music City
1 ..... vs. Oklahoma State, 2006 Independence
1 ..... vs. Utah, 2009 Sugar

Most Punt Return Yards
168 ..... vs. Syracuse, 1953 Orange
136 ..... vs. Nebraska, 1972 Orange
108 ..... vs. Michigan, 2000 Orange
86 ..... vs. Oklahoma State, 2006 Independence
74 ..... vs. Colorado, 1991 Blockbuster

Fewest Punt Return Yards
-3 ..... vs. Virginia Tech, 1998 Music City
0 ..... vs. Missouri, 1968 Gator
0 ..... vs. UCLA, 1976 Liberty
0 ..... vs. Louisville, 1991 Fiesta
0 ..... vs. Michigan, 1997 Outback
0 ..... vs. Colorado, 2007 Independence

KICKOFF RETURNS

Most Kickoff Returns
8 ..... vs. Colorado, 1969 Liberty
7 ..... vs. Nebraska, 1972 Orange
6 ..... vs. Miami (Fla.), 1990 Sugar
6 ..... vs. Louisville, 1991 Fiesta
6 ..... vs. Virginia Tech, 1998 Music City
6 ..... vs. Utah, 2009 Sugar

Fewest Kickoff Returns
0 ..... vs. Texas, 1960 Bluebonnet
0 ..... vs. Oklahoma, 1963 Orange
0 ..... vs. Nebraska, 1972 Orange
0 ..... vs. Penn State, 1959 Liberty
1 ..... vs. Arkansas, 1962 Sugar
1 ..... vs. Mississippi, 1964 Sugar
1 ..... vs, UCLA, 1976 Liberty
1 ..... vs. Penn State, 1979 Sugar
1 ..... vs. Arkansas, 1980 Sugar
1 ..... vs. Baylor, 1981 Cotton
1 ..... vs. SMU, 1983 Sun
1 ..... vs. Washington, 1986 Sun
1 ..... vs. Michigan, 1997 Outback
1 ..... vs. Iowa State, 2001 Independence
1 ..... vs. Utah, 2009 Sugar
1 ..... vs. Michigan State, 2011 Capital One
1 ..... vs. LSU, 2012 BCS National Championship

Most Kickoff Return Yards
149 ..... vs. Utah, 2009 Sugar
128 ..... vs. Nebraska, 1972 Orange
127 ..... vs. Colorado, 1969 Liberty
119 ..... vs. Army, 1988 Sun
113 ..... vs. Oklahoma, 1970 Bluebonnet

Fewest Kickoff Return Yards
0 ..... vs. Penn State, 1959 Liberty
0 ..... vs. Texas, 1960 Bluebonnet
0 ..... vs. Oklahoma 1963 Orange
0 ..... vs. Nebraska, 1972 Orange
5 ..... vs. Oklahoma State, 2006 Independence

FUMBLES

Most Fumbles
10 ..... vs. Ohio State, 1978 Sugar
7 ..... vs. Penn State, 1959 Liberty
6 ..... vs. Mississippi, 1964 Sugar
5 ..... vs. Texas A&M, 1968 Cotton
5 ..... vs. Nebraska, 1972 Orange
5 ..... vs. Notre Dame, 1975 Orange
5 ..... vs. Baylor, 1981 Cotton

Fewest Fumbles
0 ..... vs. Stanford, 1935 Rose
0 ..... vs. Miami (Fla.), 1993 Sugar
0 ..... vs. Nebraska, 1966 Orange
0 ..... vs. USC, 1985 Aloha
0 ..... vs. Washington, 1986 Sun
0 ..... vs. Miami (Fla.), 1990 Sugar
0 ..... vs. Miami (Fla.), 1993 Sugar
0 ..... vs. Iowa State, 2001 Independence
0 ..... vs. Texas Tech, 2006 Cotton
0 ..... vs. LSU, 2012 BCS National Championship

Alabama Bowl Records
... Team Bests

Most Fumbles Lost
4 ..... vs. Rice, 1954 Cotton
4 ..... vs. Penn State, 1959 Liberty
3 ..... vs. California, 1938 Rose
3 ..... vs. Arkansas, 1962 Sugar
3 ..... vs. Mississippi, 1964 Sugar
3 ..... vs. Illinois, 1982 Liberty
3 ..... vs. Ohio State, 1995 Citrus

Fewest Fumbles Lost
0 ..... vs. Stanford, 1935 Rose
0 ..... vs. Nebraska, 1966 Orange
0 ..... vs. UCLA, 1976 Liberty
0 ..... vs. USC, 1985 Aloha
0 ..... vs. Washington, 1986 Sun
0 ..... vs. Army, 1988 Sun
0 ..... vs. Miami (Fla.), 1990 Sugar
0 ..... vs. Miami (Fla.), 1993 Sugar
0 ..... vs. North Carolina, 1993 Gator
0 ..... vs. Michigan, 2000 Orange
0 ..... vs. Iowa State, 2001 Independence
0 ..... vs. Texas Tech, 2006 Cotton
0 ..... vs. Michigan State, 2011 Capital One
0 ..... vs. LSU, 2012 BCS National Championship

PENALTIES

Most Penalties
18 ..... vs. Michigan, 2000 Orange
11 ..... vs. Penn State, 1979 Sugar
10 ..... vs. USC, 1985 Aloha
10 ..... vs. Virginia Tech, 1998 Music City
8 ..... vs. Texas A&M, 1942 Cotton
8 ..... vs. Nebraska, 1966 Orange
8 ..... vs. Michigan, 1997 Outback
8 ..... vs. Oklahoma State, 2006 Independence
8 ..... vs. Michigan, 1997 Outback

Fewest Penalties
0 ..... vs. Washington, 1926 Rose
0 ..... vs. Penn State, 1975 Sugar
1 ..... vs. Stanford, 1927 Rose
1 ..... vs. California, 1938 Rose
1 ..... vs. Duke, 1945 Sugar
1 ..... vs. Oklahoma, 1963 Orange
1 ..... vs. Nebraska, 1967 Sugar
1 ..... vs. Missouri, 1968 Gator
1 ..... vs. Notre Dame, 1975 Orange
1 ..... vs. Ohio State, 1978 Sugar
1 ..... vs. Texas, 1982 Cotton
1 ..... vs. Washington, 1986 Sun
1 ..... vs. Notre Dame, 1975 Orange
1 ..... vs. Ohio State, 1978 Sugar
1 ..... vs. Texas, 1982 Cotton
1 ..... vs. Washington, 1986 Sun
1 ..... vs. LSU, 2012 National Championship

Most Penalty Yards
132 ..... vs. Michigan, 2000 Orange
94 ..... vs. Virginia Tech, 1998 Music City
93 ..... vs. USC, 1985 Aloha
89 ..... vs. Baylor, 1981 Cotton
81 ..... vs. Texas A&M, 1942 Cotton

Fewest Penalty Yards
0 ..... Penn State, 1975 Sugar
5 ..... vs. Stanford, 1927 Rose
5 ..... vs. California, 1938 Rose
5 ..... vs. Notre Dame, 1975 Orange
5 ..... vs. Ohio State, 1978 Sugar
5 ..... vs. Texas, 1982 Cotton
5 ..... vs. LSU, 2012 BCS National Championship

SCORING

Most Points
61 ..... vs. Syracuse, 1953 Orange
49 ..... vs. Michigan State, 2011 Capital One
39 ..... vs. Nebraska, 1966 Orange
37 ..... vs. Boston College, 1943 Orange
37 ..... vs. Texas, 2010 BCS National Championship

Fewest Points
0 ..... vs. California, 1938 Rose
0 ..... vs. Penn State, 1959 Liberty
3 ..... vs. Texas, 1960 Bluebonnet
6 ..... vs. Rice, 1954 Cotton
6 ..... vs. Nebraska, 1972 Orange

Most Points - Any Quarter
24 ..... vs. Texas, 2010 BCS National Championship (2nd)
22 ..... vs. Stanford, 1935 Rose Bowl (2nd)
22 ..... vs. Boston College, 1943 Orange (2nd)
21 ..... vs. Washington State, 1931 Rose (2nd)
21 ..... vs. Michigan State, 2011 Capital One (2nd)

Most Points - First Quarter
20 ..... vs. Colorado, 2007 Independence
17 ..... vs. Nebraska, 1967 Sugar
17 ..... vs. UCLA, 1976 Liberty
14 ..... vs. Arkansas, 1980 Sugar
14 ..... vs. SMU, 1983 Sun

Most Points - Second Quarter
24 ..... vs. Texas, 2010 BCS National Championship
22 ..... vs. Stanford, 1935 Rose
22 ..... vs. Boston College, 1943 Orange
21 ..... vs. Washington State, 1931 Rose
21 ..... vs. Michigan State, 2011 Capital One

Most Points - Third Quarter
20 ..... vs. Washington, 1926 Rose
20 ..... vs. Syracuse, 1953 Orange
14 ..... vs. Colorado, 1969 Liberty
14 ..... vs. Washington, 1986 Sun
14 ..... vs. Miami (Fla.), 1993 Sugar
14 ..... vs. Michigan, 2000 Orange
14 ..... vs. Michigan State, 2011 Capital One

Most Points - Fourth Quarter
20 ..... vs. Syracuse, 1953 Orange
15 ..... vs. Michigan, 1988 Hall of Fame
14 ..... vs. Ohio State, 1978 Sugar
14 ..... vs. Baylor, 1981 Cotton
14 ..... vs. USC, 1985 Aloha
14 ..... vs. Michigan, 1997 Outback
14 ..... vs. Oklahoma State, 2006 Independence

Most Points - Any Half
40 ..... vs. Syracuse, 1953 Orange (2nd)
28 ..... vs. Michigan State, 2011 Capital One (1st)
28 ..... vs. SMU, 1983 Sun (1st)
27 ..... vs. Colorado, 2007 Independence (1st)
24 ..... vs. Nebraska, 1966 Orange (1st)
24 ..... vs. Nebraska, 1967 Sugar (1st)
24 ..... vs. UCLA, 1976 Liberty (1st)
24 ..... vs. Texas, 2010 BCS National Championship (1st)

Most Points - First Half
28 ..... vs. Michigan State, 2011 Capital One
28 ..... vs. SMU, 1983 Sun
27 ..... vs. Colorado, 2007 Independence
24 ..... vs. Nebraska, 1966 Orange
24 ..... vs. Nebraska, 1967 Sugar
24 ..... vs. UCLA, 1976 Liberty
24 ..... vs. Texas, 2010 BCS National Championship

Most Points - Second Half
40 ..... vs. Syracuse, 1953 Orange
22 ..... vs. Texas A&M, 1942 Cotton
22 ..... vs. Ohio State, 1978 Sugar
21 ..... vs. USC, 1985 Aloha
21 ..... vs. Washington, 1986 Sun
21 ..... vs. Michigan, 1988 Hall of Fame
21 ..... vs. Miami (Fla.), 1993 Sugar
21 ..... vs. Michigan State 2011 Capital One

Fewest Points in a Win
10 ..... vs. Arkansas, 1962 Sugar
12 ..... vs. Mississippi, 1964 Sugar
13 ..... vs. Penn State, 1975 Sugar
13 ..... vs. Texas Tech, 2006 Cotton
14 ..... vs. Penn State, 1979 Sugar
14 ..... vs. Iowa State, 2001 Independence

Most Points in a Loss
34 ..... vs. Michigan, 2000 Orange
33 ..... vs. Colorado, 1969 Liberty
31 ..... vs. Oklahoma State, 2006 Independence
26 ..... vs. Duke, 1945 Sugar
25 ..... vs. Miami (Fla.), 1990 Sugar

Most Combined Points (Both Teams)
80 ..... vs. Colorado, 1969 Liberty (CU 47, UA 33)
69 ..... vs. Michigan, 2000 Orange (UM 35, UA 34)
67 ..... vs. Syracuse, 1953 Orange (UA 61, SU 6)
67 ..... vs. Nebraska, 1966 Orange (UA 39, NU 28)
65 ..... vs. Okla. State, 2006 Independence (OSU 34, UA 31)

Fewest Combined Points (Both Teams)
6 ..... vs. Texas, 1960 Bluebonnet (UA 3, UT 3)
7 ..... vs. Penn State, 1959 Liberty (PSU 7, UA 0)
13 ..... vs. California, 1938 Rose (Cal 13, UA 0)
13 ..... vs. Arkansas, 1962 Sugar (UA 10, Ark 3)
14 ..... vs. Stanford, 1927 Rose (UA 7, SU 7)

TOUCHDOWNS

Most Total Touchdowns
9 ..... vs. Syracuse, 1953 Orange
7 ..... vs. Michigan State, 2011 Capital One
5 ..... vs. Nebraska, 1966 Orange
5 ..... vs. Boston College, 1943 Orange
5 ..... vs. USC, 1946 Rose
5 ..... vs. Colorado, 1969 Liberty
5 ..... vs. Ohio State, 1978 Sugar
5 ..... vs. Michigan, 2000 Orange
5 ..... vs. Texas, 2010 BCS National Championship

FIELD GOALS

Most Field Goal Attempts
7 ..... vs. LSU, 2012 BCS National Championship
5 ..... vs. Mississippi, 1964 Sugar

Most Field Goals Made
5 ..... vs. LSU, 2012 BCS National Championship
4 ..... vs. Mississippi, 1964 Sugar
3 ..... vs. UCLA, 1976 Liberty
3 ..... vs. Baylor, 1981 Cotton
3 ..... vs. Army, 1988 Sun
3 ..... vs. Colorado, 2007 Independence

Opponent Bowl Records ... Team Bests

FIRST DOWNS

Most Total First Downs
29 ..... Colorado, 1969 Liberty
25 ..... Louisville, 1991 Fiesta
24 ..... Miami (Fla.), 1990 Sugar
23 ..... Iowa State, 2001 Independence
23 ..... Minnesota, 2004 Music City
23 ..... Oklahoma State, 2006 Independence

Fewest Total First Downs
3 ..... USC, 1946 Rose
5 ..... LSU, 2012 BCS National Championship
7 ..... Arkansas, 1962 Sugar
8 ..... Colorado, 1991 Blockbuster
9 ..... Mississippi, 1964 Sugar
10 ..... Texas, 1960 Bluebonnet
10 ..... Oklahoma, 1963 Orange

Most First Downs By Penalty
4 ..... Texas A&M, 1942 Cotton
3 ..... Texas, 1965 Orange
3 ..... Texas, 2010 BCS National Championship
2 ..... Texas, 1960 Bluebonnet
2 ..... Notre Dame, 1973 Sugar
2 ..... Arkansas, 1980 Sugar
2 ..... Baylor, 1981 Cotton
2 ..... Miami (Fla.), 1990 Sugar
2 ..... Virginia Tech, 1998 Music City
2 ..... Utah, 2009 Sugar

Fewest First Downs By Penalty
0 ..... 18 times – most recent: LSU, 2012 BCS National Championship
(Others – California, 1938 Rose; Penn State, 1959 Liberty; Oklahoma, 1963 Orange; Mississippi, 1964 Sugar; Nebraska, 1967 Sugar; Texas A&M, 1968 Cotton; Colorado, 1969 Liberty; Oklahoma, 1970 Bluebonnet; Penn State, 1975 Sugar; UCLA, 1976 Liberty; Ohio State, 1978 Sugar; Penn State, 1979 Sugar; Texas, 1982 Cotton; Illinois, 1982 Liberty; SMU, 1983 Sun; Colorado, 1991 Blockbuster; Colorado, 2007 Independence)

TOTAL OFFENSE

Most Plays
88 ..... Missouri, 1968 Gator
86 ..... Colorado, 1969 Liberty
85 ..... Minnesota, 2004 Music City
83 ..... Illinois, 1982 Liberty
81 ..... Texas A&M 1941 Cotton
81 ..... Arkansas, 1980 Sugar

Fewest Plays
35 ..... Washington State, 1931 Rose
43 ..... Stanford, 1927 Rose
43 ..... Nebraska, 1966 Orange
44 ..... LSU, 2012 BCS National Championship
44 ..... USC, 1946 Rose
48 ..... Arkansas, 1962 Sugar
48 ..... Mississippi, 1964 Sugar

Most Total Yards
571 ..... Louisville, 1991 Fiesta
563 ..... Colorado, 1969 Liberty
477 ..... Miami (Fla.), 1990 Sugar
456 ..... Iowa State, 2001 Independence
444 ..... Illinois, 1982 Liberty

Fewest Total Yards
41 ..... USC, 1946 Rose
92 ..... LSU, 2012 BCS National Championship
158 ..... Baylor, 1981 Cotton
168 ..... Arkansas, 1962 Sugar
171 ..... Michigan State, 2011 Capital One
182 ..... Penn State, 1979 Sugar

Most Yards Per Play
8.8 ..... Nebraska, 1966 Orange - 43 plays, 377 yards
7.3 ..... Boston College, 1943 Orange - 55 plays, 402 yards
7.3 ..... Louisville, 1991 Fiesta - 78 plays, 571 yards
7.1 ..... Stanford, 1927 Rose - 43 plays, 305 yards
7.1 ..... Michigan, 1988 Hall of Fame - 49 plays, 346 yards

Fewest Yards Per Play
0.9 ..... USC, 1946 Rose - 44 plays, 41 yards
2.1 ..... LSU, 2012 BCS National Championship - 44 plays, 92 yards
2.5 ..... Baylor, 1981 Cotton - 62 plays, 158 yards
2.7 ..... Penn State, 1979 Sugar - 68 plays, 182 yards
2.8 ..... Notre Dame, 1975 Orange - 74 plays, 204 yards
3.0 ..... Michigan State, 2011 Capital One - 57 plays, 171 yards

RUSHING

Most Rush Attempts
82 ..... Missouri, 1968 Gator
72 ..... Minnesota, 2004 Music City
69 ..... Texas, 1973 Cotton
66 ..... Penn State, 1959 Liberty
64 ..... Duke, 1945 Sugar

Fewest Rush Attempts
16 ..... Colorado, 1969 Liberty
18 ..... Washington State, 1931 Rose
18 ..... Miami (Fla.), 1993 Sugar
23 ..... Michigan, 2000 Orange
24 ..... Nebraska, 1966 Orange
24 ..... Texas Tech, 2006 Cotton
24 ..... Utah, 2009 Sugar

Most Yards Rushing
473 ..... Colorado, 1969 Liberty
402 ..... Missouri, 1968 Gator
379 ..... Rice, 1954 Cotton
350 ..... Army, 1988 Sun
349 ..... Oklahoma, 1970 Bluebonnet

Fewest Yards Rushing
-48 ..... Michigan State, 2011 Capital One
-11 ..... Colorado, 1991 Blockbuster
6 ..... USC, 1946 Rose
13 ..... Utah, 2009 Sugar
19 ..... Penn State, 1979 Sugar

Most Yards Per Rush
8.7 ..... Michigan, 1988 Hall of Fame - 32 rushes, 278 yards
7.8 ..... Washington State, 1931 Rose - 18 rushes, 140 yards
7.4 ..... Colorado, 1969 Liberty - 64 rushes, 473 yards
7.0 ..... Rice, 1954 Cotton - 54 rushes, 379 yards
6.3 ..... Boston College, 1943 Orange - 35 rushes, 232 yards

Fewest Yards Per Rush
-1.7 ..... Michigan State, 2011 Capital One Bowl - 28 rushes, -48 yards
-0.4 ..... Colorado, 1991 Blockbuster - 30 rushes, -11 yards
0.2 ..... USC, 1946 Rose - 33 rushes, 6 yards
0.5 ..... Utah, 2009 Sugar - 24 rushes, 13 yards
0.5 ..... Penn State, 1979 Sugar - 38 rushes, 19 yards

Most Touchdowns Rushing
5 ..... Colorado, 1969 Liberty
4 ..... Duke, 1945 Sugar
4 ..... Rice, 1954 Cotton
4 ..... Missouri, 1968 Gator
4 ..... Nebraska, 1972 Orange
4 ..... Virginia Tech, 1998 Music City

Fewest Touchdowns Rushing
0 ..... 26 times – most recent: LSU, 2012 BCS National Championship

PASSING

Most Pass Attempts
58 ..... Illinois, 1982 Liberty
56 ..... Miami (Fla.), 1993 Sugar
47 ..... Michigan, 2000 Orange
43 ..... Washington, 1986 Sun
42 ..... Texas A&M, 1942 Cotton
42 ..... Iowa State, 2001 Independence
42 ..... Texas, 2010 BCS National Championship

Fewest Pass Attempts
6 ..... Missouri, 1968 Gator
6 ..... Army, 1988 Sun
7 ..... Oklahoma, 1970 Bluebonnet
8 ..... Duke, 1945 Sugar
8 ..... Oklahoma, 1963 Orange
8 ..... Notre Dame, 1975 Orange

Most Pass Completions
35 ..... Illinois, 1982 Liberty
35 ..... Michigan, 2000 Orange
27 ..... Utah, 2009 Sugar
25 ..... Iowa State, 2001 Independence
24 ..... Colorado, 2007 Independence
24 ..... Miami (Fla.), 1993 Sugar

Fewest Pass Completions
0 ..... Missouri, 1968 Gator
0 ..... Army, 1988 Sun
2 ..... California, 1938 Rose
2 ..... USC, 1946 Rose
2 ..... Arkansas, 1962 Sugar

Highest Completion Percentage
(min. 10 completions)
75.0 ..... Stanford, 1927 Rose (12 of 16)
74.4 ..... Michigan, 2000 Orange (35 of 47)
63.2 ..... Nebraska, 1966 Sugar (12 of 19)
62.9 ..... Miami (Fla.), 1990 Sugar (17 of 27)
61.5 ..... USC, 1985 Aloha (16 of 26)

Lowest Completion Percentage
0.0 ..... Missouri, 1968 Gator (0 of 6)
0.0 ..... Army, 1988 Sun (0 of 6)
16.7 ..... Arkansas, 1962 Sugar (2 of 12)
18.2 ..... USC, 1946 Rose (2 of 11)
18.2 ..... Boston College, 1943 Orange (2 of 11)

Most Passing Yards
458 ..... Louisville, 1991 Fiesta
423 ..... Illinois, 1982 Liberty
369 ..... Michigan, 2000 Orange
336 ..... Utah, 2009 Sugar
322 ..... Colorado, 2007 Independence

Fewest Passing Yards
0 ..... Missouri, 1968 Gator
0 ..... Army, 1988 Sun
19 ..... Notre Dame, 1975 Orange
22 ..... California, 1938 Rose
35 ..... USC, 1946 Rose

Opponent Bowl Records ... Team Bests

Most Touchdown Passes
4 ..... Michigan, 2000 Orange
3 ..... Nebraska, 1966 Orange
3 ..... Miami (Fla.), 1990 Sugar
3 ..... Louisville, 1991 Fiesta
3 ..... Colorado, 2007 Independence
3 ..... Utah, 2009 Sugar

Fewest Touchdown Passes
0 ..... 29 times – most recent: LSU, 2012 BCS National Championship

Most Interceptions Thrown
7 ..... Texas A&M, 1942 Cotton
7 ..... Illinois, 1982 Liberty
5 ..... Syracuse, 1953 Orange
5 ..... Nebraska, 1967 Sugar
4 ..... Stanford, 1935 Rose
4 ..... Penn State, 1975 Sugar
4 ..... Texas, 2010 BCS National Championship

PUNTING

Most Punts
12 ..... Colorado, 1991 Blockbuster
10 ..... California, 1938 Rose
10 ..... Oklahoma, 1963 Orange
10 ..... Texas A&M, 1968 Cotton
10 ..... Penn State, 1975 Sugar

Fewest Punts
2 ..... Colorado, 1969 Liberty
2 ..... Texas, 1973 Cotton
2 ..... UCLA, 1976 Liberty
3 ..... Nebraska, 1966 Orange
3 ..... Illinois, Liberty
3 ..... Louisville, 1991 Fiesta
3 ..... Virginia Tech, 1998 Music City

Most Punting Yards
492 ..... Colorado, 1991 Blockbuster
411 ..... LSU, 2012 BCS National Championship
410 ..... Texas A&M, 1968 Cotton
393 ..... California, 1938 Rose
387 ..... Penn State, 1979 Sugar
366 ..... Washington State, 1931 Rose

Fewest Punting Yards
65 ..... UCLA, 1976 Liberty
75 ..... Colorado, 1969 Liberty
88 ..... Texas, 1973 Cotton
100 ..... Illinois, 1982 Liberty
123 ..... Louisville, 1991 Fiesta

Best Punting Average
48.5 ..... Penn State, 1975 Sugar
47.8 ..... USC, 1946 Rose
46.7 ..... Virginia Tech, 1998 Music City
45.7 ..... LSU, 2012 BCS National Championship
45.0 ..... Utah, 2009 Sugar
44.0 ..... Texas, 1973 Cotton
44.0 ..... Mississippi, 1964 Sugar

Worst Punting Average
25.1 ..... Rice, 1954 Cotton
26.1 ..... Michigan, 1997 Outback
29.0 ..... Penn State, 1959 Liberty
30.1 ..... North Carolina, 1993 Gator
30.3 ..... Stanford, 1927 Rose

PUNT RETURNS

Most Punt Returns
7 ..... Louisville, 1991 Fiesta
6 ..... Nebraska, 1972 Orange
5 ..... Texas, 1960 Bluebonnet
5 ..... Missouri, 1968 Gator
5 ..... Washington, 1986 Sun
5 ..... Miami (Fla.), 1990 Sugar

Fewest Punt Returns
0 ..... Notre Dame, 1975 Orange
0 ..... UCLA, 1976 Liberty
0 ..... Illinois, 1982 Liberty
0 ..... Colorado, 2007 Independence
0 ..... Texas, 2010 BCS National Championship

Most Punt Return Yards
136 ..... Nebraska, 1972 Orange
95 ..... Miami (Fla.), 1993 Sugar
68 ..... Washington, 1986 Sun
68 ..... Michigan, 1997 Outback

Fewest Punt Return Yards
0 ..... Notre Dame, 1975 Orange
0 ..... UCLA, 1976 Liberty
0 ..... Illinois, 1982 Liberty
0 ..... Oklahoma State, 2006 Independence
0 ..... Colorado, 2007 Independence
0 ..... Texas, 2010 BCS National Championship

KICKOFF RETURNS

Most Kickoff Returns
8 ..... Syracuse, 1953 Orange
8 ..... Colorado, 1969 Liberty
8 ..... UCLA, 1976 Liberty
7 ..... Nebraska, 1967 Sugar
7 ..... Michigan State, 2011 Capital One
7 ..... Miami (Fla.), 1993 Sugar

Fewest Kickoff Returns
0 ..... Penn State, 1959 Liberty
0 ..... Nebraska, 1972 Orange
1 ..... Penn State, 1979 Sugar
1 ..... Michigan, 1997 Outback
1 ..... Virginia Tech, 1998 Music City
1 ..... Minnesota, 2004 Music City

Most Kickoff Return Yards
222 ..... Colorado, 1969 Liberty
171 ..... Michigan State 2011 Capital One
150 ..... Notre Dame, 1973 Sugar
146 ..... Miami (Fla.), 1993 Sugar

Fewest Kickoff Return Yards
0 ..... Penn State, 1959 Liberty
0 ..... Nebraska, 1972 Orange
11 ..... Penn State, 1979 Sugar
14 ..... Minnesota, 2004 Music City

FUMBLES

Most Fumbles
11 ..... Mississippi, 1964 Sugar
6 ..... Texas A&M, 1942 Cotton
6 ..... Duke, 1945 Sugar
6 ..... USC, 1946 Rose
5 ..... Boston College, 1943 Orange
5 ..... Nebraska, 1967 Sugar
5 ..... Baylor, 1981 Cotton

Fewest Fumbles
0 ..... Syracuse, 1953 Orange
0 ..... Texas, 1973 Cotton
0 ..... Ohio State, 1978 Sugar
0 ..... Texas, 1982 Cotton
0 ..... Michigan, 1988 Hall of Fame
0 ..... Virginia Tech, 1998 Music City

Most Fumbles Lost
6 ..... Mississippi, 1964 Sugar
5 ..... Texas A&M, 1942 Cotton
4 ..... Washington State, 1931 Rose
4 ..... Stanford, 1935 Rose
4 ..... Penn State, 1959 Liberty
4 ..... Nebraska, 1966 Orange
4 ..... Baylor, 1981 Cotton

Fewest Fumbles Lost
0 ..... California, 1938 Rose
0 ..... Syracuse, 1953 Orange
0 ..... Rice, 1954 Cotton
0 ..... Texas, 1960 Bluebonnet
0 ..... Texas, 1973 Cotton
0 ..... Penn State, 1975 Sugar
0 ..... Ohio State, 1978 Sugar
0 ..... Penn State, 1979 Sugar
0 ..... Texas, 1982 Cotton
0 ..... Michigan, 1988 Hall of Fame
0 ..... Army, 1988 Sun
0 ..... Colorado, 1991 Blockbuster
0 ..... Ohio State, 1995 Citrus
0 ..... Virginia Tech, 1998 Music City
0 ..... Iowa State, 2001 Independence
0 ..... Texas Tech, 2006 Cotton
0 ..... Colorado, 2007 Independence
0 ..... Michigan State, 2011 Capital One

PENALTIES

Most Penalties
11 ..... Miami (Fla.), 1990 Sugar
11 ..... Minnesota, 2004 Music City
10 ..... Louisville, 1991 Fiesta
10 ..... Michigan, 2000 Orange
10 ..... Texas Tech, 2006 Cotton
10 ..... Utah, 2009 Sugar

Fewest Penalties
0 ..... Texas, 1973 Cotton
1 ..... Washington, 1926 Rose
1 ..... Texas A&M, 1942 Cotton
1 ..... Duke, 1945 Sugar
1 ..... Texas, 1948 Sugar
1 ..... Oklahoma, 1963 Orange
1 ..... Notre Dame, 1975 Orange
1 ..... Arkansas, 1980 Sugar
1 ..... Washington, 1986 Sun
1 ..... Michigan, 1988 Hall of Fame
1 ..... North Carolina, 1993 Gator

Most Penalty Yards
115 ..... Michigan, 2000 Orange
94 ..... Colorado, 1969 Liberty
91 ..... Utah, 2009 Sugar
89 ..... Rice, 1954 Cotton
87 ..... Louisville, 1991 Fiesta

Fewest Penalty Yards
0 ..... Texas, 1973 Cotton
5 ..... Texas A&M, 1942 Cotton
5 ..... Duke, 1945 Sugar
5 ..... Texas, 1948 Sugar
5 ..... Oklahoma, 1963 Orange
5 ..... Michigan, 1988 Hall of Fame



SNAPSHOTS ...

Crimson Tide stars Jess Richrarson (68), Tommy Lewis (42) and Bobby Marlow (32) enjoy the closing minutes of 9th-ranked Alabama's stunning 61-6 rout of 14th-ranked Syracuse in the 1953 Orange Bowl.game on January 1, 1953, in Miami.

SCORING

Most Points
47 ..... Colorado, 1969 Liberty
38 ..... Nebraska, 1972 Orange
38 ..... Virginia Tech, 1998 Music City
35 ..... Missouri, 1968 Gator
35 ..... Michigan, 2000 Orange

Fewest Points
0 ..... Washington State, 1931 Rose
0 ..... Oklahoma, 1963 Orange
0 ..... LSU, 2012 BCS National Championship
2 ..... Baylor, 1981 Cotton
3 ..... Texas, 1960 Bluebonnet
3 ..... Arkansas, 1962 Sugar
3 ..... USC, 1985 Aloha

Most Points in Any Quarter
25 ..... Louisville, 1991 Fiesta (1st)
21 ..... Missouri, 1968 Gator (4th)
21 ..... Michigan, 2000 Orange (3rd)
21 ..... Colorado, 2007 Independence (2nd)
21 ..... Utah, 2009 Sugar (1st)

Most Points - First Quarter
25 ..... Louisville, 1991 Fiesta
21 ..... Utah, 2009 Sugar
14 ..... Boston Coll., '43 Orange & Nebraska, '72 Orange

Most Points - Second Quarter
21 ..... Colorado, 1969 Liberty
17 ..... Oklahoma State, 2006 Independence
14 ..... Rice, 1954 Cotton
14 ..... Texas, 1965 Orange
14 ..... Oklahoma, 1970 Bluebonnet
14 ..... Nebraska, 1972 Orange
14 ..... Michigan, 1988 Hall of Fame
14 ..... Ohio State, 1995 Citrus
14 ..... Colorado, 2007 Independence

Most Points - Third Quarter
21 ..... Michigan, 2000 Orange
14 ..... Army, 1988 Sun
14 ..... Virginia Tech, 1998 Music City

Most Points - Fourth Quarter
21 ..... Missouri, 1968 Gator
16 ..... Colorado, 1969 Liberty
15 ..... Nebraska, 1966 Orange
14 ..... Texas A&M, 1942 Cotton
14 ..... USC, 1946 Rose
14 ..... Texas, 1982 Cotton
14 ..... Virginia Tech, 1998 Music City

Most Points In Any Half
31 ..... Colorado, 1969 Liberty (1st)
28 ..... Nebraska, 1972 Orange (1st)
28 ..... Virginia Tech, 1998 Music City (2nd)
25 ..... Louisville, 1991 Fiesta (1st)
24 ..... Oklahoma State, 2006 Independence (1st)

Most Points - First Half
31 ..... Colorado, 1969 Liberty
28 ..... Nebraska, 1972 Orange
25 ..... Louisville, 1991 Fiesta
24 ..... Oklahoma State, 2006 Independence
21 ..... Boston College, 1943 Orange
21 ..... Texas, 1965 Orange
21 ..... Oklahoma, 1970 Bluebonnet
21 ..... Utah, 2009 Sugar

Most Points - Second Half
28 ..... Virginia Tech, 1998 Music City
21 ..... Nebraska, 1966 Orange
21 ..... Missouri, 1968 Gator
21 ..... Michigan, 2000 Orange
20 ..... Texas, 1948 Sugar

Fewest Points in a Win
7 ..... Penn State, 1959 Liberty
13 ..... California, 1938 Rose
13 ..... Notre Dame, 1975 Orange
14 ..... Texas, 1982 Cotton
17 ..... Texas, 1973 Cotton

Most Points in a Loss
28 ..... Nebraska, 1966 Orange
28 ..... Army, 1988 Sun
25 ..... Colorado, 1991 Blockbuster
24 ..... Colorado, 2007 Independence

TOUCHDOWNS

Most Total Touchdowns
6 ..... Colorado, 1969 Liberty
5 ..... Missouri, 1968 Gator
5 ..... Nebraska, 1972 Orange
5 ..... Miami (Fla.), 1990 Sugar
5 ..... Louisville, 1991 Fiesta
5 ..... Virginia Tech, 1998 Music City
5 ..... Michigan, 2000 Orange

FIELD GOALS

Most Field Goals Made
2 ..... Penn State, 1975 Sugar
2 ..... Washington, 1986 Sun
2 ..... Miami (Fla.), 1993 Sugar
2 ..... Michigan, 1997 Outback
2 ..... Iowa State, 2001 Independence
2 ..... Minnesota, 2004 Music City
2 ..... Oklahoma State, 2006 Independence
2 ..... Texas, 2010 BCS National Championship

Alabama Bowl Records
Individual Bests

RUSHING

Most Rushing Attempts
28..... Derrick Lassic vs. Miami (Fla.), 1993 Sugar
28..... Bobby Humphrey vs. Washington, 1986 Sun
28..... Ricky Moore vs. SMU, 1983 Sun
27..... Sherman Williams vs. Ohio State, 1995 Citrus
27..... Bobby Humphrey vs. Michigan, 1988 Hall of Fame
27..... Johnny Musso vs. Oklahoma, 1970 Bluebonnet

Most Yards Rushing
166..... Sherman Williams vs. Ohio State, 1995 Citrus
161 ..... Shaun Alexander vs. Michigan, 2000 Orange
159..... Bobby Humphrey vs. Washington, 1986 Sun
149..... Bobby Humphrey vs. Michigan, 1988 Hall of Fame
138..... Johnny Musso vs. Oklahoma, 1970 Bluebonnet

Most Touchdowns Rushing
3..... Shaun Alexander vs. Michigan, 2000 Orange
2..... Mark Ingram vs. Texas, 2010 BCS
2..... Trent Richardson vs. Texas, 2010 BCS
2..... Mark Ingram vs. Michigan State, 2011 Capital One
2..... Eddie Lacy vs. Michigan State, 2011 Capital One

Longest Rushing Touchdown
67..... Dixie Howell vs. Stanford, 1935 Rose
64..... Bobby Humphrey vs. Washington, 1986 Sun
62..... Eddie Lacy vs. Michigan State, 2011 Capital One
50..... Shaun Alexander vs. Michigan, 2000 Orange
49..... Trent Richardsion vs. Texas, 2010 BCS
46..... Shaun Alexander vs. Michigan, 1997 Outback
43..... Monk Campbell vs. Washington State, 1931 Rose

PASSING

Most Pass Attempts
52..... David Smith vs. Army, 1988 Sun
43..... Gary Hollingsworth vs. Miami (Fla.), 1990 Sugar
40..... Jeff Dunn vs. Michigan, 1988 Hall of Fame
37..... Jay Barker vs. Ohio State, 1995 Citrus
37..... Scott Hunter vs. Missouri, 1968 Gator
37..... Joe Namath vs. Texas, 1965 Orange

Most Pass Completions
33..... David Smith vs. Army, 1988 Sun
27..... Gary Hollingsworth vs. Miami (Fla.), 1990 Sugar
23..... Jeff Dunn vs. Michigan, 1988 Hall of Fame
23..... AJ McCarron vs. LSU, 2012 BCS National Championship

Most Yards Passing
412..... David Smith vs. Army, 1988 Sun
317..... Jay Barker vs. Ohio State, 1995 Citrus
296..... Steve Sloan vs. Nebraska, 1966 Orange
269..... Jeff Dunn vs. Michigan, 1988 Hall of Fame
256..... John Parker Wilson vs. Colorado, 2007 Independence
255..... Joe Namath vs. Texas, 1965 Orange

Best Completion Percentage
1.000.... Tyler Watts vs. Michigan (6-6), 2000 Orange
1.000.... Harry Gilmer vs. Duke (8-8), 1945 Sugar
.833..... Richard Todd vs. Penn State (10-12), 1975 Sugar

Longest Pass Completion
61..... Johnny Cain to John Suther vs. Washington, 1931 Rose
59..... Dixie Howell to Don Hutson vs. Stanford, 1935 Rose
59..... Grant Gillis to Johnny Mack Brown vs. Washington, 1926 Rose
55..... Ned Hayden to Griff Langston vs. Colorado, 1969 Liberty
55..... Richard Todd to Ozzie Newsome vs. Penn State, 1975 Sugar

RECEIVING

Most Receptions
9..... Marco Battle vs. Army, 1988 Sun
9..... Greg Payne vs. Army, 1988 Sun
8..... Shaun Alexander vs. Virginia Tech, 1998 Music City
8..... Sherman Williams vs., Ohio State, 1995 Citrus
8..... Joe Curtis vs. Syracuse, 1953 Orange

Most Yards Receiving
178..... Ray Perkins vs. Nebraska, 1967 Sugar
155..... Sherman Williams vs. Ohio State, 1995 Citrus
126..... Russ Schamun vs. Notre Dame, 1975 Orange

Most Touchdowns Receiving
2..... Don Hutson vs, Stanford, 1935 Rose
2..... Ray Perkins vs. Nebraska, 1966 Orange

ALL-PURPOSE YARDS
359*..... Sherman Williams (116 Rush, 155 Rec., 38 KOR) vs. Ohio State, 1995 Citrus
223..... Bobby Humphrey (149 Rush, 34 Rec., 21 KOR) vs. Washington, 1986 Sun
207..... Javier Arenas (134 KOR, 73 PR) vs. Utah, 2009 Sugar
197..... Bobby Humphrey (159 Rush, 43 Rec., 14 KOR) vs. Michigan, 1988 Hall of Fame
182..... Shaun Alexander (161 Rush, 21 Rec.) vs. Michigan, 2000 Orange
* NCAA Record

TOTAL OFFENSE
382..... David Smith (412 Pass, -30 Rush) vs. Army, 1988 Sun
315..... Jay Barker (317 Pass, -2 Rush) vs. Ohio State, 1995 Citrus
296..... Steve Sloan (296 Pass, 0 Rush) vs. Nebraska 1966 Orange
280..... John Parker Wilson (256 Pass, 24 Rush) vs. Colorado, 2007 Independence
261..... Jeff Dunn (269 Pass, -8 Rush) vs. Michigan, 1988 Hall of Fame

SCORING - Most Points Scored
19..... Bobby Luna vs. Syracuse, 1953 Orange (2 TDs, 7 PATs)
18..... Shaun Alexander vs. Michigan, 2000 Orange (3 TDs)
18..... Bobby Humphrey vs. Washington, 1986 Sun (3 TDs)
15..... Jeremy Shelley vs. LSU, 2012 BCS National Championship (5 FGs)

KICKOFF RETURNS

Most Kickoff Returns
7..... Sherman Williams vs. Ohio State, 1995 Citrus
6..... Steve Williams vs. Nebraska, 1972 Orange

Most Kickoff Return Yards
146..... Sherman Williams vs. Miami, 1993 Sugar
134..... Javier Arenas vs. Utah, 2009 Sugar
122..... Steve Williams vs. Nebraska, 1972 Orange

Longest Kickoff Return
62..... Lou Ikner vs. Penn State, 1979 Sugar
61..... Joey Jones vs. Texas, 1982 Cotton

PUNT RETURNS

Most Returns
6..... David Palmer vs. Colorado, 1991 Blockbuster
5..... David Palmer vs. Miami, 1993 Sugar
5..... Willie Shelby vs. Notre Dame, 1975 Sugar
4..... Freddie Milons vs. Michigan, 2000 Orange
4..... Willie Shelby vs. Penn State, 1975 Sugar
4..... Robert McKinney vs. Nebraska, 1972 Orange

Most Punt Return Yards
108..... Freddie Milons vs. Michigan, 2000 Orange (1 TD, 62 yards)
86..... Javier Arenas vs. Oklahoma State, 2006 Independence (1 TD, 86 yards)
95..... Sherman Williams vs. Miami, 1993 Sugar
74..... David Palmer vs. Colorado, 1991 Blockbuster

Longest Punt Return
86..... Javier Arenas (TD) vs. Oklahoma State, 2006 Independence
80..... Cecil Ingram (TD) vs. Syracuse, 1953 Orange
78..... Sherman Williams (TD) vs. Miami, 1993 Sugar
73..... Javier Arenas (TD) vs. Utah, 2009 Sugar
72..... Jimmie Nelson (TD) vs. Texas A&M, 1942 Cotton
62..... Freddie Milons vs. Michigan, 2000 Orange



SNAPSHOTS ...

Mark Ingram, the 2009 Heisman Trophy winner, surges through a gold opened by 2011 first team All-American (75) Barrett Jones and Michael Williams (89) in the 2009 Citi BCS National Championship game. The Tide beat Texas 37-31 for the school's 13th national championship.

PUNTING

Most Punts

10..... Woody Umphrey (388 yards) vs. Penn State, 1979 Sugar
10..... Frank Mann (419 yards) vs. Missouri, 1968 Gator
9..... Patrick Morgan (310 yards) vs. Michigan, 2000 Orange
9..... Chris Mohr (412 yards) vs. Washington, 1986 Sun
8..... Tank Williamson (322 yards) vs. Louisville, 1991 Fiesta
8..... Bill Smith (306 yards) vs. Miami, 1990 Sugar

Most Punting Yards

419..... Frank Mann (10 punts) vs. Missouri, 1968 Gator
412..... Chris Mohr (9 punts) vs. Washington, 1986 Sun
388..... Woody Umphrey (10 punts) vs. Penn State, 1979 Sugar
322..... Tank Williamson (8 punts) vs. Louisville, 1991 Fiesta

Best Punting Average

46.5..... Hayden Stockton (6 for 279) vs. Michigan, 1997 Outback
46.3..... Greg Gantt (6 for 278) vs. Notre Dame, 1973 Sugar
45.7..... Chris Mohr (9 for 412) vs. Washington, 1986 Sun
45.5..... Chris Mohr (4 for 182) vs. Army, 1988 Sun
45.0..... P.J. Fitzgerald (4 for 180) vs. Colorado, 2007 Independence
44.5..... Bryne Diehl (6 for 267) vs. Miami, 1993 Sugar
44.3..... Cody Mandell (3 for 133) vs. LSU, 2012 BCS National Championship
43.5..... Greg Gantt (7 for 303) vs. Nebraska, 1972 Orange
43.5..... Daniel Pope (4 for 174) vs. Virginia Tech, 1998 Music City

FIELD GOALS

Most Field Goal Attempts

7..... Jeremy Shelley vs. LSU, 2012 BCS National Championship
5..... Tim Davis vs. Mississippi, 1964 Sugar
3..... Leight Tiffin vs. Utah, 2009 Sugar
3..... Leigh Tiffin vs. Colorado, 2007 Independence
3..... Michael Proctor vs. Ohio State, 1995 Citrus
3..... Philip Doyle vs. Army, 1988 Sun
3..... Peter Kim vs. Baylor, 1981 Cotton

Most Field Goals Made

5..... Jeremy Shelley vs. LSU, 2012 BCS National Championship
4..... Tim Davis vs. Mississippi, 1964 Sugar
3..... Leigh Tiffin vs. Colorado, 2007 Independence
3..... Philip Doyle vs. Army, 1988 Sun
3..... Peter Kim vs. Baylor, 1981 Cotton

Longest Field Goal Made

52..... Leigh Tiffin vs. Utah, 2009 Sugar
51..... Philip Doyle vs. Michigan, 1988 Hall of Fame
50..... Greg Gantt vs. Texas, 1973 Cotton
48..... Van Tiffin vs. Southern Cal, 1985 Aloha
48..... Tim Davis vs. Mississippi, 1964 Sugar
46..... Tim Davis vs. Mississippi, 1964 Sugar
45..... Philip Doyle vs. Miami, 1990 Sugar
44..... Jeremy Shelley vs. LSU, 2012 BCS National Championship
43..... Jon Brock vs. Michigan, 1997 Outback
42..... Peter Kim vs. Baylor, 1981 Cotton
41..... Leigh Tiffin vs. Colorado, 2007 Independence
41..... Jeremy Shelley vs. LSU, 2012 BCS National Championship

INTERCEPTIONS

Most Interceptions

3..... Jeremiah Castille vs. Illinois, 1982 Liberty
2..... Javier Arenas vs. Texas 2010 BCS
2..... Kermit Kendrick vs. Washington, 1986 Sun
2 ..... Steve Wade vs. Texas, 1973 Cotton

Longest Interception Return

88 ..... Dwayne Rudd (TD) vs. Michigan, 1997 Outback
75 ..... Hugh Morrow (TD) vs. Duke, 1945 Sugar
60 ..... Buster Hill (TD) vs. Syracuse, 1953 Orange
49 ..... Mark McMillian vs. Colorado, 1991 Blockbuster

Opponent Bowl Records
Individual Bests

Rushing
Attempts
37.....Marion Barber III, Minnesota (2004 Music City)
35.....Bob Anderson, Colorado (1969 Liberty)
32.....Vic Bottari, California (1938 Rose)
29.....Laurence Maroney, Minnesota (2004 Music City)
28.....Jim Grisham, Oklahoma (1963 Orange)

Rushing Yards
265.....Dicky Moegle, Rice (1954 Cotton)
254.....Bob Anderson, Colorado (1969 Liberty)
234.....Jamie Morris, Michigan (1988 Hall of Fame)
187.....Marion Barber III, Minnesota (2004 Music City)
179.....Greg Cook, Missouri (1968 Gator)
177.....Ben Barnett, Army (1988 Sun)
157.....Mike Holovak, Boston College (1943 Orange)
134.....George Wilson, Washington (1926 Rose)
133.....Ernie Koy, Texas (1965 Orange)
130.....Vic Bottari, California (1938 Rose)

Rushing Touchdowns
3.....Mike Holovak, Boston College (1943 Orange)
3.....Dicky Moegle, Rice (1954 Cotton)
3.....Terry McMillan, Missouri (1968 Gator)
2.....George Clark, Duke (1945 Sugar)
2.....Ernie Koy, Texas (1965 Orange)
2.....Greg Pruitt, Oklahoma (1970 Bluebonnet)
2.....Alan Lowry, Texas (1973 Cotton)
2.....Lamont Pegues, Virginia Tech (1998 Music City)
2 .....Marion Barber III, Minnesota (2004 Music City)
2.....Keith Toston, Oklahoma State (2006 Independence)

Passing Attempts
56.....Gino Torretta, Miami (Fla.) (1993 Sugar)
55.....Tony Eason, Illinois (1982 Liberty)
46.....Tom Brady, Michigan (2000 Orange)
43.....Chris Chandler, Washington (1986 Sun)
42.....Seneca Wallace, Iowa State (2001 Independence)

Completions
35.....Tony Eason, Illinois (1982 Liberty)
34 .....Tom Brady, Michigan (2000 Orange)
27 .....Brian Johnson, Utah (2009 Sugar)
25.....Seneca Wallace, Iowa State (2001 Independence)
24.....Gino Torretta, Miami (Fla.) (1993 Sugar)
24.....Cody Hawkins, Colorado (2007 Independence)

Passing Yards
451.....Browning Nagle, Louisville (1991 Fiesta)
423.....Tony Eason, Illinois (1982 Liberty)
369 .....Tom Brady, Michigan (2000 Orange)
336 .....Brian Johnson, Utah (2009 Sugar)
322 .....Cody Hawkins, Colorado (2007 Independence)
287.....Brian Griese, Michigan (1997 Outback)
284.....Seneca Wallace, Iowa State (2001 Independence)
278.....Gino Torretta, Miami (Fla.) (1993 Sugar)
250.....Craig Erickson, Miami (Fla.) (1990 Sugar)
245.....Kevin Scanlon, Arkansas (1980 Sugar)

Touchdown Passes
4 .....Tom Brady, Michigan (2000 Orange)
3.....Bob Churchich, Nebraska (1966 Orange)
3.....Craig Erickson, Miami (Fla.) (1990 Sugar)
3 .....Cody Hawkins, Colorado (2007 Independence)
3 .....Brian Johnson, Utah (2009 Sugar)

Interceptions Thrown
5.....Derace Moser, Texas A&M (1942 Cotton)
4.....Tony Eason, Illinois (1982 Liberty)
4.....Garret Gilbert, Texas (2010 BCS National Championship)
3.....Kris Jenner, Illinois (1982 Liberty)
3.....Browning Nagle, Louisville (1991 Fiesta)
3.....Gino Torretta, Miami (Fla.) (1993 Sugar)

Receiving Receptions
12.....Freddie Brown, Utah (2009 Sugar)
10.....David Terrell, Michigan (2000 Orange)
10.....Jordan Shipley, Texas (2010 BCS National Championship)
9.....Corey Holliday, North Carolina (1993 Gator)
9.....Tyson DeVree, Colorado (2007 Independence)

Receiving Yards
150.....David Terrell, Michigan (2000 Orange)
146.....Joey Galloway, Ohio State (1995 Citrus)
142.....James Sterling, Texas A&M (1942 Cotton)
127.....Mike Martin, Illinois (1982 Liberty)
125.....Corey Holliday, North Carolina (1993 Gator)
125 .....Freddie Brown, Utah (2009 Sugar)
122.....Jordan Shipley, Texas (2010 BCS National Championship)
113.....Clarence Williams, Michigan (1997 Outback)
110.....Ken McKay, Louisville (1991 Fiesta)
109.....Craig Campbell, Iowa State (2001 Independence)

Receiving Touchdowns
3.....David Terrell, Michigan (2000 Orange)
2.....Tony Jeter, Nebraska (1966 Orange)
2.....Joey Galloway, Ohio State (1995 Citrus)
2.....Tyson DeVree, Colorado (2007 Independence)
2 .....Jordan Shipley, Texas (2010 BCS National Championship)



SNAPSHOTS ...

Alabama defeated Miami, 34-13, in the 1993 Sugar Bowl with the help of George Teague to win the 1992 national championship.

1926 ROSE BOWL

Alabama 20, Washington 19

PASADENA, Calif. (Jan. 1, 1926) — Trailing 12-0 at halftime, Coach Wallace Wade's Alabama team battled back in the second half to capture a thrilling 20-19 win over Washington in the Crimson Tide's first bowl outing. It was a game that was long remembered as one of the best contests in Rose Bowl history and Alabama's victory brought new and permanent national respect for Southern football.

Washington's great halfback, George Wilson, lived up to his pregame billing. He rushed for 134 yards and completed five passes for 77 yards and two touchdowns. But injuries put him out of the game for 22 minutes. It was during those 22 minutes that the Crimson Tide scored all of its points.

During the 38 minutes that Wilson was healthy and on the field, the Huskies scored three touchdowns and gained 300 yards. During the 22 minutes he was on the sidelines nursing an injury, Washington gained just 17 yards and failed to score, giving up all three scores that Alabama would need to win in the third quarter in what many considered the greatest Rose Bowl game played to that point.

"As George Wilson went, so went Washington," wrote famed sportswriter Damon Runyan. "If there was ever a one-man football team, George was it. When Wilson was on the field it was a ball game."

Wilson was named the game's most outstanding player, but his greatness was not enough to prevent an Alabama victory. Alabama had some stars of its own as quarterback "Pooley" Hubert and halfback Johnny Mack Brown wreaked havoc on the Washington defense, especially when Wilson was not on the field.

"He is a great football player, this George Wilson – one of the very greatest," Runyan wrote. "His brief absence probably made a big difference to Washington, but, still 'Pooley' Hubert was always on hand for Alabama. It was a great team that the South sent to California to take its part in the Tournament of Roses, probably the greatest that ever came out of the South."

Wilson missed the third quarter, and that's when Alabama scored its 20 points, all in seven minutes. First it was Hubert scoring from the one with Bill Buckler kicking the point after. After holding Washington and forcing a punt, Grant Gillis faded back from his own 41 and found Johnny Mack Brown at the Husky 25, who eluded one tackler and continued untouched on a 59-yard touchdown pass and run.

A fumble gave Alabama another chance at the Washington 30. On first down Hubert told Brown to run as fast as he could for the goal. "When I reached the three, I looked around," said Brown. "Sure enough, the ball was coming down over my shoulder. I took it in stride, used my stiff arm on one man and went over carrying somebody. The place was really in an uproar."

Washington scored a final time in the fourth quarter, but couldn't overcome the Alabama lead.

SCORE BY QUARTERS

	1	2	3	4	-	F
Alabama	0	0	20	0	-	20
Washington	6	6	0	7	-	19

Attendance: 55,000 (capacity: 57,000).

1927 ROSE BOWL

Alabama 7, Stanford 7

PASADENA, Calif. (Jan. 1, 1927) — Alabama head coach Wallace Wade's Crimson Tide was invited to return for the 1927 renewal after another perfect season. His great backs of 1925 were gone and he was not wealthy in reserves. But it was a team wealthy with colorful nicknames: "Lovely" Barnes, "Goofy" Bowdoin, "Snake" Vines and "Rosy" Caldwell.

The game matched two of college football's legendary coaches: Wallace Wade of Alabama and Glenn "Pop" Warner of Stanford. As usual, the Rose Bowl stadium was packed with record crowd of 57,417. Gross receipts were $218,047 – the highest ever. Approximately $100,000 was refunded.

Both teams entered the game undefeated and would end the game there, as well, with Stanford finishing 10-0-1 and Alabama 9-0-1 and sharing the national championship. Stanford was the No. 1 team in the nation under the Dickinson System, and awarded the Rissman Trophy, while Alabama was No. 1 in the Helms System (The Associated Press poll would not begin until 1936).

For Stanford, it was All-American Ted Shipkey doing most of the damage against the Crimson Tide. Stanford dominated the game statistically (305 total yards to 98) but played "stale" as one writer described it throughout. Fumbles were frequent and Stanford missed on two chances to score inside the 10-yard line. Stanford scored first on a 20-yard pass play from George Bogue to end Ed Walker, who ran the final 15 yards for the touchdown. Bogue, who had missed an 18-yard field goal earlier in the first period, then kicked the point-after and Stanford had a 7-0 lead that would last until the game's final moments.

After scoreless second and third quarters, it appeared Stanford was on its way to a shutout but Alabama center Clarke "Babe" Pearce blocked a punt by Stanford's Frankie Wilton, giving Alabama the ball on the 14-yard line. Into the game went 170-pound Jimmy Johnston at halfback. A dislocated shoulder had prevented him from playing much that season, but he had been regarded as one of the finest backs in the South prior to the injury.

Wu Winslett started the march with a run for three yards, then Johnson raced forward for seven to the Stanford four-yard line. Winslett smashed for three yards to the one. Then Johnson banged into right guard, the resistance crumpling under his charge. It was 7-6 now and a ruse was coming up next.

As the teams lined up for the crucial extra point attempt with the crowd respectfully hushed, captain Emile Barnes barked signals. Suddenly, someone shouted "signals off." Stanford's line stood at ease in anticipation of another signal sequence. At that moment center Gordon Holmes snapped the ball to Winslett, who touched it down. Unrushed and with plenty of time, Herschel Caldwell smoothly kicked it through the posts and over the bar.

The 7-7 game ended three plays later.

SCORE BY QUARTERS

	1	2	3	4	-	F
Alabama	0	0	0	7	-	7
Stanford	7	0	0	0	-	7

Attendance: 57,417 (capacity: 57,000).

1931 ROSE BOWL

Alabama 24, Washington State 0

PASADENA, Calif. (Jan. 1, 1931) — Head Coach Wallace Wade's last Alabama team before he left for Duke typified the personality of the coldly efficient strategist. Alabama crushed Washington State, 24-0, before a crowd of 60,000. Wade announced on New Year's Eve that he planned to start his second team. The sportswriters were incredulous. But Wade, who felt Alabama was two touchdowns better, meant it and, in fact, did open with his second unit.

The Cougars entered the field dressed completely in red from head to toe. Their helmets, jerseys, pants, socks and shoes were red. The ploy seemed to work early on, as the Cougars held the upper hand most of the first quarter but didn't come close to scoring.

Late in the period Wade inserted his first string and things began to pop. The Crimson Tide rushed for 21 points in the second quarter – much like its 20-point third quarter in 1926 that spelled defeat for a stunned Washington team – and another field goal in the third to win, 24-0. Much of the damage was done in a wild, six-minute stretch.

After 13 straight plays on the ground, from its own 39, Alabama left end Jimmy Moore returned and sped into his own backfield when the march reached the WSU 43-yard line. He received the ball from fullback Johnny Cain, took a few steps and spiraled a long pass downfield. Left halfback John "Flash" Suther gathered it in full stride on the Washington State 22 and raced untouched to the end zone to complete the 43-yard scoring play.

Crimson Tide center Jess Eberdt intercepted a Cougar pass on the WSU 47. From the WSU 41, Moore again passed, hitting end Ben Smith on the Cougar one where he outfought three Cougar defenders to make the catch. "Monk" Campbell powered in for the score from a yard out on the next play.

Lightning struck quickly the next time Alabama got the ball. Campbell, on a beautifully setup fake to Moore, shot through left guard, wriggled free of a State man's clutches and bolted 43 yards to score. In that quick stretch, the Crimson Tide had settled the issue for the day.

Wade's second team was on the field in the third quarter when the final points were registered. Guard J. B. "Ears" Whitworth, later head coach at Alabama, kicked a 30-yard field goal for the game's final points.

It was a dominant victory for the Crimson Tide. Alabama ran for 232 yards and passed for 101 for a total of 333 yards of total offense. Washington State only mustered 204 total yards and only once seriously threatened to score, fumbling its only real scoring chance on the Alabama 1-yard line.

SCORE BY QUARTERS

	1	2	3	4	-	F
Alabama	0	21	3	0	-	24
Washington State	0	0	0	0	-	0

Attendance: 60,000 (capacity: 83,000).

1935 ROSE BOWL

Alabama 29, Stanford 13

PASADENA, Calif. (Jan. 1, 1935) — "Dixie Howell, the human howitzer from Hartford, Ala., blasted the Rose Bowl dreams of Stanford today with one of the greatest all-around exhibitions football has ever known," was the lead written by legendary sportswriter Grantland Rice. Alabama blasted Stanford, 29-13, with Howell teaming with the incomparable pass catching end, Don Hutson, to electrify the crowd of 84,474 with a 22-point second quarter explosion.

Stanford's "Vow Boys," named for their vow as freshmen to never lose again to USC after a loss to the freshman team in 1932, were now juniors. There was nothing tricky about Alabama's game this day – the Crimson Tide relied on the lethal, immortal connection of Howell and Hutson to pass for 214 yards.

In the entire calendar year of 1934 – including the 1934 Rose Bowl game – this Stanford team had given up a total of 21 points. In the 13 minutes before halftime in the 1935 Rose Bowl game, Alabama scored 22. In those 15 minutes, Alabama completed eight-of-nine passes for 150 yards and gained another 106 yards on the ground. Howell gained 96 yards in the air on four completions to Hutson and three more to end Paul "Bear" Bryant. Howell also had a sensational 67-yard sprint for a touchdown.

Alabama had the ball for four plays in the first quarter and collected four yards. Stanford actually opened the scoring. Recovering a fumble on the Alabama 29-yard line, Stanford – carried by Bobby Grayson, "Bones" Hamilton and "Buck" Van Dellen – thundered through the Alabama defense and marched straight to a 7-0 lead. Then came the Crimson Tide's reinforcements.

Howell completed a 17-yard pass to Hutson, then threw completions of 12 and 15 yards to other receivers before Howell scored from the five early in the second quarter to tie the game. As rules allowed in those days, Stanford chose to kickoff as if to show Alabama's score was a fluke. Howell started the ensuing possession with a 25-yard pass to Hutson, then passed to Bryant for 18 and then back to Hutson for five more. On fourth down with the ball on the Stanford six, Hutson held while Riley Smith kicked a 22-yard field goal for a 9-7 Alabama lead. Still not convinced, Stanford stubbornly kicked off again.

On the second play following the kickoff, Howell swung to his right and swerved for the sidelines and raced 67 yards for a touchdown that sent the crowd to its feet, agog at this masterly piece of running. Alabama now led, 16-7.

Joe Riley replaced Howell at quarterback, but the results were similar. He hit Hutson with a 54-yard pass for a touchdown on Alabama's next possession to end the half and seal the verdict with a 22-7 Crimson Tide lead.

From the Alabama 41, the duo struck again. Hutson caught Howell's long spiral on the Stanford 30 and sprinted in from there for his second touchdown, this one spanning a total of 59 yards to close the scoring.

When Howell left the game in the fourth quarter after a 52-yard punt, he had accounted for 239 yards of total offense (71 yards rushing, 160 yards passing), while completing 9-of-12 passes, punted six times for an average of 43.8 yards, and returned four kickoffs for 74 yards. All told, he amassed 313 all-purpose yards. Hutson finished the day with eight catches for 164 yards and two scores.

SCORE BY QUARTERS

	1	2	3	4	-	F
Alabama	0	22	0	7	-	29
Stanford	7	0	6	0	-	13

Attendance: 84,474 (capacity: 83,000).

1938 ROSE BOWL

(2) California 13, (4) Alabama 0

PASADENA, Calif. (Jan. 1, 1938) — Head Coach Frank Thomas' 1937 Alabama team was not one of his best, but none was better coached or accomplished quite so much with what it had. After four previously victorious trips to Pasadena, Alabama finally faced the other side of the outcome in its fifth Rose Bowl appearance as the Golden Bears of California dominated the Crimson Tide, 13-0.

This Crimson Tide team had experienced several close calls in the season on the way to this Rose Bowl berth. Sandy Sanford literally kicked his team to Pasadena, winning two crucial games with field goals. In the Tulane game, Sanford booted a 32-yard field goal late in the fourth quarter when Alabama had only six men on the line of scrimmage. The illegal formation was undetected by officials and the Tide won, 9-6. Later in the season, Sanford beat Vanderbilt, 9-7, with another late-game field goal. In the Rose Bowl, however, there was no opportunity for Sanford's heroics.

California, coached by Leonard B. "Stub" Allison, demonstrated too much power and speed, better balance, and some exceptionally skilled and rugged players in center Bob Herwig, end Perry Schwartz, quarterback Johnny Meek, guard Vard Stockton, and halfback Sam Chapman, the latter soon to become a major league outfielder.

But the star of the game was Vic Bottari, a junior tailback who started his career as a virtual nonentity on the Golden Bear squad. Bottari scored both touchdowns against Alabama on almost identical plays in the second and third quarters, quick, well-escorted trips around right end of three and five yards, respectively. Bottari rushed for 137 yards and both touchdowns in the game.

The scoring started soon after California's Sam Chapman punted to Alabama's safety, who was hit so hard by end Perry Schwartz that the ball squirted to the turf, and Schwartz recovered. California punched over the first touchdown to culminate a 63 yard, 13-play land march. Alabama couldn't check driving, brutal power smashes accompanied by paralyzing blocking. Bottari scored from four yards out to give the Golden Bears a lead they would never lose.

The second scoring drive, this one in the third quarter, was an uncanny resemblance of the first. California took over on the Alabama 48-yard line, and Chapman and Bottari led another hard-charging ground march that took nine plays (no passes) to reach paydirt. Bottari again punched it in, this time from 5 yards out. Chapman missed the extra point, but it wouldn't matter.

Alabama threatened twice in the game, reaching the Bears' 2- and 7-yard lines, but they fumbled both times. In fact, because of the four fumbles Alabama lost, the Cal victory was criticized as one wrought with bad breaks for the Tide that, inversely, were good breaks for the Bears. But the consensus was that those "breaks" were actually forced fumbles caused by strong, hard tackling by the Cal defenders.

SCORE BY QUARTERS

	1	2	3	4	-	F
Alabama	0	0	0	0	-	0
California	6	7	6	0	-	13

Attendance: 89,650 (capacity: 87,677).

1942 COTTON BOWL

(20) Alabama 29, (9) Texas A&M 21

DALLAS (Jan. 1, 1942) — It was the early days of World War II, so the nation's attention certainly wasn't focused on football, but what the crowd at the Cotton Bowl Stadium witnessed on the first day of 1942 would be long remembered as one of the most unlikely football games ever played. Alabama's opportunistic Crimson Tide whipped Texas A&M, 29-21, under very bizarre circumstances.

The Crimson Tide made only one first down while A&M had 13. Alabama gained only 75 yards total offense, as opposed to 309 for the Aggies. The Tide completed just one pass while A&M completed 13 and Alabama ran just 33 plays, as opposed to 81 by the Aggies. Yet the Tide led 29-7 midway in the fourth quarter, and held off an Aggie rush at the end to wind up with what remains to this day one of the most amazing bowl wins in history.

In spite of all the statistical anomalies, the only significant statistics were seven Alabama pass interceptions and five fumble recoveries, for a total of 12 turnovers by A&M. Perhaps only one fact made the difference in this game – Alabama had Jimmie Nelson while the Aggies didn't.

The Aggies scored first. Leo Daniels set up the touchdown on his first play in the game by returning a punt 44 yards to the Alabama 18-yard line. Three plays later – on the second play of the second quarter – Daniels pitched a pass to end Herman Cowley for a 12-yard touchdown. Jake Webster's kick gave A&M a 7-0 lead.

Alabama responded less than three minutes later. Daniels fumbled and Alabama tackle Don Whitmire recovered the ball on the Aggie 25. Nelson connected with Holt Rast on a 17-yard pass to the Aggie 8. On third down, Nelson crossed up the Aggie defense on a beautifully executed reverse as he started to the right, then handed the ball to halfback Russ Craft, who raced to the left to go the eight yards for a touchdown.

Nelson stopped an Aggie threat with an interception in the end zone at the end of the first half to preserve the tie. Nelson then put the Tide ahead for good, taking Derace Moser's low line drive kick at the 28 and following a convoy of blockers to complete a 72-yard kickoff return for a touchdown and a 13-7 Crimson Tide lead. Hecht's try for the extra point was blocked.

Late in the third quarter, Nelson again scored. Daniels fumbled a Nelson punt and Alabama end Sam Sharp recovered at the Aggie 21. On the first play, Nelson started to the right, cut back through the Aggie left tackle and managed to avoid six tacklers on a 21-yard touchdown run. Hecht's conversion gave the Tide a 20-7 lead.

Early in the fourth quarter, an interception led to a 31-yard field goal by Hecht for a 23-7 Alabama lead. A Nelson punt that rolled dead on the Aggie 4-yard line enabled the Tide to the margin a short time later. Passing from his own 10-yard line, A&M's Moser fired a pass to Aggie end Jake Webster, who tipped it into the hands of Rast, who promptly returned the intercepted pass 12 yards for a touchdown. Hecht's conversion kick was blocked.

Alabama claimed its fourth victory in six bowl games. Alabama coach Frank Thomas clearly had his team prepared for the Aggies, the nation's leading passing team. The victory was a typical Alabama bowl victory as the Tide simply wasted few scoring opportunities; seizing every break and making them pay off.

SCORE BY QUARTERS

	1	2	3	4	-	F
Alabama	0	7	13	9	-	29
Texas A&M	0	7	0	14	-	21

Attendance: 38,000 (capacity: 46,200).

1943 ORANGE BOWL

(10) Alabama 37, (8) Boston College 21

MIAMI (Jan. 1, 1943) — Stung by two first quarter Boston College touchdowns, Alabama's All-American center Joe Domnanovich called his team into a huddle as they awaited a kickoff. "Don't give up," he said, simply but firmly. "We haven't had a chance to go with the ball yet. We're going to receive and we're going to run them into the ground."

Twenty minutes later, at halftime, Alabama was in front, 22- 21, and won the game, 37-21.

Mike Holovak, the Eagles' swift-striding right halfback, scored on runs of 65 and 35 yards to put Boston College in front early. Then Alabama went to work.

Russ Craft, Dave Brown, Johnny August and Russ Mosley tore off big chunks of turf and the Eagle defense caved in. Bobby Tom Jenkins raced 40 yards for one score. Boston College made a comeback effort and went ahead 21-19 just before halftime, but George Hecht booted a 25-yard field goal to put Alabama on top, 22 21, at intermission. The Tide added 15 more points in the second half.

Wheeler Leeth scored on a 14-yard pass from Mosley, Ted Cook grabbed a 17-yard scoring aerial from August, Jenkins scored twice on runs of 40 and one, and August faked a pass and ran around right end for a 15 yard score. Hecht kicked a field goal and two extra points and Domnanovich even put two points on the board by tackling an Eagle in the end zone for a safety.

Bill Cullingham, a columnist for the Boston Post, wrote, "When you're beaten as clearly and as splendidly as was Boston College today, the only thing to do is stand and salute as the victors go by. It was a fine game, played in the truest tradition of sportsmanship, brilliantly won and gallantly lost in a magnificent setting, so in taste with the times that none who saw it will ever forget it."

SCORE BY QUARTERS

	1	2	3	4	-	F
Alabama	0	22	6	9	-	37
Boston College	14	7	0	0	-	21

Attendance: 30,000 (capacity: 23,330).

1945 SUGAR BOWL

(11) Duke 29, Alabama 26

NEW ORLEANS (Jan. 1, 1945) — To say that the 1945 Sugar Bowl game was charged with drama every minute, it wouldn't be much of an exaggeration. The lead changed four times. The outcome was uncertain until the last second.

The heart-throbbing finish pulled 72,000 people out of their seats. In the final analysis, it was the power and experience of Duke's Navy trainees that prevailed over Alabama's inspired wartime civilian group, 29-26.

Harry Gilmer hit the tough Duke line hard for important gains and made many tackles, personally downing the Blue Devils ball carrier after every kickoff. One of Gilmer's passes stood out. Forced far back, Gilmer tripped over one Duke man. Two more Blue Devils got a piece of him. Suddenly, he broke loose for an instant, leaped high, and whipped the ball 41 yards to Ralph Jones, a big end.

On the game's final play, Gilmer fired another long pass to Jones, who just missed scoring a touchdown on a 33-yard gainer to Duke's 25. It was written and said that, at the time, never had one so young performed so brilliantly in a bowl game.

Duke led early, 7-0, but Gilmer's aerial attack set up three Crimson Tide touchdowns before Duke could score again, making it 19-13 at halftime.

Trailing 20-19 early in the fourth quarter, Alabama threw back the Blue Devils on the Tide 12. But the Crimson Tide surged forward again, this time with Hugh Morrow intercepting a Cliff Lewis pass and running 78 yards for the score.

Duke took the kickoff and drove to the Alabama 1-yard line before the Crimson Tide held on a goal-line stand, getting the ball back on downs.

With three minutes remaining, Alabama coach Frank Thomas took a calculated risk and sent in orders to give up two points through an intentional safety. Thomas hoped for a long, high punt from the 20 by John Wade, who would have plenty of time.

The strategy backfired. The punt sailed 40 yards. Duke's George Clark returned it 20 yards to Alabama's 40, from where the Blue Devils cracked the Tide defense for the winning touchdown in two inspired runs.

SCORE BY QUARTERS

	1	2	3	4	-	F
Alabama	7	6	7	9	-	26
Duke	12	7	0	7	-	29

Attendance: 72,000 (capacity: 72,000).

1946 ROSE BOWL

(3) Alabama 34, (11) USC 14

PASADENA, Calif. (Jan. 1, 1946) — This was Alabama's sixth trip to the Rose Bowl and, although the Crimson Tide had enjoyed great success against the West Coast powers, a lot of that region's news media and fans had always said, "You've never played Southern Cal." There wasn't much of that commentary after the outcome of this one as Alabama won, 34-14.

At halftime, Alabama led 20-0. Troy's 21 plays had resulted in a net loss of 24 yards. Not until the score was 27-0 in the third quarter did Southern California make a first down.

Alabama's "wooden horse" toppled the men of Troy like no team ever before. USC had won eight straight Pasadena battles since 1923. Fortunately, Alabama head coach Frank Thomas was merciful. For Thomas it was his last bowl trip as a coach. His health began to fail in 1946 and he was forced to give up coaching in 1947. He died May 10, 1954.

Alabama outgained USC 351 to 41. Troy's running offense netted just six yards.

Harry Gilmer, the Crimson Tide's extraordinary passer, threw only 11 times, resulting in one touchdown. But he ran for 116 yards on 16 carries. Hal Self scored twice, sneaking over from the one and on a 24-yard Gilmer pass. Gilmer went over from the one, and Lowell Tew hit left guard from the two for points and Norwood Hodges scored up the middle on a one-yard plunge. Hugh Morrow kicked four extra points.

The resounding victory assured Thomas a place among the all-time coaching greats. Some 15 years later, Alabama team captain Tom Whitley remarked: "Coach Thomas's system would go today. He used innovations no scout could capture with notes and against which no defense could be surely set."

SCORE BY QUARTERS

	1	2	3	4	-	F
Alabama	7	13	7	7	-	34
Southern California	0	0	0	14	-	14

Attendance: 94,000 (capacity: 87,677).



1948 SUGAR BOWL

(5) Texas 27, (6) Alabama 7

NEW ORLEANS (Jan. 1, 1948) — It is a peculiar fact that some of the most celebrated backs in the Southeastern Conference came to grief in New Orleans in their final game. Names coming to mind of those so ill-fated are Billy Cannon (1960), Johnny Majors (1957), Hank Lauricella (1952), and Harry Gilmer (1948).

Three years before, Gilmer, the Alabama sharpshooter, had heard the multitudes' roar of applause in the Sugar Bowl. It was a far cry from the reaction of 72,000 fans who saw Texas thwart Gilmer and the Crimson Tide, 27-7. He completed only three of his 11 passes and ran for a mere five yards. Loudest cheers went to Texas quarterback Bobby Layne. He sent the ball aloft 24 times and made connections ten times for 183 yards.

Both ground attacks were virtually ineffective as Alabama rushed for 41 yards and Texas to 59.

The Tide was not outplayed to the extent the score would indicate. The difference could have been a touchdown. The first half ended in a 7-7 standoff. Texas' last three touchdowns were achieved by defensive alertness. Or, to say it another way, Alabama committed three expensive errors – having a punt blocked, having a pass intercepted and run back for a touchdown, and fumbling deep in its own territory.

The left side of the Longhorns' line swarmed into the backfield when Norman Mosley tried to punt from Alabama's 25 in the third quarter. Left tackle George Petrovich blocked the kick and left guard Vic Vasicek recovered in the end zone for a touchdown.

Alabama appeared to wilt after that but displayed the heart to stall Texas drives twice within its 10. Then, with six minutes left and the Tide gambling to tie or win, Gilmer was rushed hard and threw desperately over oncoming Longhorns' upraised arms. End Lewis Holder intercepted the soft, short, high pitch. He raced for the red flag at the corner of the field 18 yards away, just making it in.

A few plays after that, Holder pounced on a Gilmer fumble five yards from another touchdown. Layne scored that one on a sneak.

In addition to the times they reached the promised land the Longhorns, in writing a brilliant finale to Blair Cherry's first season as head coach, missed the boat on several other occasions. In the second quarter Texas went from the Alabama 46 to the 12 where Rebel Steiner knocked down Layne's fourth down pass intended for Billy Pyle, who was a great back all afternoon.

Again in the third quarter, Texas went from the Alabama 45 to the 27 where another passing attack died. But the Steers came back knocking and went to the seven before bogging down. Layne finally attempted a field goal from the 15, but it was partially blocked. Texas also missed a third score in the fourth period when a 65-yard drive carried all the way to within one foot of the Crimson Tide goal. But there the center of the Crimson forward wall rose up and smacked down Jimmy Canady on a try through the middle.

The result was a shock to Alabama followers who expected the large senior contingent, stars of freshman and sophomore appearances in bowl games, to finish in grand fashion. Texas was faster, more powerful, and deserved to win.

SCORE BY QUARTERS

	1	2	3	4	-	F
Texas	7	0	7	13	-	27
Alabama	0	7	0	0	-	7

Attendance: 72,000 (capacity: 72,000).

1953 ORANGE BOWL

(9) Alabama 61, (14) Syracuse 6

MIAMI (Jan. 1, 1953) — New Year's Day 1953 was the first on which football fans could see, through the medium of television, bowl games in Pasadena, Dallas, New Orleans, and Miami. Receipts increased greatly with bigger checks for competing schools and their conference brethren.

Meanwhile, Alabama crushed Syracuse, champion of the East, 61-6, in the Orange Bowl. Many in the crowd of 66,280 left in the third quarter so they could see more of other bowl games on TV at home.

Because the game was lasting so long, an Orange Bowl committee man reportedly approached the timekeeper and suggested the game, nearly three hours old at the time, might be sped up because it was about to be cut off the network.

Fifteen records were set in the fiasco, televised nationally by CBS. Even the deepest Alabama substitutes among the 46 Crimson Tide players were record-minded. "We didn't want to leave any still standing," explained tackle Van Marcus.

Alabama rushed for 286 yards and passed for 300. Its total offense of 586 yards and the sum of 818 for both teams were Orange Bowl records.

It was a close contest for a quarter when Alabama led, 7-6. After two periods the score was 20-6. And in the second half, "I just couldn't stop them," said Coach Harold (Red) Drew, a native of Maine who came to Alabama as end coach under Frank Thomas and developed Don Hutson, Paul Bryant, and Holt Rast, among others.

Soon after the game the Orange Bowl committee signed contracts with the Big Eight (then Big Seven) and the Atlantic Coast Conference. Their representatives met for the next five years.

SCORE BY QUARTERS

	1	2	3	4	-	F
Alabama	7	14	20	20	-	61
Syracuse	6	0	0	0	-	6

Attendance: 89,650 (capacity: 87,677).

1954 COTTON BOWL

(6) Rice 28, (13) Alabama 6

DALLAS (Jan. 1, 1954) — Rice's Dicky Moegle rolled back the Crimson Tide with one of the greatest exhibitions of football history, scoring touchdowns on on runs of 79, 95 and 34 yards while gaining a total of 265 yards as the Owls swamped Alabama, 28-6 in the Cotton Bowl.

On Moegle's second touchdown run, one of the weirdest events in bowl history occurred when Alabama fullback Tommy Lewis leaped off the bench as Moegle was roaring past, along the 45-yard line, and downed him with a fierce block. At the time, Moegle was steaming along with only one man having a chance – and that a doubtful one – of stopping him.

Rice was leading, 7-6, midway in the second quarter. The Owls were in possession on their own 5. Alabama had just muffed a scoring opportunity. Moegle, taking a handoff from quarterback LeRoy Fenstemaker, went around right end as his blockers did their job efficiently and headed for the Alabama goal line.

As Moegle approached midfield near the sidelines in front of the Alabama bench, it appeared no player could stop him. No one, that is, except Lewis, who was on the bench, and suddenly ran onto the field bareheaded, and threw his body into Moegle's legs. Moegle was felled on Alabama's 41. Then the alternate captain of the Tide retreated quickly to the spot he had vacated and sat there with his head down in embarrassment as Coach Red Drew stood before him and looked at Lewis in disbelief. Referee Cliff Shaw ruled that Moegle should be credited with a touchdown. The play had started on the Owl 5-yard-line and thus was good for 95 yards.

Although Tide coach Harold (Red) Drew said the Lewis incident had no demoralizing effect on his team, the Southeastern Conference champions were never the same again. A letdown was evident.

It was Lewis who plunged the final foot for a touchdown on a 47-yard advance in the first quarter. Rice went ahead on a 79-yard run by Moegle. Moegle scurried 34 yards for another touchdown in the third period as he gained 265 yards of his team's whopping 379 rushing yards. He carried the ball only 11 times, averaging 24.1 yards. After this game, Moegle held four Cotton Bowl records and three all-time major bowl records.

In the third quarter, Moegle sizzled through right tackle and went 34 yards to score. In the final period, he almost did it again as he raced 20 yards down the right side line. Center Ralph Carrigan caught Moegle by a heel to prevent him scoring again. The Owls gained a total of 448 yards to Alabama's 225. Moegle was the difference in the game. Except for his unbridled running, the affair might have been close. Rice was hampered by the early loss of its All-American fullback Kosse Johnson, who went out in the first period when his ailing ankle was sprained again.

The scoring action began when quarterback Bart Starr stole a Rice pass to put the ball in Alabama's possession on the Owl 49. Lewis surged through the middle of the line for 15 yards. On a keeper play, Starr got 12 through left tackle. Lewis got 13 more in two tries to put the ball on the 5. Rice was offside on the next play. With the ball on the 1, Lewis managed to get the ball to within inches of the goal line and then leaped high for the touchdown. The Rice line rolled him back but he had crossed the line with his forward motion. The extra point try of Halfback Bobby Luna was blocked and Alabama led 6 to 0.

SCORE BY QUARTERS

	1	2	3	4	-	F
Rice	0	14	7	7	-	28
Alabama	6	0	0	0	-	6

Attendance: 75,504 (capacity: 75,504).



1959 LIBERTY BOWL

(12) Penn State 7, (10) Alabama 0

PHILADELPHIA (Dec. 19, 1959) — Quarterback Galen Hall led Penn Slate to a 7-0 victory over Alabama in the first Liberty Bowl game. Hall's pass to Roger Kochman on a fake field goal was good for 18 yards and the touchdown on the last play of the second period. Sam Stellatella added the extra point by placement and that was the ball game.

Fumbles plagued both clubs, each team losing the ball four times. In addition, Alabama recovered three of its own. The rash of fumbles was attributed to the 42-degree temperature that seemed colder because of a brisk wind.

Penn State completely dominated the first half , but fizzled on three scoring chances before finally breaking through. The Nittany Lions fumbled and lost the ball on the Alabama eight in the first period. In the second quarter, they got to the one, but Hall's fourth down pass misfired. A field goal attempt by Stellatella from the Alabama 12 was blocked by Billy Richardson.

After a four-yard punt against the stiff wind by Tommy White, Penn State had one more chance on the Alabama 22 with less than a minute to go. They ran off one play, gaining four yards, and then came Hall's scoring pass to Kochman. This was the trickery coach Rip Engle had promised. It was Penn State's first fake field goal of the season.

Hall took over early in the second period after Lucas left the game because of a hip injury. Penn State's talented triple threat quarterback never got back into the ball game. While he was in, Lucas gained 54 yards in nine carries and completed one of four passes for 23 yards. Lucas, however, was the leading ground gainer.

On the fake field goal, Hall appeared to be ready to hold the ball for Stellalella's kick. Instead, he bounced up and pitched to Kochman, who made his way through the startled Alabama defense. It was Alabama's first defeat since its opening loss to Georgia, and Penn State's ninth victory in 11 games.

Two beautiful quick kicks by Gary O'Steen that carried 61 and 64 yards with the help of a following wind, kept Penn Stale penned up most of the first period. Still the Nittanv Lions managed an 89-yard march to the Alabama 1 before Don Cochran, who recovered two fumbles, pounced on a ball jarred loose from Kochman.

Jay Huffman was named the outstanding lineman of the day for his fine center play and excellent linebacking. Engle's Penn State club, which has used a variety of formations in a successful season, leaned heavily to the unbalanced line with both ends on the same side of the center. In the dressing room, Alabama coach Paul "Bear" Bryant had this comment: "We just got a good old sound thrashing."

It was Penn State's first bowl victory in three attempts. In the dressing room, Coach Engle smiled as he said, "We beat them at their own game - defense."

A crowd of 36,211 braved the elements at cavernous Philadelphia Municipal Stadium (later named John F. Kennedy Stadium).

SCORE BY QUARTERS

	1	2	3	4	-	F
Penn State	0	7	0	0	-	7
Alabama	0	0	0	0	-	0

Attendance: 36,211 (capacity: 102,000).

1960 BLUEBONNET BOWL

(9) Alabama 3, Texas 3

HOUSTON (Dec. 17, 1960) — A pair of linemen provided all the scoring as Texas and Alabama battled to a 3-3 deadlock in the second annual Bluebonnet Bowl played in Rice Stadium. A crowd of 68,000 saw Alabama End Tommy Brooker boot a 30-yard field goal in the third period to put the Crimson Tide out front. Then Texas tackle Dan Petty kicked a 20-yard field goal with just 3:44 left to play as the underdog Longhorns tied the score.

Alabama, with a 7-1-1 season record, went into the game as a slim one-point favorite. Except for one strong Alabama threat in the fading seconds of the first period, the game was one of booming punts by Texas' Bobby Nunis and Alabama's Laurien Stapp. The defenses played a mighty role in the game. Texas contained one Alabama drive on the one-yard line, and the Tide blunted Texas' offense and kept the Longhorns bottled up in there own end of the field most of the game.

Alabama got its score midway in the third period. Texas was forced to punt. Nunez' kick was taken on the Tide 40 by Bill Piper, who returned all the way to the Texas 34. Pat Trammel and Mike Fracchia worked to the 28 on two plays. Skelton hit and Norbie Ronsonnet with a pass on thee 14. Wilson carried to the 13 and then the Tide lost two downs on incomplete passes.

With fourth down and seven needed for a first down, the Tide elected to try a field goal. The ball was spotted on the 20-yard line and Brooker neatly toed it through the uprights with 7:21 remaining in the period,

Texas took the following kickoff and marched from the 23 to the Alabama 19 and bogged down. Petty came in for a field goal try. The ball was spotted on the 25, but Petty's kick was wide to the left. The big gainer in the Texas march was a 38-yard pass play from Mike Cotten to James Saxton. Texas finally broke into the scoring deep in the last period.

The Longhorns took over on a punt on the 26 and marched to the Tide three in 13 plays. A personal foul against Alabama aided the Texans in a key spot.

Texas pulled a fake field goal on the seven. Petty went in to boot, but instead of kicking, Cotton flipped a pass to Jack Collins on the four. Texas kicked its game-tying field goal on a fourth down and three situation. The ball was spotted on the 10 and Petty kicked good.

Alabama tried to come back via passes, but only got as far as the Texas 35. Texas mustered enough drive to move back into Bama territory and Petty attempted his third field goal try of the day from the 25. The kick was made just as the final gun sounded, but the kick was wide.

Statistics showed Texas had the best offense of the day, picking up 11 first downs to four and outgaining the Tide 124 yards to 65 on the ground. Alabama picked up 151 yards passing to 108 for Texas.

SCORE BY QUARTERS

	1	2	3	4	-	F
Alabama	0	0	3	0	-	3
Texas	0	0	0	3	-	3

Attendance: 68,000 (capacity: 70,000).

1962 SUGAR BOWL

(1) Alabama 10, (9) Arkansas 3

NEW ORLEANS (Jan. 1, 1962) — Alabama's defense proved to be the difference once again as the national collegiate football champs carved out a 10-3 victory over stubborn Arkansas in the Sugar Bowl classic.

Alabama wasted no time in lighting up the scoreboard. With only eight minutes gone in the opening period, the Crimson Tide moved 79 yards, with Fullback Mike Fracchia's 43 yard dash to the Porker's 12 highlighting the march. Quarterback Pat Trammell, who called a near perfect game, carried the remainder of the way on a rollout.

A record crowd of 82,910 watched as Tim Davis booted a 32-yard field goal in the second period to put Alabama out in front, 10-0.

Coach Frank Broyles' Razorbacks, finding it hard to puncture Bama's granite like defense, cut the Tide's lead to seven points when Mickey Cissell split the uprights with a 23 yard field goal in the third period. Alabama Head Coach Paul "Bear" Bryant, who guided the Crimson Tide to a perfect season (11-0), was bubbling with joy.

"I thought it was a great game," Bryant said with a smile. "I'm as proud of them as if the score had been 100-0. Wee came to play. Our boys rose up real well and stopped them on the big plays."

"Fracchia didn't let them catch their breath with his shots up the middle and Trammell, like always, did whatever he had to do. Our boys did a good job stopping Lance Alworth. He's a good competitor, but we just didn't give him a chance today. If we had, it could have been a different ball game."

Trammell, the Southeastern Conference total offensive leader in 1961, repeatedly picked up yardage with his seemingly slow style of running. However, the decisive factor was the hot pursuit of the Alabama line. The Crimson Tide, champions of the SEC, showed why they had the best defensive record in the country in 1961. They swarmed into the Arkansas backfield all afternoon. At the end of the first half, Alabama halted a Razorbacks drive on its own 10 and in the third period, halted the Hogs on the seven.

"We knew when we went into the game that we were going to have trouble grinding out yardage against this team." Broyles said. "But, we never thought it would be this hard. We just couldn't get our offense going. I guess the main reason was Alabama's great defense. Bama's offense was just what we expected - tough and aggressive. Our boys were tight and uneasy in the first half. That didn't help, but when you're playing the number one team in the nation, you expect that. In the second half, I thought we did a respectable job."

The game ended almost like it started, on a note of high drama. It started when Arkansas surged down the field with Alworth catching a 31-yard pass from quarterback George McKinney on the Alabama 43, only to fumble. After failing to move, Alabama punted to the Razorbacks' 20. Two plays later, Arkansas was the beneficiary of a pass interference call that gave the Razorbacks the ball on the Tide 40. McKinney immediately went to the air again, tossing one that barely eluded Alworth's hands at the goal line.

Alabama knocked down another pass and then Butch Wilson jumped high to intercept a third and stepped out of bounds inches short of the goal. Trammell butted up the middle three times and failed to budge the Razorbacks' line.

SCORE BY QUARTERS

	1	2	3	4	-	F
Alabama	7	3	0	0	-	10
Arkansas	0	0	3	0	-	3

Attendance: 82,910 (capacity: 80,985).

1963 ORANGE BOWL

(5) Alabama 17, (8) Oklahoma 0

MIAMI (Jan. 1, 1963) — In the Alabama dressing room after the Crimson Tide's 17-0 Orange Bowl victory over Oklahoma, a photographer asked Coach Paul Bryant to spell the name of a player whose picture he had just taken.

"That's Namath, son – N-A-M-A-T-H," Bryant said. "But don't worry about it. You'll learn how to spell it in the next couple of years."

If the photographer was unfamiliar with the name, the crowd of 73,380 that attended the 1963 Orange Bowl game – and millions more watching on television – were not.

Long before that game, Bryant said the precocious young man from Pennsylvania was ahead of Babe Parilli (whom he coached at Kentucky) as a sophomore. He rated Namath "potentially the finest quarterback I've ever coached."

Namath piloted his team 61 yards in ten plays for a touchdown in the first quarter. From the Oklahoma 5-yard line, he faked a handoff and a short pass, whirled, and sailed a long pass into end Richard Williamson's hands in the end zone.

A sleight of hand pitch-out to halfback Cotton Clark resulted in a 15-yard scoring sprint in the second period. It was the third play after Billy Piper returned a punt by Joe Don Looney to the Sooners' 34. First, Namath threw a pass to Williamson, good for 20 yards.

Next, and finally, Namath conducted a Tide surge from Oklahoma's 33 to the two-yard line. There, it was fourth down. Tim Davis, Alabama's placekicker, toed a 19-yard field goal. This third quarter opportunity arose when Looney, the nation's leading punter with an average of 43.4 yards, was hurried by guard Frankie McClendon's rush and got off a kick of only seven yards.

Lee Roy Jordan was as fine a linebacker as has ever played in the South. Perhaps no one in college football in 1962 had his almost instinctive ability to seek out the ball carrier so quickly and bring him down so abruptly. It is doubtful if Bryant ever praised a player quite as much.

Jordan finished the game with an Alabama bowl record 31 tackles.

Fifteen seniors finished the best three years (29-2-2) Alabama had ever known to that point in football. Only a matter of a few inches, the distance by which Jack Hurlbut failed to make a two-pointer after the only touchdown against Georgia Tech (Tech won, 7-6), separated the Tide from two straight national championships.

SCORE BY QUARTERS

	1	2	3	4	-	F
Alabama	7	7	3	0	-	17
Oklahoma	0	0	0	0	-	0

Attendance: 73,380 (capacity: 72,000).



1964 SUGAR BOWL

(8) Alabama 12, (7) Mississippi 7

NEW ORLEANS (Jan. 1, 1964) — This was no ordinary Sugar Bowl game. It snowed on the eve of the game and that was just the first of some unusual occurrences.

With junior standout quarterback Joe Namath suspended for disciplinary reasons, sophomore Steve Sloan, showing the poise and savvy of a veteran, guided the Crimson Tide to a 12-7 victory over the heavily favored Mississippi Rebels, but it took four Tim Davis field goals to turn the trick.

Davis's kicks of 31, 46, 22 and 48 yards earned the senior from Columbus, Ga., the Outstanding Player award. His four field goals were a bowl record and his 48-yarder was the longest in bowl history at the time.

It was 3-0 after the first quarter, 9-0 at halftime and 12-0 going into the final quarter. The Rebels finally got on the scoreboard when Larry Smith took a five-yard pass from Perry Lee Dunn. Billy Irwin kicked good and it ended just that way, 12-7, Alabama.

With snow piled on the edge of the playing field, the Tide put on a great display of how to win under adversity. The alert Crimson Tide gobbled up six Rebels fumbles and intercepted three Rebels passes. And while Mississippi piled up more yardage (248 to 194), it was Alabama that controlled the football by running 69 plays to only 48 for the Rebels.

In the final quarter the Tide defense stopped the Rebels on Alabama's 2, 9 and 28-yard lines to seal the verdict.

SCORE BY QUARTERS

	1	2	3	4	-	F
Alabama	3	6	3	0	-	12
Mississippi	0	0	0	7	-	7

Attendance: 80,785 (capacity: 80,985).

1965 ORANGE BOWL

(5) Texas 21, (1) Alabama 17

MIAMI (Jan. 1, 1965) — Favoring a knee that he had severly injured earlier in the 1964 season, Alabama quarterback Joe Namath put on a memorable show while nearly pulling out a comeback victory, but the Texas Longhorns rose up to stop Namath inches short of the goal line late in the game to win, 21-17, over the national champion Crimson Tide.

Namath was a shoo-in for the game's Most Valuable Player honors, hitting on 18 of 37 passes for 255 yards and two touchdowns. All of this after his knee was hurting so much that he couldn't start the game.

Texas struck first, scoring with just 23 seconds left in the first quarter when big Ernie Koy sped 79 yards. In the second period, Jim Hudson fired a 69-yard bomb to George Sauer to put Texas on top, 14-0.

The Tide battled back, marching 87 yards, with Namath passing seven yards to sophomore Wayne Trimble for the score.

Texas got a couple of breaks for its next score just before halftime. The Longhorns were seemingly stopped and went for a field goal. Alabama's Creed Gilmer raced through to block it and David Ray recovered for the Tide and rambled three yards before fumbling. Texas recovered to regain possession.

On the next play Hudson went back to pass and was dumped by Jim Simmons for a loss, but on the play Alabama was guilty of holding a receiver down field and it gave the Horns a first down on the Tide 13. Three plays later, Koy went around right end from the one and it was 21-7 at halftime.

Namath then put the Tide into motion in the second half. He hit Tommy Tolleson, Wayne Cook and Ray Perkins for passes to move to the Texas 20, then hurled a perfect strike to Perkins for the score. In the fourth quarter, Namath got the offense going again, only to bog down and have to settle for a David Ray field goal to cut it to 21-17.

Jimmy Fuller intercepted a Texas pass in the fourth quarter, then Namath and Steve Bowman moved the ball within inches of the Longhorn goal, but on fourth down, linebacker Tommy Nobis and the Texas line stopped Namath and ended Alabama's hopes.

Moments later, when Alabama swarmed into the offensive again, Pete Lammons, who played a titanic role for Texas on defense, snared a pass on the Texas 32, and that was the ball game. There was less than three minutes to play and time ran out for Alabama.

Koy, son of a former major league baseball player, was the leading ground gainer of the game. He ran for 145 yards in 24 tries for a 5.5 average.

Alabama's leading ground gainer was Bowman, with 23 yards in 10 carries. This gave and indication of the might of the Texas defense, rated fifth best in the country on the ground.

Steve Sloan, who started the game at quarterback for Alabama on a fragile knee hurt in the season's final game, threw seven times for 43 yards. He and Namath threw 44 passes between them - an Orange Bowl record at the time.

SCORE BY QUARTERS

	1	2	3	4	-	F
Texas	7	14	0	0	-	21
Alabama	0	7	7	3	-	17

Attendance: 73,647 (capacity: 72,000).

1966 ORANGE BOWL

(4) Alabama 39, (3) Nebraska 28

MIAMI (Jan. 1, 1966) — The third-ranked Nebraska Cornhuskers and the fourth ranked Alabama Crimson Tide both entered their Orange Bowl matchup with longshot aspirations at the National Championship. Things looked up by game time as number one ranked Michigan State was upset by UCLA in the Rose Bowl and number two ranked Arkansas fell victim to LSU in the Cotton Bowl. The scene was set for the winner of the Orange Bowl to claim the national crown.

The Orange Bowl featured two explosive offensive teams with different approaches to their attack. Bear Bryant's Crimson Tide Tide used the accurate throwing arm of quarterback Steve Sloan to rebound from an early season loss to Georgia and a tie with Tennessee, while Bob Devaney's Cornhuskers hit the ground running averaging 290 rushing yards per game and 32.1 points per game.

Alabama took the first lead five and a half minutes into the game. Sloan guided the Tide on a 61-yard drive to score on a 21-yard pass play to Ray Perkins. Perkins grabbed the scoring pass at the 15 and wiggled away from a pair of defenders to skip into the end zone.

The Huskers rallied back early in the second to tie the score. The first Husker tally came on a 33-yard pass from quarterback Bob Churchich to end Tony Jeter. Alabama coach Bear Bryant gave quarterback Steve Sloan the green light to throw on any down who then opened up an offensive onslaught to bury the Huskers by halftime.

Alabama scored two touchdowns and a field goal in the second period to post a 24-7 lead by halftime. The first score followed a 39-yard Sloan to Perkins pass that took the ball down to the NU 13. Leslie Kelley took the ball over from 4 yards out for the touchdown. The second score followed a 93-yard Tide drive, capped by an 11-yard pass from Sloan to Perkins. A David Ray field goal later in the period sent the teams to the locker rooms with the Tide sporting a 17-point lead.

Nebraska pulled back into the game early in the third period on a 49-yard touchdown pass from Churchich to Ben Gregory, but the point-after kick was missed. The Tide lengthened their lead with a 1-yard touchdown run by Steve Bowman and a two point conversion to make the score 32-13 after three periods.

Nebraska wasn't ready to give up in the fourth period. Churchich scored his first touchdown of the day on a 1-yard plunge. Alabama kept the comeback in check later in the period by turning in another Bowman touchdown run, this time from three yards out. Nebraska added a late 14-yard touchdown pass from Churchich to Tony Jeter but it wouldn't be enough as the Crimson Tide claimed the National Championship with a 39-28 Orange Bowl win.

Sloan's 20 for 28 passing performance broke the Orange Bowl pass completion record, set just one year prior by fellow Tide quarterback Joe Namath. Sloan's 296 yards in the air also set a new Orange Bowl standard. Perkins finished his day with 9 completions for 159 yards.

Nebraska was held to 232 yards rushing, almost 60 yards below their average, and were victimized by four fumbles and an intercepted pass. The Huskers finished the season 10-1 and ranked number five in the nation by the Associated Press.

SCORE BY QUARTERS

	1	2	3	4	-	F
Alabama	7	17	8	7	-	19
Nebraska	0	7	6	15	-	28

Attendance: 72,214 (capacity: 72,000).

1967 SUGAR BOWL

(3) Alabama 34, (6) Nebraska 7

NEW ORLEANS (Jan. 1, 1967) — Nebraska's hopes for a revenge victory over Alabama's Crimson Tide in the 1967 Sugar Bowl Classic ended abruptly — the first play of the game, to be exact.

The Cornhuskers, 39-28 Alabama victims in the 1966 Orange Bowl, picked the Sugar Bowl for a chance to meet the Tide again, and by doing so became the only Big 8 team to land a spot in the four major bowls. But that was the only satisfaction the Huskers could gain as The Tide struck early and quickly established dominant superiority.

On the first play after the opening kickoff, Tide quarterback Kenny Stabler blazed the ball through the soggy, leaden skies to All America end Ray Perkins sailing full speed at the NU 40. Perkins wasn't hauled down until he hit the Husker 27. Seven plays later Alabama scored and launched the rout that was to see the Tide lead, 17-0 at the quarter, 24-0 at the half and 27-0 before the Huskers could muster a fourth-quarter touchdown and avert a shutout.

It was a convincing display of Alabama speed, quickness and determination as the Tide sought to become the only major unbeaten claimant to the national title.

Stabler's pin-point passing, Perkins' amazing pass catching skills and some fine running by Stabler — he won the Miller-Digby Memorial Trophy as the outstanding player of the game — put the Cornhuskers in a huge hole early and they were never able to regain the initiative.

The heavier Cornhuskers, unable to utilize their ball-control strategy against the lighter, swifter Tide, were forced to play catch-up from the opening gong and simply couldn't master Alabama's rock-ribbed defense until the final period.

Nebraska, led by quarterback Bob Churchich, made a game try — Churchich tied a pass attempt record (34), set a new completion record (21) and passed for 201 yards — but five interceptions (two against Churchich) dashed comeback hopes at every turn.

Alabama's win was bolstered by a solid edge in statistics. The Tide out-rushed Nebraska 157-84, out-passed the Huskers 279-213 and out-downed NU, 19-16.

The Cornhuskers finally broke the scoring ice on the first play of the fourth quarter when Churchich capped a 70-yard, 9-play with a 15-yard, scoring toss to junior fullback Dick Davis. Davis took the ball at the 10 and powered in for the Husker touchdown and Larry Wachholtz kicked the point-after conversion.

Following the game, Nebraska Coach Bob Devaney confirmed what most of the fans were thinking when he said: "The Alabama team today is the best football team I've ever seen - they're No. 1, all right."

SCORE BY QUARTERS

	1	2	3	4	-	F
Alabama	17	7	3	7	-	34
Nebraska	0	0	0	7	-	7

Attendance: 82,000 (capacity: 80,985).

1968 COTTON BOWL

Texas A&M 20, (8) Alabama 16

DALLAS (Jan. 1, 1968) — "The big plays won for us again," said head coach Gene Stallings of Texas A&M as he reviewed his team's 20-16 triumph over Alabama in the Cotton Bowl. Big plays and Alabama mistakes - the kind of mistakes that led Alabama head coach Paul "Bear" Bryant to contend earlier in the 1967 seasons that the defense can outscore the offense.

Alabama was making the mistakes and the Aggie defense was cashing in on them. Bryant, who coached Stallings at A&M in the 1950s, took the young man with him to Alabama as an assistant, lamented over his team's mistakes, but spent his time telling Stallings how proud he was that he could bring A&M out of a four-game losing streak to the Southwest Conference championship, then victory in the Cotton Bowl to run his winning string to seven.

Bryant came across the field and carried Stallings around like a football team often does a winning coach. Stallings couldn't help himself — the Bear outweighed him by about 75 pounds.

The Aggies took the field with a 6-4 record compared with proud Alabama's 8-1-1. The Aggies, playing in their first bowl game in 26 years while Alabama was in its 21st, cashed in on a pass interception and a recovered fumble for touchdowns, then saw Wendell Housley smash 33 yards in two runs for the touchdown that sealed the game.

Ken Stabler ran for two Alabama touchdowns, and Steve Davis kicked a 36-yard field goal for the Alabama scores. Stabler worried the Aggies throughout with his passing. He had three of his throws intercepted and was smothered repeatedly by the vicious Aggie rush. Alabama scored first on an 80-yard drive with Stabler running the last three yards. A&M's Tommy Maxwell intercepted a Stabler pass to set up the tying touchdown, made by Larry Stegent, who took a 13-yard toss from Hargett.

Davis kicked his field goal opening the second period, and Alabama led 10-7. With only 21 seconds left in the half, the Aggies scored after a 56-yard drive with Hargett throwing for 59, three of which made up for an Aggie loss. His seven-yard toss to Maxwell in the end zone brought the score. Charlie Riggs missed the extra point try when the ball hit the cross bar and A&M led 13-10 at the half.

A 28-yard kick by Davis set the Aggies up on their 48 early in the third period, and A&M, behind the passing of Hargett and the running of Housley, slammed 52 yards for the touchdown that gave A&M victory. Hargett passed for 10 and ran for one and Stegent ran for seven before Hargett turned it over to Housley, who battered the Alabama line for 13 yards and then 20 more and the touchdown.

Alabama came back fighting and surged 83 yards for a touchdown, with David Chatwood running for 28, Ed Morgan chipping in with a six-yard dash and Stabler passing for 41. Stabler got the score with a run over tackle from the seven. There was no more scoring as A&M failed to cash in on a Stabler interception and again fumbled the ball away on what appeared to be another touchdown drive.

The Aggies had pushed to the Alabama 22 when Hargett fumbled and Alvin Samples recovered on the Tide 27. The Tide then started its last desperate drive with Stabler throwing the football. The Tide was aided by a personal foul against the Aggies that put the ball on the Alabama 44. Stabler pitched to All-American Dennis Homan on the A&M but the Aggies held and took over on their 26.

SCORE BY QUARTERS

	1	2	3	4	-	F
Texas A&M	7	6	7	0	-	20
Alabama	7	3	6	0	-	15

Attendance: 75,000 (capacity: 75,504).



1968 GATOR BOWL

(16) Missouri 35, (12) Alabama 10

JACKSONVILLE, Fla. (Dec. 28, 1968) — Missouri startled Alabama with a newly-installed Power I offense that the Tigers perfected in secret workouts and blunted the Crimson Tide's attack with a vicious defense that swept the Tigers to a 35-10 victory before 68,011 in the 24th annual Gator Bowl.

It was the worst beating a Paul Bryant-coached Alabama team had ever suffered and the statistics told the story. Alabama had minus-45 yards rushing and a total offensive output of just 23 yards. Missouri banged out 402 yards rushing, but didn't complete a single pass although it really wasn't necessary. Alabama made just six first downs to 21 for the Tigers.

McMillan scored three Tiger touchdowns on short runs and baffled Alabama throughout the nationally televised football battle with his deft pitchouts on the option. McMillan never completed a pass, but he never had to. He did have a pair of tosses picked off that gave Alabama its only points. Defensive back Donnie Sutton raced 38 yards with an interception for an Alabama touchdown in the second quarter, and Mike Dean's fourth quarter interception set up his 25-yard field goal.

The Missouri defense, anchored by ends Elmer Benhardt and Bill Schmitt, blunted Alabama's running and passing attack. Crimson Tide quarterbacks were thrown for losses nine times. Alabama, losing three games in a season for the first time since 1958, managed only three first downs in the first three quarters. The Tide stayed in contention until the late minutes only with the help of its two pass interceptions and a pair of Tiger fumbles.

But Roger Wehrli, Missouri's All-American safety, clinched the Tigers' fourth straight bowl triumph with a late interception that set up McMillan's third touchdown, a two-yard run. In the dosing minutes, Greg Cook ran 37 yards from scrimmage and Dennis Poppe raced 47 yards with an interception to pad the margin.

McMillan scored in the first quarter on a four-yard burst, and he gave the Tigers a 14-7 lead in the second period with a five-yard scoring run. The Tigers, who operated from the "regular I" during a 7-3 season, changed their attack during Gator Bowl workouts "to give us stronger running." Missouri head coach Dan Devine said.

The switch paid off with Cook, McMillan, Jim Harrison and Ron McBride all cracking through the Tide line. Missouri gained 404 yards rushing, with Cook collecting 179. Alabama gained only 45 yards on the ground and added but 68 through the air. Quarterback Scott Hunter was so harassed by the Missouri ends that be hit only seven of 25 throws and was thrown for losses totaling 61 yards.

Alabama, a slim favorite after its 8-2 season record, never led. The Tigers took the opening kickoff and McMillan drove the Tigers to a 7-0 lead in 11 plays. Alabama never led although the Tide did roll to a brief tie on Sutton's scoring interception.

Bryant bad not lost three times in a season since his first year at Alabama in 1958. The Missouri explosion was particularly surprising because the Tigers rolled without completing a pass against a team that had given up only 104 points during the regular season.

SCORE BY QUARTERS

	1	2	3	4	-	F
Missouri	7	7	0	21	-	35
Alabama	0	7	0	3	-	10

Attendance: 68,011(capacity: 70,000).



1969 LIBERTY BOWL

Colorado 47, Alabama 33

MEMPHIS, Tenn. (Dec. 13, 1969) — The enthusiastic Liberty Bowl committee wanted a high-scoring football game to enhance its reputation and they certainly got it when they matched Colorado and Alabama.

All-American Bob Anderson rushed for three touchdowns and 254 yards Saturday to lead the University of Colorado to a come-from-behind 47-33 victory over Alabama in the 11th annual Liberty Bowl.

Trailing 33-31 going into the final period, Anderson, who earlier had run four yards for a touchdown, turned in scoring jaunts of two and three yards to carry the Buffaloes to victory.

Alabama's Bear Bryant had told his team "honor and pride" were awaiting them if they could win the post-season game since they had posted the worst regular season record (6-4) in more than a decade.

Colorado jumped off to a 17-0 lead and went to the dressing room at halftime leading 31-19. Colorado scored on the opening drive with Ward Walsh blasting over from the 13 to cap an 80-yard drive in eight plays. Later in the quarter, Dave Haney kicked a 30-yard field goal to extend the Colorado lead to 10-0. The Buffaloes made it 17-0 via the power running of Anderson, who barged over from four yards out to cap an 80-yard march in just eight plays.

But the Tide got in a few surprises of their own, with dropback passer Scott Hunter dashing 31 yards on a surprise run to make it 17-7. Later in the quarter Alabama's George Ranager took a pitchout and got a key block from Johnny Musso to score from the six and it was 17-13, as Alabama went for two and failed.

But it took the Buffaloes only six plays to respond with Walsh popping over from the 15. Alabama wasn't finished, however, and drove 72 yards in seven plays to score with Musso going in from the two. Again, the Tide went for two and failed, but it was 24-19 with just 46 seconds left in the first half. Jim Duke's kickoff was fielded by Bob Mastern on the Buffs' 9, where Mastern handed the ball off to Steve Engle, who raced 91 yards to score for a 31-19 Colorado lead at halftime.

Alabama received to open the second half. On second and 10 from its 45-yard line, Neb Hayden arched a long pass to Griff Langston, who gathered it in and raced home to score, to trim the Colorado lead to 31-26.

Alabama's Steve Williams intercepted a CU pass a few minutes later and the Tide was at it again. Hayden again went to the air and hit Musso with a 10-yard touchdown pass to put the Tide out in front of the hectic offensive show by a 33-31 margin.

Colorado's Anderson then slid off left tackle from the two to put the Buffs in front for good, 38-33. Alabama's Hayden was caught in the end zone later in the game for a safety to give Colorado a 40-33 lead.

With time running out and Alabama trying to make a last ditch comeback, the Crimson Tide went for it on fourth and 18 from its own 18 and could not convert. Colorado then marched down the short distance with Anderson scoring from the three with just 45 seconds left to make it a 47-33 final score.

SCORE BY QUARTERS

	1	2	3	4	-	F
Colorado	10	21	0	16	-	47
Alabama	0	19	14	0	-	33

Attendance: 50,042 (capacity: 50,160).

1970 BLUEBONNET BOWL

Alabama 24, (20) Oklahoma 24

HOUSTON (Dec. 21, 1970) — Two offensive-minded football teams battled to a 24-24 deadlock in Houston's Astrodome in the Astro-Bluebonnet Bowl as Alabama and Oklahoma fought tooth-and-nail down to the wire.

There was a total of 843 yards total offense in the game but, while the defenses weren't anything to brag about, both teams did make some key stops along the way.

Alabama scored first as tight end Randy Moore gathered in a four-yard Scott Hunter pass to cap a 54-yard, eight-play drive. Oklahoma responded with a touchdown drive to tie the game with Joe Wylie scoring from the two. It was 7-7 after one quarter and things were just heating up.

In the second quarter, Alabama marched to within the shadow of the Oklahoma end zone, only to have an interception kill the drive. The Sooners came back with a 58-yard scoring run out from swift Greg Pruitt to go on top, 14-7.

After a missed field goal attempt by Alabama, Oklahoma extended its lead to 21-7 as Pruitt followed a key block from Wylie and dashed 25 yards to score. With the game in danger of getting out of hand, Alabama was able to bounce back just 14 seconds left in the second quarter as Hunter hit David Bailey with a five-yard scoring pass to narrow the deficit to 21-14 at halftime.

In the third quarter, Alabama's Richard Ciemny kicked a 20-yard field goal to narrow the gap to 21-17. That set up an intense fourth quarter.

With 7:36 left and Alabama facing a fourth down at the Sooner 25, running back Johnny Musso took a handoff and started wide to his right. He then stopped and fired a left-handed pass back to quarterback Hunter. That pass caught the Sooners napping, with Hunter making a dash to score. The play gave Alabama the lead, 24-21.

With only 59 seconds left, OU field goal specialist Bruce Derr hit on a 42-yard attempt to tie the game at 24-24. But Alabama was able to mount one final threat. Oklahoma tried an onside kick, but it was recovered by the Tide had it at the OU 40. Musso broke loose for 21 yards to the 19. Dave Brungard got two yards, then Hunter was sacked for a one-yard loss.

With just five seconds left Alabama called time out. Ciemny lined up for a 34-yard field goal try that would win the game, but Oklahoma's John Shelley get a hand on it and deflected the kick to preserve the tie.

Hunter completed 13 of 26 passes for 174 yards as the Crimson Tide rolled up a total offense of 428 yards. Oklahoma, with Leon Crosswhite gaining 111 yards in 20 carries and Pruitt adding 97 in eight carries, finished with a 415 total.

Pruitt took the game's outstanding back award while Alabama linebacker Jeff Rouzie was named the top lineman.

SCORE BY QUARTERS

	1	2	3	4	-	F
Alabama	7	7	3	7	-	24
Oklahoma	7	14	0	3	-	24

Attendance: 53,822 (capacity: 53,050).

1972 ORANGE BOWL

(1) Nebraska 38, (2) Alabama 6

MIAMI (Jan. 1, 1972) — It was billed as the National Championship Game as Nebraska entered the game ranked first with Alabama ranked second. But the Cornhuskers quickly salted away not only the game but the national title with a 38-6 win that was greatly aided by a mistake-filled effort by the Crimson Tide.

Played before 78,151 in 70-degree weather, the Orange Bowl showed no ill effects from a two-hour downpour that ended just before the game. Nebraska's incomparable Johnny Rodgers' 77-yard punt return in the opening quarter served notice that the Huskers' one touchdown favorite odds were not nearly enough.

But it was the work of the Huskers defense that was responsible for keeping the Huskers' unbeaten string going up to 32 and winning streak to 23. The Blackshirts held the Tide to a single touchdown. The unit set up three touchdowns by recovering fumbles and a fourth via an interception returned to the Tide 1-yard line.

With Nebraska clinging to a 6-0 lead eight seconds before the end of the first quarter, the Blackshirts forced a punt by Alabama's Gregg Gantt. It was not the long, driving type of punt, beyond the defensive cover that is Rogers' favorite type. He gambled by picking up a bouncer with enemies in close at his 23. He darted to his right, shaking loose from the first foe. A key block by Jim Anderson allowed the junior sprinter to turn the corner. Another block was supplied by Jerry List, who lost his helmet in the process. From midfield on, it was no contest as Rodgers logged his fourth punt return touchdown of the season and sixth of his career. The 77-yarder was three yards short of the Orange Bowl record.

If that play didn't take the starch out of the Tide, the next play did. Steve Williams was decked by Randy Borg while returning the kickoff. The ball popped free and into the inviting arms of John Peterson 27 yards from the Tide goal. Seven plays later, the Huskers were sitting happily on a 21-0 lead. Tagge's 20-yard pass to Gary Dixon, only the second reception of the year by Dixon, carried it to the nine. Two carries by Dixon netted two yards and Tagge passed to substitute fullback Maury Damkroger, who was jolted out of bounds inches from the end zone. Tagge's fourth-down sneak for the touchdown came with 12:43 left in the half.

Alabama came back in the second half with grit and determination to earn whatever comfort can be found in statistics. The Tide's All-American halfback Johnny Musso gained a much-deserved 79 yards on 15 carries, but he, like other highly touted backs, toiled in the shadows of NU's Kinney, who rushed for 99 yards on 20 carries.

Alabama's most effective weapon was the option running and draw plays of its quarterbacks, Terry Davis during a third quarter bid and Butch Hobson after Davis was injured in the fourth quarter. After Husker cornerback Joe Blahak punted, Alabama's initial post-intermission threat ended with an end-zone interception, the Tide rolled 55 yards, with Davis stepping 28 and 10 yards before turning the left side on fourth and three and taking Blackshirts Dave Mason and John Dutton into the end zone with him. But that was the extent of Alabama's challenge until the game-ending drive that ended on Nebraska's eight.

Nebraska added three more points on a 21-yard Sanger field goal on the last play of the third quarter and a final touchdown following Anderson's interception. Nebraska's last touchdown was scored by backup quarterback Van Brownson.

SCORE BY QUARTERS

	1	2	3	4	-	F
Nebraska	14	14	3	7	-	38
Alabama	0	0	6	0	-	6

Attendance: 78,151 (capacity: 80,010).

1973 COTTON BOWL

(7) Texas 17, (4) Alabama 13

DALLAS (Jan. 1, 1973) — Billed as "The Battle of the Wishbones", this Cotton Bowl clash found Texas storming from behind in the fourth quarter to capture a 17-13 decision on a cold and blustery day in which the Crimson Tide was unable to get it together on offense.

Following Steve Wade's interception for Alabama, the Crimson Tide's Gregg Gantt kicked a Cotton Bowl record 50-yard field goal to give the Tide an early 3-0 lead. After an exchange of punts, Wade grabbed his second interception of the young game and raced 42 yards to the Texas 31. On the next play, Wilbur Jackson took a pitch wide to the right and behind Joe LaBue's clearing block, cruised untouched for the touchdown and Bill Davis quickly added the extra point to make it 10-0.

Texas drove to a field goal of 24 yards by Billy Schott to pull Texas within 10-3. A short time later, with just eight seconds remaining in the first half, Bill Davis banged through a 30-yard field goal for Alabama to push its halftime lead to 13-3.

A short Tide punt in the third quarter gave Texas good field position and the wishbone-driven Horns drove 59 yards in 15 plays. Quarterback Alan Lowry raced in from three yards out and Schott's kick cut the Alabama lead to 13-10.

Alabama reeled off an impressive fourth quarter drive from its 20 to the Texas 34 where on first down Terry Davis went for broke and tried to hit Wayne Wheeler with a touchdown pass, only to have Texas defensive back Terry Melancon intercept in the end zone.

Texas, going to the air behind Lowry, marched to the Tide 34, from where Lowry bootlegged the final 34 yards, tightrope walking the sidelines for the winning touchdown. Television replays and newspaper still photos showed that Lowry may have stepped out of bounds on his winning run, but the play stood and Schott's kick made it 17-13.

The Tide wasn't finished, though, and marched from its 10 to the Texas 43, where Jackson was stopped short on a fourth and one play, Texas taking over and hammering the final nail into the Tide's coffin.

SCORE BY QUARTERS

	1	2	3	4	-	F
Texas	0	3	7	7	-	17
Alabama	10	3	0	0	-	13

Attendance: 72,032 (capacity: 72,032).

1973 SUGAR BOWL

(3) Notre Dame 24, (1) Alabama 23

NEW ORLEANS (Dec. 31, 1973) — It was the first meeting between two giants of college football – Alabama and Notre Dame. The game was the latest version of "The Game of the Century," and it certainly lived up to every inch of newspaper space and moment of air time on radio and television.

Notre Dame won 24-23, in one of the true classics of college football history. The game had everything – six lead changes, outstanding plays in all phases of the game, a tense finish and dramatic play calling. With the close victory, Notre Dame vaulted from third to first in the final Associated Press (AP) rankings. Alabama had finished first in both polls in the regular season and remained the United Press International (UPI) champion, as that ranking did not have a post-bowl survey.

Alabama could have put the game away in the third quarter, but the Tide couldn't deliver the knockout punch. Notre Dame ran back a kickoff for a touchdown and dominated the earlygoing. Led by quarterback Tom Clements, who sprayed passes of 19, 26 and 14 yards to split end Pete Demmerle, the Irish offense scored first in the opening quarter. Fullback Wayne Bullock capped a 64-yard scoring drive with a six-yard run into the end zone.

Alabama responded in the second quarter, producing three long drives that resulted in a pair of scores – the first when Randy Billingsley scored on a six-yard run and Bill Davis added the extra point that put Alabama up by one (7-6) with 7:30 remaining. On the ensuing kickoff, Notre Dame's Al Hunter stunned the crowd with a dazzling 93-yard return, the longest in Sugar Bowl history. The Irish went for two and converted for a 14-7 lead.

Alabama moved deep into Notre Dame territory late in the second quarter but had to settle for a 39-yard field goal by Davis. At the start of the second half, Alabama marched 93 yards to take a 17-14 lead after Wilbur Jackson's five-yard scoring run.

A short time later, Notre Dame linebacker Drew Mahalic recovered a Tide fumble in mid-air and took the ball to the Alabama 12-yard line. On the first play from scrimmage, Eric Penick dashed 12 yards for the score. The extra point gave the Irish a 21-17 lead with 2:30 left in the third quarter.

Early in the fourth period, the game took a wild turn with three turnovers in 90 seconds. Alabama gambled with a trick play that paid off. With the ball on the Notre Dame 25, second-string quarterback Richard Todd handed off to halfback Mike Stock, then raced to the sidelines where he took a return pass from Stock and went in for the score – but Davis missed the conversion try and Alabama was left with a 23-21 lead and 9:33 remaining.

Notre Dame responded by driving 79 yards in 11 plays. The Irish reached the Alabama 3-yard line and Thomas came on to kick a 19-yard field goal with 4:26 remaining for the final 24-23 margin.

SCORE BY QUARTERS

	1	2	3	4	–	F
Notre Dame	6	8	7	3	–	**24**
Alabama	0	10	7	6	–	**23**

Attendance: 85,161 (capacity: 80,985).



1975 ORANGE BOWL

(9) Notre Dame 13, (2) Alabama 11

MIAMI (Jan. 1, 1975) — A rematch of the previous year's national championship showdown produced another painful, close loss for Alabama. Notre Dame once again proved to be the spoiler for Alabama's national championship dreams, upsetting the Crimson Tide, 13-11.

Alabama was ranked first in the nation in the United Press International (UPI) poll and second by the Associated Press (AP) going into the game, with Notre Dame being eighth and ninth. A year before when the two had met with the Sugar Bowl as the setting, Notre Dame won 24-23 and vaulted to the national title.

Notre Dame built a 13-0 lead in the first half and withstood a furious Alabama rally in the game's final minutes.

The scoring started midway through the first quarter when Alabama fumbled a Notre Dame punt and Al Samuel recovered for the Irish at the Crimson Tide's 16-yard line. Three plays later Notre Dame faced a fourth-and-one play at the Alabama 7-yard line. Wayne Bullock powered his way over the left side for three yards and a first down. On the next play, he rumbled into the end zone on a four-yard run for the first Irish score. Dave Reeve added the extra point.

With 50 seconds left in the first quarter, the Irish offense took control at its own 23-yard line as quarterback Tom Clements engineered a 77-yard scoring drive in 17 plays, taking 7:21 off the clock. The Irish attempted only one pass in the march, rushing 16 times for 68 yards on the drive. An offsides call on Alabama on a field-goal attempt revived the drive. The Irish made the most of the opportunity, with Mark McLane breaking free from nine yards out for the score. Reeve missed the point-after, but Notre Dame led 13-0.

A Notre Dame fumble on their next possession gave the Tide the football on the Irish 40-yard line. Alabama went to the air with quarterback Richard Todd hitting Ozzie Newsome for 11 yards and Jerry Brown for 12 yards, as the Tide marched to the Notre Dame 8-yard line. The Irish defense held, and Alabama scored on a 21-yard field goal by Danny Ridgeway with 1:45 left before halftime.

After a scoreless third quarter Alabama – which averaged only 11 passes a game during the season – again went to the air. Todd carried the Tide to the Irish 12-yard line but then threw an interception to John Dubenetzky

On fourth down of the next Tide drive, needing five yards for a first down, Todd threw a 48-yard touchdown pass to Russ Schamun with 3:13 remaining. The Tide added two points on a conversion pass from Todd to George Pugh to close the deficit to 13-11.

With 1:39 left, Alabama got the ball back at its own 38-yard line needing only a field goal to win. Todd tossed to Schamun for a 16-yard gain and hit Randy Billinsley for an eight-yard reception to the Irish 38. But Notre Dame's Reggie Barnett intercepted Todd's next throw to clinch the verdict in favor of the Irish.

For Alabama, linebacker Leroy Cook was the defensive standout while fellow linebacker Ronnie Robertson led in tackles with 11. Alabama outgained the Irish in total offense, 285 to 204, but had four turnovers. Todd completed 13 of 24 passes, six of them to the freshman Newsome for 68 yards and five to Schamun for 126.

SCORE BY QUARTERS

	1	2	3	4	-	F
Alabama	0	3	0	8	-	11
Notre Dame	7	6	0	0	-	13

Attendance: 71,801 (capacity: 80,010).

1975 SUGAR BOWL

(4) Alabama 13, (8) Penn State 6

NEW ORLEANS (Dec. 31, 1975) — Alabama ended its eight-year bowl losing streak in a memorable way with a hard-fought victory over an outstanding team. The Crimson Tide's first bowl victory since January 1, 1967 (a 34-7 victory over Nebraska in the Sugar Bowl) was a 13-6 victory over the Penn State Nittany Lions.

It was the first Sugar Bowl played inside the climate-controlled Louisiana Superdome, matching third-ranked Alabama (10-1) against seventh-ranked Penn State (9-2).

Richard Todd, Alabama's senior quarterback, put on an offensive show, completing 10 of 12 passes for 205 yards. In running the Tide's wishbone offense to near perfection, he was named the game's Most Valuable Player. Todd passed 55 yards to split end Ozzie Newsome to set up the game's only touchdown in the fourth quarter.

Todd, who had suffered a cut finger on Christmas Day, came out with his finger bandaged, and Penn State stacked its defense while daring him to throw. That strategy cost the Nittany Lions dearly in the early going. Joe Dale Harris, a surprise starter, ran a turn-in pattern while Todd released his throw just before being engulfed by the defense.

With State's minimal coverage, Harris broke free and turned the short pass into a 54-yard gain. That play eventually led to a 25-yard field goal by Danny Ridgeway and a 3-0 Alabama lead that held up to the half.

Penn State's Chris Bahr tied the score with a 42-yard field goal in the third quarter, but Todd brought the Tide back quickly. At the Penn State 35 following a timeout, Todd pump faked PSU freshman Bill Crummy and Newsome broke back to the sideline and caught the pass 25 yards downfield, being brought down at the 10. Todd lost four yards recovering a fumble, but Mike Stock swept into the end zone behind a ferocious block by Newsome.

Bahr cut the margin to 10-6 with a 37-yard field goal in the fourth quarter, but Ridgeway answered for Alabama with a 28-yard kick for a 13-6 lead. With 3:19 left, Penn State got its last chance. The Nittany Lions inched out to their 39 before Alabama stopped the Nittany Lions on a fourth-and-one play with 1:15 to go.

SCORE BY QUARTERS

	1	2	3	4	-	F
Alabama	3	0	7	3	-	13
Penn State	0	0	3	3	-	6

Attendance: 75,212 (capacity: 75,212).



1976 LIBERTY BOWL

(16) Alabama 36, (7) UCLA 6

MEMPHIS, Tenn. (Dec. 20, 1976) — A Liberty Bowl-record crowd of 52,737 braved freezing temperatures and gusting winds at speeds up to 31 miles per hour at the 18th annual Liberty Bowl. This game, playfully referred to as "The Refrigerator Bowl", was blown open by the Alabama defense, which stopped the Bruins twice on fourth down plays – once at the Crimson Tide 1-yard line, and another time by an interception on a third down at the Alabama 1.

After Bucky Berrey opened the scoring with a 37-yard field goal midway through the first quarter for a 3-0 Alabama lead, the Crimson Tide defense began asserting its dominance. Alabama sophomore linebacker Barry Krauss, the game's most valuable player, intercepted a pass and rambled 44 yards for the Tide's first touchdown. "Our defense was simply magnificent most of the time," said Alabama head coach Paul "Bear" Bryant. "Not only were we stopping them, our defense put some points on the board, too."

Late in the first quarter, running back Johnny Davis plunged one yard for the Tide's first offensive touchdown and a 17-0 Alabama lead. The lone scoring play in the second quarter came about when Alabama used trickery to move the lead to 24-0. Quarterback Jack O'Rear handed off to running back Tony Nathan, who drifted to his right before throwing back to O'Rear on a 20-yard scoring play.

Two more field goals by Berrey in the third quarter – from 25 and 28 yards out – extended the lead to 30-0 early in the fourth quarter. The three field goals by Berrey set a Liberty Bowl record.

After UCLA notched its only score on a 61-yard run by Leotis Brown with 9:32 left in the fourth quarter, Alabama closed the scoring when Rick Watson broke through on a 1-yard run with 22 seconds left in the game for the final 36-6 margin.

SCORE BY QUARTERS

	1	2	3	4	-	F
Alabama	17	7	3	9	-	36
UCLA	0	0	0	6	-	6

Attendance: 52,736 (capacity: 50,160).

1978 SUGAR BOWL

(3) Alabama 35, (9) Ohio State 6

NEW ORLEANS (Jan. 2, 1978) — Alabama had rebounded nicely after an early-season 31-24 loss at Nebraska, racing into its Sugar Bowl encounter with the Ohio State Buckeyes riding a strong crest of momentum that had set the Crimson Tide up for a shot at a national title if things broke their way in the other New Year's Day bowl games.

Alabama won easily, 35-6, and with the upset by fifth-ranked Notre Dame of top-ranked Texas in the Cotton Bowl, it appeared the Crimson Tide were in position to claim another national championship. But in a controversial and tight vote, the Irish vaulted from fifth to first, with Alabama finishing a close second.

Alabama quarterback Jeff Rutledge and the Crimson Tide offense wasted no time in getting the game under their control. On the Tide's second possession, a 10-play, 76 yard march, running back Tony Nathan scored from a one-yard out.

Rutledge guided Alabama 76 yards in the first quarter with Tony Nathan scoring from one-yard out.

Rutledge and the Crimson Tide then pushed Ohio State around on an 11-play, 76-yard touchdown drive. The scoring play came when fullback Johnny Davis moved to his right on a fake at the Buckeye 27 while split end Bolton, who had lined up as a right halfback, rolled out of the backfield and raced down the sideline. Rutledge dropped back and handed the ball to Bolton, who was barely inbounds. The extra point was missed, but Alabama led 13-0.

After the Alabama defense again stopped the Buckeyes at the Crimson Tide 28, Rutledge took the Tide 72 yards for a touchdown. He hit Richard Neal with a three-yard scoring pass for the touchdown and added another pass to Neal on a two-point conversion for a 21-0 lead late in the third quarter.

Ohio State fought back to within 21-6 on the ensuing possession, marching 85 yards in seven plays to score on a 38-yard pass from Gerald to Jim Harrell with 13:34 left in the game. A two-point conversion attempt was stopped by Alabama.

Sophomore quarterback Steadman Shealy assumed control of the Alabama offense in the final quarter and engineered two touchdown drives. The first was an 84-yard march in 14 plays that ended with a 1-yard run by Major Ogilvie with 6:30 left. A short time later, Johnny Davis capped a 24-yard drive in four plays following a Buckeyes turnover by scoring on a 7-yard run with 5:09 left.

Rutledge finished as the game's Most Valuable Player, hitting on 8 of 11 passes for 109 yards and a pair of touchdowns. Johnny Davis, the Tide's bullish senior fullback, led the Alabama ground assault with 95 yards on 24 carries.

SCORE BY QUARTERS

	1	2	3	4	-	F
Alabama	0	13	8	14	-	35
Ohio State	0	0	0	6	-	6

Attendance: 76,811 (capacity: 76,800).

1979 SUGAR BOWL

(2) Alabama 14, (1) Penn State 7

NEW ORLEANS (Jan. 1, 1979) — One vivid image was permanently etched into the minds of the 76,824 in the Superdome and the millions of television viewers who watched the 45th annual Sugar Bowl on New Year's Day, 1979. Penn State, the nation's No. 1 team, was stopped on two consecutive plays inside the one-yard line by the Alabama defense to preserve a 14-7 victory for Alabama's second-ranked Crimson Tide. The famous goal line stand won a national championship for Paul "Bear" Bryant and the Crimson Tide.

The outcome of this tight defensive battle was determined by a small number of critical decisions and crucial plays in a game in which the nation's top two teams proved to be amazingly evenly matched. The teams battled evenly for the entire first half and appeared headed for a scoreless deadlock as halftime approached.

With the ball at the Alabama 33-yard line in the half's final moments, the Crimson Tide appeared content to run out the clock with 1:11 left. But Penn State called a timeout after two consecutive plays to stop the clock, hoping to get the ball back and set up a field goal. But Alabama senior halfback Tony Nathan countered with runs of 30 and 7 yards down to the Penn State 30-yard line.

Suddenly, Alabama was within range of a score to end the half and had the time to get even closer to the Penn State end zone. Within field goal range, Alabama presumably would position itself for a go-ahead kick in the final seconds of the second quarter. But Penn State coach Joe Paterno's plan backfired enormously when Crimson Tide quarterback Jeff Rutledge dropped back and found split end Bruce Bolton wide open in the end zone for a 30-yard touchdown pass with just eight seconds left in the half. Alan McElroy kicked the extra point to give Alabama a 7-0 halftime lead.

An interception by Penn State's Pete Harris at Alabama's 48 yard line late in the third period set up Penn State's only touchdown. Nittany Lions quarterback Chuck Fusina hit Scott Fitzkee deep in the end zone for a touchdown. Matt Bahr's extra point kick tied the game at 7-7 with 4:25 left in the third quarter.

A few moments later Alabama halfback Lou Ikner ran 62 yards with a Penn State punt before being dragged down at the Nittany Lions' 11-yard line. Three plays later, Major Ogilvie rammed into the corner of the end zone, sprung by a key block by tight end Rick Neal. McElroy kicked the extra point to extend the Alabama lead to 14-7 with 21 seconds left in the third quarter.

The Nittany Lions had a chance to tie the score when the Lions' Joe Lally fell on a misdirected pitchout by Rutledge on an option play at the Tide 19 with 7:57 remaining. Penn State drove to a third down and goal at the Alabama one. But the Alabama defense sealed off its end zone in a tremendous defensive effort, climaxed by Crimson Tide linebacker Barry Krauss stopping Penn State tailback Mike Guman short of the goal line.

SCORE BY QUARTERS

	1	2	3	4	-	F
Alabama	0	7	7	0	-	14
Penn State	0	0	7	0	-	7

Attendance: 76,824 (capacity: 76,800).

1980 SUGAR BOWL

(2) Alabama 24, (6) Arkansas 6

NEW ORLEANS (Jan. 1, 1980) — A tweak in the offensive scheme played a major role as the University of Alabama reached a new pinnacle of success by beating Arkansas, 24-9, in the 46th annual Sugar Bowl. In the process of winning its fifth straight bowl, four of them Sugar Bowls, this unbeaten Alabama team became the first Tide squad in the school's history to win 12 games in a season. A record Sugar Bowl crowd of 77,468 and millions of viewers on national television watched Alabama win.

In the weeks preceding the Sugar Bowl game, Alabama head coach Paul "Bear" Bryant installed a double wing with motion off the wishbone formation. The Crimson Tide could run its basic plays off the set, but its real value was in catching the Arkansas players and coaches off-guard.

After the Razorbacks took an early lead on a 34-yard field goal by Ish Ordonez, courtesy of a lost Alabama fumble on the opening kickoff, the Tide showed its new look. The Crimson Tide immediately embarked on a seven-play, 82-yard drive featuring a fullback in motion and plenty of counter-action movement, slowing the aggressive Arkansas defense.

Alabama's Major Ogilvie took a pitchout from quarterback Steadman Shealy and scored from 22 yards out midway through the first quarter, marking the third straight year in which Ogilvie scored a Sugar Bowl touchdown.

On the fourth play after the ensuing kickoff, another Razorback fumble was recovered by Crimson Tide linebacker Thomas Boyd on the Arkansas 22. Four plays later, Ogilvie scored his second touchdown on a one-yard run to put the Tide ahead 14-3 with 3:46 left in the first period. That deficit forced the Arkansas offense into an accelerated passing game.

When the Tide's Alan McElroy kicked a 25-yard field goal for a 17-3 lead at intermission, it appeared that Alabama was content with sitting on its lead and running out the clock.

But Arkansas quarterback Kevin Scanlon, who had been punished throughout the first half, gathered himself and found his touch, guiding the Razorbacks 80 yards to a touchdown after the second half kickoff. The two-point conversion fell short and the Razorbacks now trailed 17-9.

But Bryant's troops were at their best when it counted, racing 98 yards in 9 plays to the touchdown. Steve Whitman ran for six yards to start the drive. Ogilvie rushed for seven to the Tide 15. Billy Jackson's 35-yard sprint with a Shealy pitchout keyed the march, reaching the 50-yard line. Jackson came right back on the next play with a 14-yard run up the middle to the Arkansas 36. Ogilvie gained six off guard, then Shealy ran an option keeper for 22 yards at the Arkansas 11.

After two plays and a five-yard penalty on the Tide, Alabama faced third-and-11 at the Arkansas 12-yard line. Offensive coordinator Mal Moore suggested the play, "43 Read", to Shealy, who ran the option play to the right side of the line and handed to Whitman, who raced through the Arkansas defense for the clinching touchdown. The 98-yard drive, Alabama's longest of the season, sealed the outcome.

SCORE BY QUARTERS

	1	2	3	4	-	F
Alabama	14	3	0	7	-	24
Arkansas	3	0	6	0	-	9

Attendance: 77,486 (capacity: 76,800).

1981 COTTON BOWL

(9) Alabama 30, (6) Baylor 2

DALLAS (Jan. 1, 1981) — Alabama capped off a 10-2 season by decking Southwest Conference champion Baylor 30-2 in the 45th Cotton Bowl Classic. For only the second time since 1971, Alabama had failed to win the Southeastern Conference championship, finishing second behind eventual national champion Georgia. The Tide had been upset by Mississippi State (6-3) to snap the nation's longest winning streak at 28, then fell to old nemesis Notre Dame (7-0).

But against Grant Teaff's Baylor Bears, Paul "Bear" Bryant's Crimson Tide was impressive. The Alabama defense was the primary factor, as the likes of middle guard Warren Lyles, E.J. Junior and Thomas Boyd shut down Baylor's previously unstoppable running tandem of Walter Abecrombie and Dennis Gentry. The pair had combined for nearly 2,000 yards during Baylor's 10-1 regular season, but on this sunny day in Dallas, they were limited to a combined total of 54 yards.

Major Ogilvie, Don Jacobs and Mark Nix scored touchdowns for the Crimson Tide and sophomore Peter Kim added a Cotton bowl record three field goals to send Alabama to its record-tying sixth consecutive bowl victory. Baylor's offense was all but blunted by the swarming Crimson Tide defense, which helped bring Bryant his 306th career coaching victory.

Kim kicked field goals of 29 and 28 yards in the first half and added a 42-yarder in the third quarter. His three field goals equaled a Cotton Bowl record set in 1972 by Penn State's Alberto Vitiello. Ogilvie, who carried 15 times for 74 yards, scored Alabama's first touchdown of the game, going over from the 1 in the second quarter and thus becoming the first person ever to score a rushing touchdown in four consecutive bowl games.

Alabama, which finished with 241 yards on the ground, added a pair of touchdowns in the final quarter on a one-yard run by Jacobs and a three-yard run by Nix with 1:16 to play. Baylor, shut out 45-0 by Alabama during the 1979 season could manage only a safety that coming in the second quarter when defensive tackle Tommy Tabor tackled Alabama's Lewis in the end zone as Lewis was trying to throw the ball.

Alabama and Baylor both finished the season with 10-2 records and the game was never a contest after the Bears missed on their only good touchdown opportunity late in first quarter.

SCORE BY QUARTERS

	1	2	3	4	-	F
Alabama	6	7	3	14	-	30
Baylor	2	0	0	0	-	2

Attendance: 74,281 (capacity: 72,032).

1982 COTTON BOWL

(6) Texas 14, (3) Alabama 12

DALLAS (Jan. 1, 1982) — Alabama marched into Dallas as the Southeastern Conference co-champion and its head coach, Paul "Bear" Bryant, entered as the winningest man in the history of the game, but Fred Akers' Texas Longhorns were not impressed.

Five weeks after Bryant had earned his record-breaking 315th head coaching victory against in-state rival Auburn, the Longhorns came from behind to hand Alabama a 14-12 defeat.

The Longhorns overcame a 10-0 deficit with two touchdowns in the fourth quarter, then gave the Crimson Tide an intentional safety before weathering a counter-charge. Not only did the victory by Texas keep alive a Longhorns jinx of never having lost to Alabama, but it kept Bryant from winning an NCAA record seventh consecutive bowl game in seven years.

Alabama quarterback Walter Lewis's six-yard touchdown pass to Jesse Bendross and Peter Kim's 24-yard field goal gave the Longhorns a big fourth quarter hill to climb.

Texas quarterback Robert Brewer, starting only his fourth game for the Longhorns, raced 30 yards for a touchdown on a tricky draw play. After a punt, Brewer directed the Longhorns 80 yards in 11 plays climaxed by Terry Orr's eight-yard touchdown run. Included in the drive was a 37-yard completion to tight end Lawrence Sampleton on a third-and 10 play.

Alabama's Joey Jones returned the ensuing kickoff a Cotton Bowl record 61 yards, but cornerback William Graham intercepted Lewis on the next play at the Texas 1, setting up an ending that was steeped in strategic decisions by both head coaches.

Akers ordered Texas punter John Goodson to take a safety with less than a minute to play. And Texas held Alabama after it got a free punt from its own 20.

The win improved Texas' record to 10-1-1, while the loss dropped Alabama to 9-2-1. Brewer, who completed 12 of 21 passes on the day for 201 yards, was named the offensive most valuable player and Alabama linebacker Robbie Jones, who had 12 tackles, was the defensive MVP.

SCORE BY QUARTERS

	1	2	3	4	-	F
Texas	0	7	0	5	-	12
Alabama	0	0	0	14	-	14

Attendance: 73,243 (capacity: 72,032).

1982 LIBERTY BOWL

Alabama 21, Illinois 15

MEMPHIS, Tenn. (Dec. 29, 1982) — The 1982 Liberty Bowl is remembered almost solely as the last football game Alabama played under the direction of legendary head coach Paul "Bear" Bryant, who announced his retirement from coaching just two weeks prior to the game.

At the end of an atypical season, Alabama enterd the 1982 Liberty Bowl coming off three straight season-ending losses. Big Ten Conference foe Illinois, 7-4 and boasting a potent offense and in the midst of a resurgence under 46-year-old head coach, Mike White, was appearing in its first bowl in 19-years.

Alabama retired Coach Bryant in proper fashion by registering a 21-15 victory over the Fighting Illini. The win gave Coach Bryant a final record of 323-85-17 – the most wins by any head coach in college football history up to that point.

"Many thanks to the staff for one heck of a job," he said afterward in a crowded press interview tent. "The players' preparation and the coaches' preparation, especially in this circus-type atmosphere, were exceptional. I am thankful to have won my final game. Whether the team likes it or not, they will always be remembered for winning my last game. I am proud they wanted to win this one for me."

Alabama jumped ahead in the early going as fullback Ricky Moore started the scoring with a four-yard touchdown run in the first quarter. After Illinois closed the gap to 7-6 on a one-yard run by Joe Curtis and failed extra point in the second quarter, the Tide took the lead into the locker room at halftime.

In the third quarter, split end Jesse Bendross ran scored on a reverse from 8 yards out to put Alabama up 14-6. Then, Illinois rallied behind quarterback Tony Eason on a two-yard pass from Eason to wide receiver Oliver Williams to draw within 14-12 after a failed two-point conversion attempt.

The Crimson Tide surged further ahead in the final quarter as Craig Turner scored the last touchdown of the Bryant Era for Alabama on a one-yard run with 7:34 left in the game for a 21-12 lead. Illinois roared back and drew closer on a 23-yard field goal by Mike Bass with 6:12 remaining, but the Fighting Illini could get no closer due to a clutch defensive effort spearheaded by cornerback Jeremiah Castille's three interceptions. Castille earned Most Valuable Player honors for that performance.

Alabama won the game despite giving up 444 yards of total offense and surviving a Liberty Bowl record, 423 yards of passing from Eason. Alabama's bruising ground attack plowed for 217 yards while the Tide defense allowed only 21 yards on the ground.

Bryant died on January 26, 1983, less than four weeks following the Liberty Bowl.

SCORE BY QUARTERS

	1	2	3	4	-	F
Alabama	7	0	7	7	-	21
Illinois	0	6	0	9	-	15

Attendance: 54,123 (capacity: 61,008).

1983 SUN BOWL

Alabama 28, (6) SMU 7

EL PASO, Texas (Dec. 24, 1983) — Alabama entered the 50th Annual Sun Bowl after a disappointing 7-4 regular season. Playing before the largest crowd (41,412) ever to witness an event in El Paso, Texas, sports history up to that point, the Crimson Tide football team gave the fans their money's worth by shocking sixth-ranked Southern Methodist (SMU), 28-7. That crowd braved wind gusts of up to 35 miles per hour and temperatures in the 20s.

Fullback Ricky Moore ran for two first-period touchdowns and Walter Lewis riddled the nation's second best defense with his passing to lead Alabama to its most impressive victory of the season, Moore carried 28 times for 113 yards and his sixth consecutive 100-yard effort, capped early drives of 59 and 51 yards with touchdown runs of 1 yard and 11 yards to give the Crimson Tide a 14-0 lead after one period. Lewis, who completed 9-of-14 passes for 148 yards and was named the game's most valuable player, scored from a yard out to end an 86-yard drive midway through the second quarter. He lofted a 19-yard touchdown pass to split end Joey Jones 43 seconds before halftime to make it 28-0.

SMU quarterback Lance Mcllhenny fumbled a snap from center on the Mustangs' first possession and Alabama cornerback Sammy Hood, who was blitzing, recovered at the Tide 19. Alabama needed only 64 seconds and three plays to make it 14-0. Lewis passed 32 yards to Richardson, scrambled for eight and flipped a pitchout to Moore, who started right, cut back sharply and scored from the 11 without a hand being laid on him.

The Crimson Tide went 86 yards in 6:22 for its third touchdown. Reserve tailback Linnie Patrick started it with a 14-yard run and Lewis whipped passes of 18 yards to tight end Preston Gothard and 17 to Jones. Lewis fooled the SMU defense with a fake to Moore up the middle, hesitated for a second and then darted around right end to score easily. Freshman Van Tiffin's conversion made it 21-0.

Free safety Freddie Robinson intercepted a McIlhenny pass at the Alabama 38 with 1:09 left in the half and Lewis needed only four plays and 26 seconds to make it 28-0. Lewis found Jones in the rear of the end zone behind cornerback Fred Nichols for Alabama's final touchdown. SMU scored with 3:41 left in the third periodwith McIlhenny tossing a touchdown pass to split end Marquis Pleasant, another freshman.

After SMU's third period score, the Mustangs threatened on two other occasions. But tailback Reggie Dupard fumbled the ball away at the Tide 2l with 4:16 left in the third period and McIlhenny threw an incomplete pass on fourth down from the Alabama nine with 7:02 remaining.

It was Alabama's 37th bowl game and 25th in a row, both national records, but the first since head coach Ray Perkins succeeded the late Paul "Bear" Bryant as head coach. The victory enabled the Crimson Tide to snap a two-game losing streak which had dropped them out of the Top 20 rankings and wind up 8-4 in Perkins' first season, the same record as Bryant's final team a year earlier.

SMU, the nation's winningest team over the span of 1981-82 with a 31-2-1 record before the Sun Bowl debacle, finished the season with a 10-2 record. The Mustangs two setbacks in that three-year stretch were by two and three points to Texas.

SCORE BY QUARTERS

	1	2	3	4	-	F
Alabama	14	14	0	0	-	28
SMU	0	0	7	0	-	7

Attendance: 41,412 (capacity: 51,500).

1985 ALOHA BOWL

(15) Alabama 24, Southern California 3

HONOLULU, Hawai'i (Dec. 28, 1985) — Alabama dominated the second half to hand Southern California a 24-3 defeat in the fourth annual Aloha Bowl in Honolulu to end the 1985 season with a 9-2-1 record. Before a crowd of 35,183, the Crimson Tide victory tied USC with the most bowl victories (21) as the traditional football powers met for only the second time in bowl competition.

The first half was a defensively-domniated sloppy affair that ended in a 3-3 tie. Alabama was whistled for 68 yards on seven penalties in the first half. The Tide scored on its first possession, driving 54 yards from its own 15-yard line to the USC 31 where Van Tiffin kicked a 48 yard field goal. Early in the second quarter, USC tied the score on a 24-yard field goal by Don Shafer with 9:36 left in the half after UA stopped the Trojans at the eight yard line on a drive that started from the USC 37.

The charged up Crimson Tide scored a touchdown on its second possession in the third quarter. Greg Richardson returned a punt 14 yards to the Trojans 42. Ten plays later, fullback Craig Turner dove into the end zone from the one. Tiffin converted the extra point for a 10-3 lead.

Moments later, Kermit Kendrick intercepted a USC pass and returned it 16 yards to the Trojans 44. Five plays later, Alabama quarterback Mike Shula hit wide receiver Clayton Whitehurst in the end zone for a 24-yard touchdown pass. Tiffin converted for a 17-3 lead with 13:25 left in the fourth quarter.

Alabama forced USC to punt on its next possession and Richardson called for a fair catch on the Trojans 44. Seven plays later, flanker Albert Bell ran a reverse around the left side for a 14-yard touchdown with 8:25 remaining. Tiffin kicked the extra point for the 24-3 final score.

Alabama freshman running back Gene Jelks gained 79 yards on 17 carries and was named the game's Most Valuable Offensive Player. Junior All-American linebacker Cornelius Bennett had nine tackles, broke up one pass, and pressured opposing passers throughout the game to earn the Most Valuable Defensive Player honor. The game was televised nationally by Innovative Sports TV.

SCORE BY QUARTERS

	1	2	3	4	-	F
Alabama	3	0	7	14	-	24
Southern California	0	3	0	0	-	3

Attendance: 35,183 (capacity: 50,000).



1986 SUN BOWL

(13) Alabama 28, (12) Washington 6

EL PASO, Texas (Dec. 25, 1986) — Alabama's memorable 1986 senior class went out in impressive style with a dominant 28-6 victory over Pac-10 Conference runner-up Washington. The win gave the Crimson Tide a 10-3 record against one of the nation's toughest schedules. Alabama head coach Ray Perkins' final team at the Capstone opened the season 7–0, only to lose three of its final five regular season games to finish with a 9–3 record.

Senior All-American linebacker Cornelius Bennett was selected the game's most valuable player. He led the defense that allowed Washington's high powered offense just 62 yards on the ground, and 241 yards total offense. The Tide didn't allow a touchdown.

After a scoreless first quarter, All-American halfback Bobby Humphrey broke loose on a 64-yard sprint for the game's first score with 13:55 left in the second quarter. The Huskies' kicker, Jeff Jaeger, booted a 31-yard field goal with 5:55 left and added a 34-yarder with 44 seconds remaining as Alabama took a 7-6 halftime lead.

Midway through the third quarter, Alabama's Freddie Robinson recovered a Washington fumble on the Huskies' 47-yard line. In six plays, quarterback Mike Shula sharply guided the Crimson Tide to a touchdown, completing two passes to Humphrey and a 32-yard scoring strike to Greg Richardson. All-American placekicker Van Tiffin converted his second point-after kick of the day with 6:24 remaining in the period and Alabama led, 14-6.

On the Crimson Tide's next possession, Humphrey ran three plays for 15 yards. Then Shula hit Angelo Stafford for 27 yards, Richardson for 25 and Humphrey for an 18-yard touchdown pass. The six-play, 83-yard drive took but 2:11 off the clock and with Tiffin's conversion kick, Alabama was in charge 21-6.

Alabama scored again on its next possession, covering 92 yards in 16 plays. Humphrey ran in the score from three yards out after gaining 48 yards on ten carries and catching three passes for 30 yards from Shula on the drive. Tiffin converted at the 7:16 mark in the last quarter for the final 28-6 margin.

Shula, starting his 27th consecutive game for Alabama, completed 15 of 26 passes for 176 yards with two touchdown passes in his final collegiate game. Humphrey ended a sensational year with three touchdowns and his 159 yards rushing gave him eight 100-yard rushing games for the season.

A crowd of 48,722 witnessed the game and CBS televised it nationally.

SCORE BY QUARTERS

	1	2	3	4	-	F
Alabama	0	7	14	7	-	28
Washington	0	6	0	0	-	6

Attendance: 48,722 (capacity: 51,500).

1988 HALL OF FAME BOWL

Michigan 28, Alabama 24

TAMPA, Fla. (Jan. 2, 1988) — In a battle of two traditional football powers, Alabama and Michigan met for the first time in the second Hall of Fame Bowl in Tampa, Fla., and the Wolverines won, 28-24, on a fourth down play in the game's final minute.

NBC televised the game nationally and 60,156 fans looked on as Alabama head coach Bill Curry faced Michigan assistant head coach Gary Moeller, who replaced head coach Bo Schembechler, who had suffered a heart attack three weeks prior to the game.

A 51-yard Philip Doyle field goal at 8:43 in the first quarter gave the Crimson Tide a 3-0 lead. Michigan's All-American halfback Jamie Morris, who finished with a career-high 234 rushing yards on the day, proceeded to score three unanswered touchdowns. Two came in the second quarter from 25 and 14 yards out, enabling Michigan to build a 14-3 lead at halftime. On Michigan's second possession of the third quarter, Morris broke through the left side of his line for a 77-yard touchdown sprint with 9:36 remaining.

Down 21-3, Alabama came to life and scored three touchdowns for the lead. With 4:55 left in the third quarter, tight end Howard Cross took a 16-yard scoring strike from quarterback Jeff Dunn to complete a 72-yard drive but the Tide failed on a two-point conversion. On Alabama's next possession, the team put together an 85-yard drive with All-American tailback Bobby Humphrey leaping over from the one yard line.

After forcing Michigan to punt on its next two possessions, the passing of Dunn and the running of Humphrey completed a 79-yard drive with Humphrey scoring on a determined 17-yard run. Dunn completed a two-point play to Clayton Whitehurst for a 24-21 lead with 4:49 remaining to play.

Starting from its own 38-yard line after the kickoff, Michigan quickly moved to Alabama's 20-yard line where the Wolverines faced a fourth-and-three situation. From there, quarterback Demetrius Brown completed a beautifully executed touchdown pass to flanker John Kolesar with 50 seconds left in the game to give the Wolverines a 28-24 victory. Kolesar, who beat Alabama cornerback John Mangum, jumped high into the air on the play to catch the winning pass, his only reception of the day.

Dunn completed 23 of 40 passes for 269 yards and Humphrey rushed for 149 yards on 27 attempts to lead Alabama offensively.

SCORE BY QUARTERS

	1	2	3	4	-	F
Alabama	3	0	6	15	-	24
Michigan	0	14	7	7	-	28

Attendance: 60,156 (capacity: 60,000).



1988 SUN BOWL

(20) Alabama 29, Army 28

EL PASO, Texas (Dec. 24, 1988) — Resilient Alabama, behind a record-setting performance by senior quarterback David Smith, rallied to defeat upset-minded Army 29-28 in the 55th annual Sun Bowl Classic. Smith shattered passing records set by such esteemed Alabama greats as Steve Sloan and Joe Namath in guiding the Crimson Tide to the win on a near perfect day in El Paso.

A 51-yard run by Army fullback Ben Barnett set up the first score of the game, a one-yard run by Mike Mayweather, with less than three minutes elapsed.

Alabama cut the lead to 7-3 in the first quarter on a 37-yard field goal by Philip Doyle but, early in the second period, the Cadets took a 14-3 lead when quarterback Bryan McWilliams capped a 69-yard, six-play drive with a 30-yard touchdown run on a wishbone option play. Alabama settled for another Doyle field goal, this time from 22 yards out, to draw within 14-6.

The end of the first half brought some of the game's most pivotal moments. While the Alabama defense was trying to figure out the intricacies of the Black Knights' wishbone, Army went to the air on a halfback pass, but passer Calvin Cass overshot a wide open Otto Leone for what would have been an easy score. Instead, Army had to settle for a field goal attempt from the Alabama 24 yard line. The Crimson Tide's Derrick Thomas blocked the kick, keeping Army from adding to its lead.

David Smith rapidly drove Alabama 76 yards in 1:12 for a score. With only 35 seconds left in the first half, Doyle converted the extra point to narrow the lead to 14-13. Five plays later and with only a few ticks left on the clock, Army lined up for another field goal try, this time from the Alabama 27-yard line. Keith Walker's 44-yard attempt was blocked, again by the omnipresent Thomas.

Trailing 28-20, the Crimson Tide and Smith did not panic, driving to the Army two-yard line where the Army defense stiffened and Doyle was called on to kick a 32-yard field goal with 7:25 left.

Now behind 28-23, Alabama surged to the winning touchdown. A 19-yard pass from Smith to Todd Richardson and a 16-yard run by Wayne Shaw led to senior David Casteal leaping into the end zone for the winning score.

Smith, the game's Most Valuable Player, completed 33 of 52 passes for 412 yards and two touchdown, setting Alabama bowl records for attempts, completions and yardage. Thomas was voted the game's best lineman.

SCORE BY QUARTERS

	1	2	3	4	-	F
Alabama	3	10	7	9	-	29
Army	7	7	14	0	-	28

Attendance: 48,719 (capacity: 51,500).

1990 SUGAR BOWL

(2) Miami 33, (7) Alabama 25

NEW ORLEANS (Jan. 1, 1990) — On the first day of the 1990s, Miami clinched the 1989 National Championship with a 33-25 victory over seventh-ranked Alabama in a game that was Bill Curry's last as head coach of the Crimson Tide.

Miami struck early, moving ahead 7-0 with 4:55 left in the first quarter on a three-yard run by fullback Stephen McGuire. The Tide had held the Hurricanes on downs and forced a field goal attempt by Carlos Huerta but Alabama was offsides, giving Miami a first down at the three-yard line to set up McGuire's touchdown run.

Two series later, a short punt and a 10-yard return by Gene Jelks which put Alabama within striking range from the Miami 36. It took nine plays to move that distance against the Miami defense, but a four-yard reception of a Gary Hollingsworth pass by Marco Battle scored the Tide touchdown and tied the score at 7-7.

The Hurricanes answered quickly by going 78 yards in five plays with Craig Erickson and Wesley Carroll connecting on three completions for 50 yards, including an 18-yarder for the score. Carlos Huerta's extra point was blocked by Alabama's Mike Ramil, leaving the score at 13-7.

The second quarter fireworks continued with Tide freshman Antonio London recovering a fumbled Miami punt to set up an eventual 45-yard field goal by Philip Doyle. Nine plays later, the Hurricanes went up 20-10 after Alex Johnson scored from three yards out. The Tide struck back with its most impressive drive of the night, covering 80 yards in 11 plays and scoring on a seven-yard pass from Hollingsworth to Lamonde Russell with 40 seconds left in the half.

Alabama was back in business seconds later when senior Lee Ozmint intercepted an Erickson toss and ran it back 23 yards to the Miami 19. Three plays later Doyle tried a 40-yard field goal on the final play of the first half. Doyle had the distance to hit it from better than 60 yards, but the kick sailed to the left and the halftime score read Miami 20, Alabama 17.

Both teams came out slow in the second half, and failed to score in a conservative third quarter. The fourth quarter, however, began with the Hurricane offense in high gear, as Erickson hit tight end Rob Chudzinski for an 11-yard score. Only minutes later, Erickson found his other tight end, Randy Bethel, from 12 yards out to give Miami a commanding 33-17 lead.

Late in the game, Alabama made a heroic comeback effort as Hollingsworth hit Miami native Prince Wimbley with a scoring pass from nine yards out with 2:53 left. A Hollingsworth to Russell two-point conversion pass pulled the Tide within eight, 33-25. However, Alabama's on-side kick attempt failed and the Hurricanes had little trouble running out the clock and claiming not only the Sugar Bowl crown but the unanimous No. 1 ranking in the nation as well.

Miami's Dennis Erickson became only the second coach in college football history to win the national championship in his first season at a school, and Craig Erickson was named the game's Most Outstanding Player. For Alabama, Hollingsworth threw for 214 yards and three touchdowns. On defense, Alabama was led by defensive backs Lee Ozmint and Efrum Thomas, both of whom had a team-leading nine tackles.

SCORE BY QUARTERS

	1	2	3	4	-	F
Alabama	0	17	0	8	-	25
Miami	7	13	6	7	-	33

Attendance: 77,452 (capacity: 76,800).



1991 FIESTA BOWL

(18) Louisville 34, (25) Alabama 7

TEMPE, Ariz. (Jan. 1, 1991) — The Louisville Cardinals, behind four first-quarter touchdowns, jumped to a 25-0 lead over the Crimson Tide and coasted to a 34 7 victory in the 1991 Sunkist Fiesta Bowl in Tempe, Arizona.

The game marked the second time that Louisville head coach Howard Schnellenberger, an assistant coach at Alabama from 1961-65, had faced the Tide as a head coach. Schnellenberger, an assistant under the legendary Paul "Bear" Bryant, helped coach the Tide to an impressive 49-5-1 record, including three SEC and national championships (1961, '64 and '65).

Offensively, the Tide compiled only 189 yards total offense. Alabama's vaunted defense, ranked first in passing defense, third in total defense, fourth in scoring defense and sixth in rushing defense, gave up an Alabama bowl-record 458 yards passing. The Cardinals rushed for another 113 yards to set an opponent record for most yards gained in a bowl game (571). The Tide defense was unable to stop the Cardinals' Browning Nagle, who hit on 20-of-33 attempts for 451 yards and three touchdowns.

The Cardinals jumped ahead with 7:35 left in the first quarter when Nagle hit Latrell Ware for a 70-yard scoring pass with 7:35 left. Ralph Dawkins came back with 3:40 remaining to score on a five-yard burst that capped a six-play, 26-yard drive. After an Alabama punt, Louisville breezed to a 19-0 lead by driving 77 yards in six plays. That march was capped by a 37-yard pass from Nagle to Anthony Cummings. After a misconnection on a two-point conversion pass, the lead remained at 19-0 with 54 seconds left in the first period.

Just 53 seconds later, Louisville blocked an Alabama punt and the Cardinals' Ray Buchanan recovered it in the end zone for a touchdown. The Cardinals went for two, but George Teague stopped a run by Ralph Dawkins on the one-yard line and the Cardinals' led, 25-0, with one second left in the first quarter.

The Tide's only score came when Charles Gardner intercepted a Jeff Brohm pass and returned it 49 yards for a touchdown with 7:32 left in the second quarter.

Louisville rounded out the scoring when Nagle threw 19 yards to Anthony Cummings and Bama quarterback Danny Woodson was called for intentional grounding in the end zone.

SCORE BY QUARTERS

	1	2	3	4	-	F
Alabama	0	7	0	0	-	7
Louisville	25	0	7	2	-	34

Attendance: 69,098 (capacity: 71,706).



1991 BLOCKBUSTER BOWL

(8) Alabama 30, (15) Colorado 25

MIAMI (Dec. 28, 1991) — Alabama relied on a second half rally and three Jay Barker touchdown passes to come from behind and defeat defending national champion Colorado, 30-25, at Joe Robbie Stadium in South Florida.

This game was marked Colorado's switch to a one-back, pass-oriented offense after the Buffaloes had been primarily a option running team for several years leading up to the contest. But Alabama adjusted quickly and successfully to the scheme.

David Palmer was honored with the "Brian Piccolo Award" as the game's most valuable player and he put the Crimson Tide on the scoreboard first in his usual fashion, a punt return. Palmer took the punt on Alabama's 48-yard line, ran through four Colorado defenders and scooted down the right sideline 52 yards for the score. Matt Wethington's point-after kick gave Alabama a 7-0 lead with 8:49 left in the first quarter.

Colorado's Ron Woolfork blocked an Alabama punt to give the Buffaloes the ball on the Alabama three-yard line and two plays later Scott Phillips ran it in from the one 1 with 1:34 remaining in the opening period. Jim Harper kicked the extra point to tie the game. Two possessions later, Colorado took the lead when linebacker Ted Johnson tackled Alabama running back Martin Houston in the end zone for a safety with 13:15 left in the second quarter.

Neither team could generate much offense, but the Alabama defense provided the necessary boost when Mark McMillian intercepted a Darian Hagan pass on the 50-yard line and ran it back 49 yards to the one. The Tide lost seven yards in three plays and settled for a Wethington field goal. The Buffaloes used the final 43 seconds in the half and kicked a 33-yard field goal as time ran out.

In the second half, the Alabama offense woke up and drove the ball to Colorado's eight. An apparent David Palmer touchdown was called back because of an illegal substitution, but on the next play (third-and-13) Barker and Siran Stacy connected on a 13-yard pass for six points. The two-point conversion failed and Alabama led, 16-12.

The lead didn't last long. The Buffaloes scored just 18 seconds later on a 62-yard pass from Hagan to Michael Westbrook to put CU back in front, 19-16. At this point, both offenses were moving. Alabama marched 75 yards its next possession, scoring on a 12-yard pass from Barker to Kevin Lee. Wethington's conversion kick put the Tide up, 23-19, with 6:55 left in the third quarter.

A 15-play drive in the fourth quarter culminated with a five-yard touchdown pass from Barker to Palmer and gave the Tide a 30-19 lead with 8:10 remaining. But the Buffaloes cut the lead to five on a 13-yard pass from Hagan to Charles Johnson with 3:30 left. Colorado got the ball back with 1:49 left and drove to the Alabama 33-yard line before being stopped on a fourth-and-one play with 40 seconds left.

SCORE BY QUARTERS

	1	2	3	4	-	F
Alabama	7	3	13	7	-	30
Colorado	7	5	7	6	-	25

Attendance: 52,644 (capacity: 75,192).

1993 SUGAR BOWL

(2) Alabama 34, (1) Miami 13

NEW ORLEANS (Jan. 1, 1993) — All week long Alabama coach Gene Stallings said he did not consider his Crimson Tide an underdog. In front of 76,789 in the Superdome and a national television audience, Alabama proved the skeptics wrong as the Tide handily defeated the No. 1-ranked Miami Hurricanes, 34-13, winning the national championship for the first time since 1979.

Alabama's defensive strategy stifled Miami's rushing game, only allowing the Hurricanes 48 yards on the ground. Gino Torretta passed for 278 yards, but was ineffective. With Alabama leading 13-6 at the half, the defense took control of the game early in the third quarter. On UM's first play from scrimmage in the second half, Torretta was intercepted by Tommy Johnson, who returned the ball to the Miami 20-yard line. Six plays later, Derrick Lassic scored from a yard out to increase UA's lead to 20-6.

Alabama's defense had been giving Torretta problems all day but the one play that virtually spelled the end for Miami came on their next possession. The Tide pulled all 11 players up to line with Torretta operating from the shotgun. His errant pass was snared by George Teague who high-stepped 31 yards for the second Tide touchdown in 16 seconds.

Teague was matched against Miami tailback Jonathan Harris, who was lined up in a slot to the right. Teague jammed Harris as he tried to come off the line of scrimmage. Torretta, who was pressured all night by the Alabama defense, chose to force a throw towards Harris. But Teague stepped in front of Harris, caught the pass at the 31, took off toward the right sideline and high-stepped the last five yards into the end zone for a 21-point lead. This play by Teague would be a big one in the Tide's victory, however, it would not be the only one he would be remembered for in this game.

Trailing 27-6, the Hurricanes offense took the field to mount a successful drive. On Miami's second down and 10 play, Teague made one the biggest defensive plays of the season, although it was null and void because of a five-yard offside penalty called against Alabama. Torretta hit his favorite receiver, Lamar Thomas, who was streaking down the sideline for an apparent six points. Teague streaked down the sideline, ran Thomas down, stripped the ball from him, and proceeded to advance the ball in the other direction for a short gain. The play may not be officially recorded in the record books but it will stand as one of the best defensive plays ever.

The Tide relied on a ground attack to move the ball on offense. Out of the 285 total yards gained, 267 of them came on the ground. Derrick Lassic controlled UA's ground game cutting and weaving his way to 135 yards rushing on 28 carries and two touchdowns. His efforts gained him the Miller-Digby Sugar Bowl Most Valuable Player Award.

Alabama was outgained, 326 yards to 285. Tide quarterback Jay Barker, who led his team to victory for the 17th time in 17 starts, completed just 4 of 13 passes for 18 yards, with two interceptions. Meanwhile, Torretta's decisive mistakes were the result of an overwhelming Alabama defensive effort that all but eliminated Miami's ability to run. Miami was held to 48 rushing yards, 42 of which came during an inconsequential final drive long after a Crimson celebration had begun.

SCORE BY QUARTERS

	1	2	3	4	-	F
Alabama	3	10	14	7	-	34
Miami	3	3	0	7	-	13

Attendance: 76,789 (capacity: 76,800).



1993 GATOR BOWL

(18) Alabama 24, North Carolina 10

JACKSONVILLE, Fla. (Dec. 31, 1993) — A key to this game for Alabama was to stop the Tar Heels' running attack led by 1,000-yard rushers Curtis and Leon Johnson. The Tide would also have to defend against the Tar Heels' passing game, guided by Jason Stanicek (who had completed 139 of 219 attempts for 1,878 yards and 12 touchdowns) whose favorite receiver, Corey Holliday, finished the year with 867 yards and two touchdowns.

A key ingredient for Alabama to win would be the play of back-up quarterback Brian Burgdorf, who was starting for the injured Jay Barker. Also, the Tide defensive backs would be without the services of consensus All-American Antonio Langham, who had been ruled ineligible for the SEC Championship game and the Gator Bowl.

After a scoreless first quarter, Alabama got on the board with a Michael Proctor 22-yard field goal with 11:01 in the second quarter. The Tar Heels answered Alabama's score with a one-yard touchdown carry by William Henderson on the next series giving them a 7-3 lead.

On Alabama's next series, Burgdorf hit three-of-four passing for 27 yards and picked up another 19 himself placing Alabama on the Tar Heels' 33-yard line. On first and 10, Burgdorf ran a draw up the middle for the distance and the touchdown. Proctor's point-after kick gave Alabama a 10-7 lead.

North Carolina tied the game with two seconds left on the clock before the half on a Tripp Pignetti 23-yard field goal.

In the third quarter, Alabama had the first possession and used its rushing attack to drive the length of the field. On second and goal from the Carolina eight-yard line, Burgdorf threw his first pass of the drive to Tarrant Lynch in the middle of the end zone for six points.

Alabama's final score of the game was Chad Key's first career touchdown. The Tide picked up three rushing first downs before Burgdorf hit Key on a 10-yard reception. Proctor's conversion kick gave Alabama a 24-10 lead with 6:34 left with neither team threatening again.

SCORE BY QUARTERS

	1	2	3	4	-	F
Alabama	0	10	7	7	-	24
North Carolina	0	10	0	0	-	10

Attendance: 67,205 (capacity: 62,000).



1995 CITRUS BOWL

(2) Alabama 24, (13) Ohio State 17

ORLANDO (Jan. 2, 1995) — The Crimson Tide and the Ohio State Buckeyes met for only the third time in the two schools' great football histories at the 1995 CompUSA Florida Citrus Bowl. Alabama, winner of the previous two encounters with the Buckeyes, made its first Citrus Bowl appearance, the school's 13th different bowl.

A scoreless first quarter was highlighted by a four-legged, unwanted visitor. Alabama took possession following a missed field goal and mounted an impressive drive, but the momentum seemed to escape when a stray dog found his way onto the field and caused a lengthy delay in play. After the curious canine was chased off the field and into a portal, the drive stalled and Michael Proctor's 49-yard field goal attempt was blocked.

The Crimson Tide started another drive on its 20-yard line with just over four minutes remaining in the first period. The 16-play, 80-yard drive ended early in the second period and was capped off by Tarrant Lynch's touchdown run from nine yards out.

The lead was short-lived, however, as 13 seconds later, OSU tied the game with a 69-yard bomb from Bobby Hoying to Joey Galloway. The Buckeyes then capitalized on a blocked punt deep in Tide territory, and Hoying hooked up with Galloway again, this time from 11 yards out, to give OSU a 14-7 lead.

Alabama responded with an 11-play, 80-yard drive on the very next possession to tie the game. Sherman Williams finished the drive with a seven-yard scamper and both teams went to the locker room deadlocked at 14-14.

After a scoreless third quarter, Ohio State regained the lead at 17-14 as Josh Jackson connected on a 34-yard field goal with 8:41 to go in the game. Michael Proctor, who had missed a 25-yard field goal to start the fourth quarter, redeemed himself with a 27-yarder that tied the score, 17-17, with 4:29 left to play.

Then, as it had done all season long, Alabama came through with late-game heroics to pull out a win. With less than a minute to play, Jay Barker hit Sherman Williams over the middle and, 50 yards later, the talented tailback had given the Tide a 24-17 win.

Alabama finished the season at 12-1-0, and with the victory, the senior class of 1994 (45-4-1) broke the record for most wins in a four-year period. Sherman Williams was given the Charles Y. McClendon Most Valuable Player Award after rushing for 166 yards, catching eight passes for 155 yards and scoring two touchdowns.

SCORE BY QUARTERS

	1	2	3	4	-	F
Alabama	0	14	0	10	-	24
Ohio State	0	14	0	3	-	17

Attendance: 71,195 (capacity: 70,000).

1997 OUTBACK BOWL

(16) Alabama 17, (15) Michigan 14

TAMPA, Fla. (Jan. 1, 1997) — Head coach Gene Stallings went out a winner in his final game at Alabama as linebacker Dwayne Rudd returned an interception 88 yards for the go-ahead score to give the 16th-ranked Crimson Tide a 17-14 victory over 15th-ranked Michigan in the Outback Bowl at Tampa, Florida.

Stallings, who had announced his resignation in November of 1996, finished his seven-year career at Alabama with wins in his last five bowl games and a national championship in 1992.

Alabama (10-3) appeared in its record 48th bowl game, improving to 28-17-3 in those contests. Michigan (8-4) fell to 13-15 in the postseason.

Alabama used John Brock's 43-yard field goal to take a 3-0 lead with 3:42 left in the first quarter, but Michigan grabbed a 6-3 halftime lead on field goals of 44 and 22 yards by Remy Hamilton in the second quarter. After a scoreless third quarter, action heated up in the final period.

Rudd intercepted a pass by Brian Griese in the right flat and raced untouched down the left sideline with 12:13 left in the fourth quarter to give Alabama a 10-6 lead. The return broke the record for the bowl previously held by Georgia's Gary Moss (81 yards) in the 1986 Hall of Fame Bowl. It was also an Alabama bowl record.

"I didn't get a good look at the play," Rudd said. "I looked up and saw the ball and just grabbed it. When I turned around, all I saw was a big field in front of me and I just ran straight for the end zone. It felt sort of good to get in the end zone. I haven't been there all year."

Shaun Alexander scored on a 46-yard run with 2:15 left in the game, increasing the seemingly safe cushion to 17-6. Alexander finished with 99 yards on just nine carries. But the Wolverines rebounded on the ensuing drive as Griese threw a nine-yard scoring pass to Russell Shaw. Chris Floyd's run for the two-point conversion got the Wolverines within 17-14 with 1:16 left, but Chad Goss recovered Michigan's onside kick attempt and Alabama ran out the clock.

Griese was 21-of-37 for 287 yards with one interception and a touchdown. His completions and attempts set new Michigan bowl standards. Alabama used John Brock's 43-yard field goal to take a 3-0 lead with 3:42 left in the first quarter, but Michigan grabbed a 6-3 halftime lead on field goals of 44 and 22 yards by Remy Hamilton in the second quarter.

SCORE BY QUARTERS

	1	2	3	4	-	F
Alabama	3	0	0	14	-	17
Michigan	0	6	0	8	-	14

Attendance: 53,161 (capacity: 60,000).

1998 MUSIC CITY BOWL

(24) Virginia Tech 38, Alabama 7

NASHVILLE, Tenn. (Dec. 29, 1998) — Virginia Tech's special teams generated 14 points and cornerback Anthony Midget returned an interception 27 yards for a touchdown as the 24th-ranked Hokies routed Alabama, 38-7, in the inaugural Music City Bowl. Already

Linebacker Phillip Summers also set up a touchdown with an interception for the Hokies, whose defense picked off 24 passes in 1998, the second-highest total in the country. Playing in front of a sellout crowd of 41,600 at Vanderbilt Stadium, the Hokies recorded their first victory over Alabama in 11 tries. Tech quarterback Al Clark ran for a 43-yard touchdown, running back Lamont Pegues added a pair of one-yard scores and running back Shyrone Stith added a four-yard touchdown for Virginia Tech (9-3), which snapped a two-game bowl losing streak.

Freshman Andrew Zow and Michael Vaughn hooked up on a five-yard second-quarter touchdown to account for Alabama's only scoring in a game that began with temperatures hovering around 40 degrees. The conditions worsened as the contest progressed, with freezing rain falling for most of the final three quarters. Alabama's 31-point setback was surpassed only by a 38-6 loss to Nebraska in the Orange Bowl on New Year's Day 1972. Alabama (7-5) had its five-game bowl winning streak snapped.

Virginia Tech led 10-7 at halftime, but the Crimson Tide self-destructed in one of Alabama's worst second halves of the season. On Alabama's second possession of the third quarter, Zow's pass over the middle was picked off by Summers at the Tide 3-yard line and Virginia Tech entered the end zone three plays later on Pegues' first one-yard plunge.

Alabama's next drive was quickly halted and defensive end Corey Moore broke through the line to block Pope's kick, giving Virginia Tech possession at the Alabama 29. It took the Hokies four plays to score this time, with Stith's four-yard scamper making it 24-7. Moore was voted the game's most valuable player. Winston's muff late in the third period was recovered by safety Cory Bird at the Alabama 19 and Pegues' one-yard scoring run 1:29 into the fourth quarter ended any hopes of an Alabama comeback. For emphasis, Midget picked off Zow and sprinted into the right corner of the end zone with 7:33 remaining.

Clark completed 7-of-14 passes for 71 yards and was intercepted once while carrying nine times for 55 yards. Stith added 71 yards on 10 attempts for the Hokies, who needed just 278 total yards to record the blowout. Zow was 19-of-35 for 224 yards but was picked off three times for Alabama, which was held to 274 yards, including just 50 on the ground. Shaun Alexander carried 21 times for 55 yards and caught eight passes for 87 yards.

Tech began the onslaught on its first possession when Clark faked to Pegues, burst up the middle and outran the Tide secondary for a 43-yard touchdown just 2:35 into the contest.

Alabama tied the game just under six minutes into the second period when Zow found Vaughn in the back of the end zone. But Graham connected from 44 yards moments later to give the Hokies a three-point halftime advantage.

SCORE BY QUARTERS

	1	2	3	4	-	F
Alabama	0	7	0	0	-	7
Virginia Tech	7	3	14	14	-	38

Attendance: 41,600 (capacity: 39,790).

2000 ORANGE BOWL

(8) Michigan 35, (5) Alabama 34

MIAMI (Jan. 1, 2000) — In a meeting between two of college football's most storied programs, Michigan came from behind twice, then held on in overtime to win. Alabama's Ryan Pflugner missed an extra-point attempt by inches on the final play of overtime to give the Wolverines a 35-34 victory over the Crimson Tide in the Orange Bowl.

Michigan's Tom Brady threw for 369 yards and four touchdowns, including three to David Terrell who caught 10 passes for 150 yards. After Michigan's Shawn Thompson caught a 25-yard touchdown pass on the first play of overtime, Alabama scored on Andrew Zow's 21-yard pass to Antonio Carter. But Pflugner's extra-point attempt was just wide to the right.

The Wolverines won even though they lost a fumble at the Alabama 1 in the fourth quarter and had a 36-yard field goal attempt blocked to force the overtime. Shaun Alexander, the Southeastern Conference Player of the Year, rushed for 161 yards and three touchdowns in his final game for Alabama. His scores came on runs of 5, 6 and 50 yards, and teammate Freddie Milons scored on a 62-yard punt return.

The eighth-ranked Wolverines (10-2) managed just one first down in the opening 28 minutes but completed their third consecutive 10-win season. The sixth-ranked Crimson Tide (10-3) lost in their 50th bowl game, an NCAA record.

The Wolverines' first six possessions produced just one first down, which came on a 5-yard gain on a fake punt. The offense finally mustered a first down with 1:18 left in the opening half, then scored two plays later on a 27-yard pass from Brady to Terrell. The Wolverines erased deficits of 14-0 and 28-14 thanks to Terrell, who tied Orange Bowl and Michigan bowl records with three touchdown receptions.

Brady, who was 34-for-46, led Michigan to three touchdowns in a 12-minute span in the third quarter. The comeback wasn't the first by the Wolverines, who rallied from fourth-quarter deficits to win three times during the regular season. Alabama's Phillip Weeks blocked a field-goal attempt by Hayden Epstein as time ran out in the fourth quarter, forcing the overtime. Earlier in the period, Michigan's Anthony Thomas lost a fumble at the Alabama 1.

Alexander turned a third-and-1 run into a 50-yard touchdown, breaking three tackles to give Alabama a 21-14 lead in the third quarter. Less than three minutes later, Milons caught a 51-yard punt, weaved across the field and scored untouched to make it 28-14.

The Wolverines made the score 14-14 on their first series of the second half. Terrell caught a short pass from Brady, eluded cornerback Milo Lewis, and sprinted to the end zone, completing a 57-yard play. Terrell beat Lewis again in the third quarter for a 20-yard score.

Alabama picked up only one first down in the opening quarter, but a 32-yard run by Alexander got the Tide rolling. The play started a 76-yard drive that ended with Alexander's 5-yard touchdown run. Three minutes later, Alabama scored again on Milons' 23-punt return and a late-hit penalty gave the Tide the ball at the Michigan 31. Alexander's 6-yard touchdown run made the score 14-0.

SCORE BY QUARTERS

	1	2	3	4	OT	-	F
Alabama	0	14	14	0	6	-	34
Michigan	0	7	21	0	7	-	35

Attendance: 70,416 (capacity: 71,295).

2001 INDEPENDENCE BOWL

Alabama 14, Iowa State 13

SHREVEPORT, La. (Dec. 27, 2001) — Andrew Zow, playing with a bruised calf, tossed a 27-yard touchdown pass to Terry Jones with 4:44 remaining as the Crimson Tide ended Alabama head coach Dennis Franchione's first season with a victory as the Crimson Tide trimmed Iowa State, 14-13, before a national television audience on ESPN. The game marked Alabama's 51st bowl appearance and the first for the Tide in the Independence Bowl.

The final score wasn't indicative of the tempo of the game. Iowa State's offense gave the Alabama defense all it wanted and racked up 456 yards of total offense and 23 first downs. But the Tide defense held when it had to and the offense scored when it counted most. Iowa State's defense dominated throughout, but Alabama free safety Waine Bacon blocked Tony Yelk's punt, giving the Crimson Tide possession at the Cyclones' 29-yard line.

Two plays later, Zow connected with Jones for the winning score, enabling Alabama (7-5) to rally from a 10-0 deficit and finish the season with a winning record. Zow, who was sacked four times, completed 11-of-19 passes for 119 yards with an interception. The Crimson Tide were held to just 150 yards on the ground.

Iowa State (7-5) had a chance to regain the lead in the final minute, but Yelk's 47-yard field goal was wide right with 46 seconds left. It was his third miss of the game. Seneca Wallace drove the Cyclones into field goal range on their final possession. He converted a second-and-25 with a 26-yard completion to Jack Whitver at midfield, then kept the drive alive by hitting Lane Danielson for 14 yards on 4th-and-7 from the Alabama 47. For the game, Wallace completed 25-of-42 passes for 284 yards.

But Yelk's field goal missed the upright by inches and Zow took two snaps to run out the clock. Yelk kicked a 36-yard field goal to open the scoring 1:42 into the contest before Joe Woodley scored on a one-yard touchdown run to make it 10-0 with 14:24 left in the second quarter. Alabama got on the board on Zow's eight-yard touchdown run with 9:19 left in the second and Yelk failed to extend the lead, missing a 25-yard field goal with 26 seconds left in the half.

Yelk converted a 41-yarder to make it 13-7 with 2:11 left in the third period, but kept Alabama within one score by missing a 40-yarder 4:22 into the final period.

Cyclones running back Ennis Haywood rushed for 125 yards on 20 carries, marking the first time Iowa State had lost in 13 games when its leading runner surpassed the century mark. Ahmad Galloway paced Alabama on the ground with 90 yards on 16 carries.

SCORE BY QUARTERS

	1	2	3	4	-	F
Alabama	0	7	0	7	-	14
Iowa State	3	7	3	0	-	13

Attendance: 45,627 (capacity: 50,832).

2004 MUSIC CITY BOWL

Minnesota 20, Alabama 16

NASHVILLE, Tenn. (Dec. 27, 2004) — A turnaround 2005 season for Alabama ended in a way indicative of the regular season as Crimson Tide rode a game-winning 45-yard field goal by Jamie Christensen to a 13-10 win over explosive Texas Tech in the 2006 AT&T Cotton Bowl Classic at the Cotton Bowl Stadium in Dallas. The victory produced the Tide's 28th 10 win season and, when the dust settled, Alabama finished ranked 8th in both final national polls.

Although the kick by Christensen was by no means perfect, it was enough to keep Alabama in the win column and marked his third game-winning field goal of the season. Alabama's defense dominated the game early as the Red Raiders were forced to punt after their first possession of the game.

The Tide's first possession resulted in a 76-yard touchdown pass from Brodie Croyle to Keith Brown on the Tide's second play of the game as Croyle flicked a play-action pass to the streaking Brown. Christensen's point-after kick was good, giving the Tide an early 7-0 lead.

The Tide defense held the Red Raiders in check until late in the first quarter when Alex Trlica hit a 34-yard field goal, cutting the Alabama lead to 7-3.

With 2:39 left in the second quarter, a 38-yard field goal attempt by Christensen was blocked and allowed Tech to take possession at the Alabama 46-yard line. Tech quickly marched to the Alabama 21 and as the second quarter neared an end Trlica attempted a 37-yard field goal on the final play of the first half, but Alabama defensive lineman Mark Anderson burst through to block the attempt to keep Alabama's halftime lead at 7-3.

In the third quarter, the Crimson Tide was able to put more points on the scoreboard when Christensen kicked a 31-yard field goal to extend the Alabama lead to 10-3. Early in the fourth quarter, Tech managed to tie the game at 10-10 as quarterback Cody Hodges connected with Jarrett Hicks on a 12-yard touchdown pass. Trlica's conversion kick tied the game.

Alabama then went to work from its own 14-yard line, moving to the Red Raider 28-yard line in the game's waning seconds. With just five seconds left in the game, Christensen nailed a 45-yard field goal that barely cleared the crossbar, giving the Tide the 13-10 victory, Alabama's national-leading 30th victory in a postseason bowl game.

Playing his last game as the Alabama quarterback, senior Brodie Croyle earned the game's Offensive Most Valuable Player honor as he completed 19 of 31 passes for 275 yards and one touchdown. Alabama linebacker DeMeco Ryans was named Defensive MVP after garnering seven tackles to lead the Crimson Tide defense.

SCORE BY QUARTERS

	1	2	3	4	-	F
Alabama	7	7	0	2	-	16
Minnesota	7	10	3	0	-	20

Attendance: 66,089 (capacity: 69,143).

2006 COTTON BOWL

(13) Alabama 13, (18) Texas Tech 10

DALLAS (Jan. 2, 2006) — A turnaround 2005 season for Alabama ended in a way indicative of the regular season as Crimson Tide rode a game-winning 45-yard field goal by Jamie Christensen to a 13-10 win over explosive Texas Tech in the 2006 AT&T Cotton Bowl Classic at the Cotton Bowl Stadium in Dallas. The victory produced the Tide's 28th 10 win season and, when the dust settled, Alabama finished ranked 8th in both final national polls.

Although the kick by Christensen was by no means perfect, it was enough to keep Alabama in the win column and marked his third game-winning field goal of the season. Alabama's defense dominated the game early as the Red Raiders were forced to punt after their first possession of the game.

The Tide's first possession resulted in a 76-yard touchdown pass from Brodie Croyle to Keith Brown on the Tide's second play of the game as Croyle flicked a play-action pass to the streaking Brown. Christensen's point-after kick was good, giving the Tide an early 7-0 lead.

The Tide defense held the Red Raiders in check until late in the first quarter when Alex Trlica hit a 34-yard field goal, cutting the Alabama lead to 7-3.

With 2:39 left in the second quarter, a 38-yard field goal attempt by Christensen was blocked and allowed Tech to take possession at the Alabama 46-yard line. Tech quickly marched to the Alabama 21 and as the second quarter neared an end Trlica attempted a 37-yard field goal on the final play of the first half, but Alabama defensive lineman Mark Anderson burst through to block the attempt to keep Alabama's halftime lead at 7-3.

In the third quarter, the Crimson Tide was able to put more points on the scoreboard when Christensen kicked a 31-yard field goal to extend the Alabama lead to 10-3. Early in the fourth quarter, Tech managed to tie the game at 10-10 as quarterback Cody Hodges connected with Jarrett Hicks on a 12-yard touchdown pass. Trlica's conversion kick tied the game.

Alabama then went to work from its own 14-yard line, moving to the Red Raider 28-yard line in the game's waning seconds. With just five seconds left in the game, Christensen nailed a 45-yard field goal that barely cleared the crossbar, giving the Tide the 13-10 victory, Alabama's national-leading 30th victory in a postseason bowl game.

Playing his last game as the Alabama quarterback, senior Brodie Croyle earned the game's Offensive Most Valuable Player honor as he completed 19 of 31 passes for 275 yards and one touchdown. Alabama linebacker DeMeco Ryans was named Defensive MVP after garnering seven tackles to lead the Crimson Tide defense.

SCORE BY QUARTERS

	1	2	3	4	-	F
Alabama	7	0	0	7	-	13
Texas Tech	7	0	3	3	-	10

Attendance: 74,222(capacity: 74,222).

2006 INDEPENDENCE BOWL

Oklahoma State 34, Alabama 31

SHREVEPORT, La. (Dec. 27, 2006) — Ending the 2006 season in the PetroSun Independence Bowl, Alabama scored two late touchdowns to erase a 14-point deficit, but a 27-yard field goal by Oklahoma State's Jason Ricks with 8.9 seconds left pinned a 34-31 loss on Alabama at Independence Stadium.

OSU running back Dantrell Savage ran for 112 yards and a touchdown and made the key play on the winning drive. He took a screen pass from quarterback Bobby Reid for 26 yards on third-and-9 to the Alabama 15 to put Ricks in prime position. Alabama tried to ice Ricks with three timeouts. But the sophomore sent the kick through the uprights, and he snatched off his helmet and ran to the sideline with it extended over his head.

The kick saved the Cowboys (7-6) from a fourth-quarter collapse and gave them both a winning record and their first bowl victory since 2002. Oklahoma State blew a 14-point lead, setting up the Crimson Tide for the tying touchdown with a fumbled kickoff return.

Alabama (6-7) was playing in its NCAA-record 54th bowl game and looking for its 31st bowl victory but for much of the night the Crimson Tide's vaunted postseason history seemed a distant memory.

The Cowboys scooped up an Alabama fumble on the Tide's 38-yard line to set up the opening score. Savage ran the final yard to cap a 38-yard drive and make it 7-0 Oklahoma State. Alabama tied it on an 18-yard touchdown pass from quarterback John Parker Wilson to Matt Caddell with 3:32 remaining in the first quarter.

Oklahoma State went ahead 14-7 on Keith Toston's 4-yard run. The Cowboys stretched their lead to 17-7 on a 28-yard field goal by Ricks. Alabama cut the margin to 17-14 on a 1-yard run by fullback Tim Castille. But Alabama was unable to stop the Cowboys' final drive of the half. Oklahoma State took it 64 yards, capped by a 7-yard run by Toston for a 24-14 halftime lead.

In the third quarter, Jamie Christensen kicked a 24 yard field goal to pull Alabama three points closer. Then Reid hit Adarius Bowman for a 10-yard score to give Oklahoma State a 14 point lead, 31-17. Alabama played flat until late in the fourth quarter. With the Tide trailing 31-17, Javier Arenas returned a punt 86 yards to pull Alabama to within a touchdown with 10:50 left in the game.

Then Grant Jones fumbled the ensuing kickoff and Chris Rogers, who forced the fumble, recovered to give Alabama a first down on the Oklahoma State 21. Six plays later, left tackle Andre Smith caught a lateral from John Parker Wilson and ran tw0 yards to tie the game at 31-31.

Oklahoma State, ranked 16th nationally in total offense, outgained Alabama, 419 to 276. The Cowboys rushed for 207 yards compared to 108 yards for the Tide. Jeremy Nethon had 11 tackles including seven solo for Oklahoma State and was selected the game's Most Valuable Player honor.

For OSU, Reid completed 15 of 29 attempts for 212 yards with a touchdown and an interception, and Keith Toston added 58 yards and two touchdowns. John Parker Wilson completed 18 of 33 for 168 yards and a touchdown for Alabama. He was intercepted twice.

SCORE BY QUARTERS

	1	2	3	4	-	F
Alabama	7	17	0	10	-	31
Oklahoma State	7	7	3	14	-	34

Attendance: 45,054 (capacity: 50,832).

2007 INDEPENDENCE BOWL

Alabama 30, Colorado 24

SHREVEPORT, La. (Dec. 24, 2007) — Alabama used a 20-point first quarter and relied on a stingy second-half defense to withstand Colorado in the PetroSun Independence Bowl, gaining 388 total yards in a 30-24 win over the Buffaloes at Independence Stadium.

Alabama (7-6) dominated the first quarter of the game, opening with two field-goal-scoring drives to take a 6-0 lead before an unsuccessful fake punt by Colorado (6-7) led to the Crimson Tide's first touchdown of the night, a 15-yard pass from quarterback John Parker Wilson to receiver Keith Brown for a 13-0 lead 10 minutes into the game.

After a Colorado punt, the Tide took the ball 63 yards in five plays on its next possession, capping the drive with a 34-yard touchdown pass from Wilson to receiver Matt Caddell for a 20-0 first-quarter lead.

A blocked punt by Caddell on Colorado's next possession set up the Tide at its own 35-yard line and, six plays later, Wilson hit receiver Nikita Stover for his third touchdown pass of the night, a 34-yarder, to extend Alabama's lead to 27-0 with 12:20 left in the first half. Wilson completed 13 of his first 15 passes for 185 yards and three touchdowns.

Late in the half, Colorado quarterback Cody Hawkins found receiver Tyson DeVree for a four-yard score to cut the Tide lead to 27-7. A 25-yard pass from Hawkins to Dusty Sprague with four seconds left in the second quarter cut the Alabama lead to 27-14 at the half.

A third quarter Colorado field goal cut the Alabama lead to 10 and, with the Alabama offense stalled, the Buffaloes got the ball back at the Alabama 20 with 8:25 left in the game and a chance to cut the Tide lead even more. But Alabama defensive tackle Brandon Deaderick tipped a Hawkins pass and linebacker Darren Mustin made a diving interception to give Alabama the ball on Buffaloes' 22.

Seven plays later Alabama was able to extend its lead to 30-17 with a 26-yard field goal from Leigh Tiffin, his third of the night, with 4:36 left in the game. Colorado then went 69 yards in just 45 seconds to cut the Alabama lead to 30-24 with a touchdown pass from Hawkins to DeVree, but the Tide was able to convert two first downs on its next possession, running the clock down to one second before the Buffaloes took over at their own 20. Colorado's lateral-filled final play was stopped at the Buffaloes' 45-yard line.

Wilson was 19-of-32 passing for 256 yards, with three touchdowns and one interception. The Alabama defense was led by end Wallace Gilberry, who recorded five tackles-for-loss in an eight-tackle performance in his final game for the Tide, tying the Alabama single-game record for tackles-for-loss. Safety Rashad Johnson had 13 tackles while Mustin had eight stops to go with his interception.

SCORE BY QUARTERS

	1	2	3	4	-	F
Alabama	20	7	0	3	-	30
Colorado	0	14	0	7	-	24

Attendance: 47,043 (capacity: 50,832).

2009 SUGAR BOWL

(6) Utah 31, (4) Alabama 17

NEW ORLEANS (Jan. 2, 2009) — Fourth-ranked Alabama battled back from an early 21-0 deficit, cutting its deficit against No. 6 Utah to 21-17 in the second half, but the Crimson Tide was unable to overcome the deficit, falling to the Utes, 31-17, in the 75th Allstate Sugar Bowl in New Orleans. Alabama finished the season with a 12-2 record while Utah finished the season as college football's only undefeated team at 13-0.

Utah scored 21 first-quarter points, capitalizing on a John Parker Wilson interception and getting a pair of touchdown passes from Brian Johnson to take a 21-0 lead into the second quarter. Alabama responded with 17 unanswered points, starting the comeback with a 52-yard field goal by Leigh Tiffin and getting a 73-yard punt return for a touchdown by Javier Arenas that cut the largest deficit the Crimson Tide had faced all season to 21-10 at halftime. A fumble on Utah's first possession of the third quarter gave Alabama the ball in the Utes' territory, and a 4-yard touchdown pass from Wilson to Glen Coffee cut the lead to 21-17 with 11:14 to go in the third. Utah, however, closed the game on a 10-0 run.

Wilson completed 18-of-30 passes for 177 yards, with one touchdown and two interceptions. Julio Jones was Wilson's leading receiver, finishing with seven catches for 77 yards. Coffee (36 yards) and Mark Ingram (26) combined for 62 yards on the ground.

Utah quarterback Brian Johnson threw for 336 yards and three touchdowns on his way to being selected the game's most outstanding player, a fitting finish to the career of Utah's winningest quarterback (26-7).

Utah's defense was impressive, intercepting Wilson twice and sacking him eight times, with the seventh sack forcing a fumble that ended the Crimson Tide's last threat with just more than five minutes remaining. The Utes' front seven was significantly outweighed by Alabama's offensive line, playing without left tackle Andre Smith, the Outland Trophy winner who missed the game due to a suspension.

Johnson adeptly spread the ball around, completing passes to seven receivers while the Utes almost completely ignored the running game. Johnson connected with receiver Freddie Brown 12 times for 125 yards. Johnson's touchdowns went for 7 yards to Brent Casteel, 18 yards to Bradon Godfrey and 28 yards to David Reed. Matt Asiata ran for a 2-yard score, set up by Reed's leaping catch at the 2. An Alabama comeback appeared to be building early in the second half, when Dont'a Hightower stripped Johnson, and Bobby Greenwood recovered at the Utah 30. Wilson drove the Tide for a score, hitting Coffee for an easy 4-yard touchdown pass on a rollout to close the gap to 21-17.

At the point, it appeared to be only a matter of time before the Tide would overtake the underdog Utes. But Johnson opened Utah's next drive with a 33-yard pass over the middle to Brown. That started a 71-yard scoring drive that ended with Reed's touchdown. The Tide drove right back into Utah territory, but Ingram was stopped for no gain on third-and-2 from the Utah 32. But Tiffin missed a long field goal attempt, hooking a 49-yarder just left of the upright.

SCORE BY QUARTERS

	1	2	3	4	-	F
Alabama	0	10	7	0	-	17
Utah	21	0	7	3	-	31

Attendance: 71,872 (capacity: 75,000).

2010 BCS CHAMPIONSHIP

(1) Alabama 37, (2) Texas 21

PASADENA, Calif. (Jan. 7, 2010)—The No. 1-ranked Alabama football team held true to its ranking, defeating second-ranked Texas, 37-21, in the 2010 BCS National Championship at the Rose Bowl in Pasadena. The 2009 national championship was the 13th in Alabama history.

"Our message to the team at halftime was that it's a 60-minute game," said head coach Nick Saban. "I'm proud of the way we hung in there and bounced back at the end of the game."

The Crimson Tide defense ended any hopes of a Longhorn comeback when blitzing linebacker Eryk Anders forced a fumble by Texas quarterback Garrett Gilbert with only 3:08 remaining in the game. Alabama later forced two more turnovers and scored two touchdowns to seal the 2009 national championship.

After Texas jumped ahead 6-0 in the first quarter, the Crimson Tide took the lead with running back Mark Ingram punching in a two-yard rush to put Alabama up 7-6 with 14:18 remaining in the second quarter.

Trent Richardson joined in on the ground attack when he busted a 49-yard touchdown run at the 7:59 mark of the second quarter, stretching Alabama's lead to 14-7.

Placekicker Leigh Tiffin extended the Tide's lead by connecting on a 26-yard field goal. Two plays later, defensive tackle Marcell Dareus intercepted Gilbert's shovel pass and returned it 28 yards for an Alabama touchdown. The 10-point swing gave the Crimson Tide a 24-6 lead heading into halftime.

After Texas scored 11 unanswered points in the second half, pulling within 24-21, Anders forced a fumble at the three-yard line and linebacker Courtney Upshaw recovered for the Tide. The Texas fumble led directly to Ingram's one-yard touchdown run, putting Alabama up 31-21.

Javier Arenas came up with his second interception of the game with 1:55 remaining and Richardson turned the turnover into points once again, scoring a touchdown on a two-yard run. Tiffin missed the extra point attempt, making the final score 37-21.

Alabama head coach Nick Saban became the first head coach in major college football history to win a national championship at two different schools, previously winning the BCS national championship in 2003 at LSU. Saban also became the second head coach to win two BCS national championships, joining Urban Meyer of Florida.

The victory in Pasadena came 84 years after Alabama won its first national championship in the 1926 Rose Bowl game and marked the fifth Alabama team to end a national championship campaign at the Rose Bowl in Pasadena.

SCORE BY QUARTERS

	1	2	3	4	-	F
Alabama	0	24	0	13	-	37
Texas	6	0	7	8	-	21

Attendance: 94,906 (capacity: 83,542).

2011 CAPITAL ONE BOWL

(15) Alabama 49, (7) Michigan State 7

ORLANDO (Jan. 1, 2011) — Mark Ingram ran for two scores to break the school record for career touchdowns, and 15th-ranked Alabama rolled past No. 7 Michigan State 49-7 in the most lopsided Capital One Bowl in the game's history.

The 2009 Heisman Trophy winner had 59 yards rushing on 12 carries and a 30-yard reception against the team he rooted for as a kid. Greg McElroy threw for 220 yards and one touchdown, and the game got so out of hand that the Crimson Tide (10-3) pulled most of their starters early in the third quarter. Ingram also moved past Shaun Alexander's mark (41) with 42 career touchdowns.

The margin of victory topped East Texas State's 33-0 victory over Tennessee Tech in the 1953 game, then known as the Tangerine Bowl. The bowl dates back to 1947.

The Crimson Tide found the end zone on their first five possessions, held the Spartans (11-2) to 171 total yards and sacked Kirk Cousins four times in their most dominant performance all season. Cousins had 120 yards passing, threw one interception and was under pressure all game. Edwin Baker was held to 14 yards rushing for a Spartans team that felt snubbed by the BCS after sharing the Big Ten title. Instead, they were bullied and bruised by a team that knows the big stage well.

Alabama (10-3) took the opening kickoff 79 yards on 13 plays and Ingram scored on a 1-yard run to the right side.

Michigan State (11-2) took its opening drive and looked to have something going, but quarterback Kirk Cousins was intercepted by Alabama's Robert Lester. A short time later, Richardson scored on an 8-yard run to help the Tide grab a 14-0 lead.

The Spartans again looked to have something going in the second quarter, driving to Alabama's 7-yard line, but linebacker Courtney Upshaw hit Cousins from the blindside, forcing a fumble that stalled another Michigan State drive. Upshaw finished with five total tackles, two sacks, and three tackles for loss. He was voted the game's most valuable player.

On the following drive, Alabama drove 80 yards on seven plays and scored when Ingram burst through on the left side for a 6-yard touchdown to put the Tide up by three scores. The touchdown was Ingram's 42nd career rushing touchdown, making him the school's all-time leader, passing Shaun Alexander.

McElroy, playing his final game for Alabama, was nearly flawless. The fifth-year senior was 13-of-17 for 220 yards and even made a block that sprung Julio Jones on a 35-yard reverse for a score.

The Spartans managed only 48 yards on the ground. It was the second fewest yards allowed on the ground by an Alabama team since 1962. Edwin Baker, the Big Ten's third-leading rusher, was held to 14 yards on 12 carries. Alabama outgained Michigan State 546-171 in total yards.

Cousins was sacked four times and the last one, by Alabama linebacker Alex Watkins, forced him to the sidelines. He was replaced by redshirt freshman Andrew Maxwell, who didn't fare much better. Maxwell was sacked twice and was replaced by Keith Nichol who connected with wideout Bennie Fowler for a 49-yard touchdown pass with 5:45 left to avoid the shutout.

SCORE BY QUARTERS

	1	2	3	4	-	F
Alabama	7	21	14	7	-	49
Michigan State	0	0	0	7	-	7

Attendance: 61,519 (capacity: 70,000).

2012 BCS CHAMPIONSHIP

(2) Alabama 21, (1) LSU 0

NEW ORLEANS (Jan. 9, 2012) — A staunch defensive effort, combined with a record-setting night from kicker Jeremy Shelley, propelled the University of Alabama football team to its 14th national championship with a 21-0 victory over LSU in the 2012 BCS National Championship Game at the Mercedes-Benz Superdome

The Crimson Tide's defense held LSU to 92 total yards and five first downs as defensive player of the game Courtney Upshaw and Jerrell Harris each had seven tackles. As a unit, the defense had 11 tackles for loss, four sacks and an interception.

"I think it's a great team win," Alabama head coach Nick Saban said. "Our offense controlled the tempo of this game. We did a great job on special teams. It was just a great team win for every guy here, every fan that we have, every supporter of this program. This is great for Alabama."

Fifteen of Alabama's 21 points came from the leg of Shelley, who converted on a bowl-record five field goals from 23, 34, 41, 35 and a career-long 44 yards. The defense provided the offense with excellent field position all evening and quarterback AJ McCarron did a masterful job under center completing 23-of-34 passes for 234 yards to earn offensive player of the game honors.

"We knew that he was going to have to play well, because we knew that we were going to throw the ball," Saban said of his quarterback. "He showed great leadership and poise in making good decisions."

Thanks to Shelley, the Tide carried a 15-0 lead into the final quarter when LSU mounted its first legitimate charge after being held to 55 yards in the previous three quarters. Upon crossing midfield for the first time all game, the drive stalled and left the Tigers facing 4th and 18 to gain on the Alabama 40. The Tide defense came through again, as Dont'a Hightower sacked LSU's Jordan Jefferson and knocked the ball loose at the 50-yard line. Nick Gentry fell on the fumble to end the drive and set yp the Tide offense at midfield with 6:15 left to play.

Four plays later, Trent Richardson raced 34 yards for the first touchdown of the game. The Heisman Trophy semifinalist finished with 96 yards on 20 carries and 107 all-purpose yards.

Alabama put up the first points of the game when Shelley capped off a five-play, 20-yard drive with a 23-yard field goal with five minutes left in the first quarter. Shelley came up big for the Tide on two more occasions in the first half, connecting from 34 and 41 yards to give Alabama a 9-0 lead at the break.

Alabama held LSU to one first down throughout the first half, while collecting 13 of its own. The Tide also amassed 156 total yards compared to the Tigers' 26 total yards in the first 30 minutes.

SCORE BY QUARTERS

	1	2	3	4	-	F
Alabama	3	6	6	6	-	21
LSU	0	0	0	0	-	0

Attendance: 78,237 (capacity: 73,208).